

TORONTO RAPTORS

2015-16 PRESEASON MEDIA GUIDE





OCTOBER

DATE	OPPONENT	TIME
Sun. Oct. 4	L.A. Clippers (at Vancouver)	7:00 p.m.#
Mon. Oct. 5	at Golden State (at San Jose, CA)	10:30 p.m.#
Thu. Oct. 8	at L.A. Lakers (at Ontario, CA)	10:00 p.m.#
Mon. Oct. 12	Minnesota	7:30 p.m.#
Wed. Oct. 14	at Minnesota (at Ottawa)	7:00 p.m.#
Sun. Oct. 18	Cleveland	6:00 p.m.#
Fri. Oct. 23	Washington (at Montreal)	7:30 p.m.#
Wed. Oct. 28	Indiana	7:30 p.m.
Fri. Oct. 30	at Boston	7:30 p.m.

NOVEMBER

DATE	OPPONENT	TIME
Sun. Nov. 1	Milwaukee	6:00 p.m.**
Tue. Nov. 3	at Dallas	8:30 p.m.
Wed. Nov. 4	at Oklahoma City	8:00 p.m.
Fri. Nov. 6	at Orlando	7:00 p.m.
Sun. Nov. 8	at Miami	6:00 p.m.
Tue. Nov. 10	New York	7:30 p.m.
Wed. Nov. 11	at Philadelphia	7:00 p.m.
Fri. Nov. 13	New Orleans	7:30 p.m.
Sun. Nov. 15	at Sacramento	9:00 p.m.
Tue. Nov. 17	at Golden State	10:30 p.m.**
Wed. Nov. 18	at Utah	9:00 p.m.
Fri. Nov. 20	at L.A. Lakers	10:30 p.m.
Sun. Nov. 22	at L.A. Clippers	3:30 p.m.
Wed. Nov. 25	Cleveland	7:30 p.m.
Sat. Nov. 28	at Washington	7:00 p.m.
Sun. Nov. 29	Phoenix	6:00 p.m.

DECEMBER

DAY	DATE	OPPONENT	TIME
Wed.	Dec. 2	at Atlanta	8:00 p.m.
Thu.	Dec. 3	Denver	7:30 p.m.
Sat.	Dec. 5	Golden State	5:00 p.m.
Mon.	Dec. 7	L.A. Lakers	7:30 p.m.
Wed.	Dec. 9	San Antonio	7:30 p.m.
Fri.	Dec. 11	Milwaukee	7:30 p.m.
Sun.	Dec. 13	Philadelphia	6:00 p.m.
Mon.	Dec. 14	at Indiana	7:00 p.m.
Thu.	Dec. 17	at Charlotte	7:00 p.m.
Fri.	Dec. 18	at Miami	8:00 p.m.
Sun.	Dec. 20	Sacramento	6:00 p.m.
Tue.	Dec. 22	Dallas	7:30 p.m.**
Sat.	Dec. 26	at Milwaukee	5:00 p.m.
Mon.	Dec. 28	at Chicago	8:00 p.m.**
Wed.	Dec. 30	Washington	7:30 p.m.**

JANUARY

DAY	DATE	OPPONENT	TIME
Fri.	Jan. 1	Charlotte	7:30 p.m.
Sun.	Jan. 3	Chicago	3:30 p.m.
Mon.	Jan. 4	at Cleveland	7:00 p.m.
Wed.	Jan. 6	at Brooklyn	7:30 p.m.
Fri.	Jan. 8	at Washington	7:00 p.m.
Sat.	Jan. 9	at Philadelphia	7:30 p.m.
Thu.	Jan. 14	at Orlando	3:00 p.m. %
Mon.	Jan. 18	Brooklyn	7:30 p.m.
Wed.	Jan. 20	Boston	7:30 p.m.
Fri.	Jan. 22	Miami	8:00 p.m.^
Sun.	Jan. 24	L.A. Clippers	6:00 p.m.
Tue.	Jan. 26	Washington	7:30 p.m.**
Thu.	Jan. 28	New York	8:00 p.m.*
Sat.	Jan. 30	Detroit	6:30 p.m.

FEBRUARY

DAY	DATE	OPPONENT	TIME
Mon.	Feb. 1	at Denver	9:00 p.m.
Tue.	Feb. 2	at Phoenix	9:00 p.m.
Thu.	Feb. 4	at Portland	10:00 p.m.
Mon.	Feb. 8	at Detroit	7:30 p.m.
Wed.	Feb. 10	at Minnesota	8:00 p.m.
Fri.	Feb. 19	at Chicago	8:00 p.m.
Sun.	Feb. 21	Memphis	6:00 p.m.
Mon.	Feb. 22	at New York	7:30 p.m.
Wed.	Feb. 24	Minnesota	7:30 p.m.
Fri.	Feb. 26	Cleveland	7:30 p.m.
Sun.	Feb. 28	at Detroit	6:00 p.m.

MARCH

DAY	DATE	OPPONENT	TIME
Wed.	Mar. 2	Utah	7:30 p.m.
Fri.	Mar. 4	Portland	7:30 p.m.
Sun.	Mar. 6	Houston	6:30 p.m.
Tue.	Mar. 8	Brooklyn	7:30 p.m.
Thu.	Mar. 10	Atlanta	7:30 p.m.
Sat.	Mar. 12	Miami	7:00 p.m.
Mon.	Mar. 14	Chicago	7:30 p.m.
Tue.	Mar. 15	at Milwaukee	8:00 p.m.
Thu.	Mar. 17	at Indiana	7:00 p.m.
Fri.	Mar. 18	Boston	7:30 p.m.
Sun.	Mar. 20	Orlando	4:30 p.m.
Wed.	Mar. 23	at Boston	7:30 p.m.
Fri.	Mar. 25	at Houston	8:00 p.m.
Sat.	Mar. 26	at New Orleans	7:00 p.m.
Mon.	Mar. 28	Oklahoma City	7:30 p.m.
Wed.	Mar. 30	Atlanta	7:30 p.m.**

APRIL

DAY	DATE	OPPONENT	TIME
Fri.	Apr. 1	at Memphis	8:00 p.m.
Sat.	Apr. 2	at San Antonio	8:30 p.m.
Tue.	Apr. 5	Charlotte	7:30 p.m.
Thu.	Apr. 7	at Atlanta	8:00 p.m.
Fri.	Apr. 8	Indiana	7:30 p.m.
Sun.	Apr. 10	at New York	7:30 p.m.
Tue.	Apr. 12	Philadelphia	7:30 p.m.
Wed.	Apr. 13	at Brooklyn	8:00 p.m.

NBA All-Star Weekend, February 13-15, 2015 Air Canada Centre, Toronto

All start times listed are Eastern Time.

Subject to change.

- Preseason game

* - TNT

^ - ESPN

** - NBA TV

% - Game at The O2, London, England



2015-16 NBA KEY DATES

September 25.....Media day for teams participating in preseason NBA Global Games
 September 26.....Training camps open for teams participating in preseason NBA Global Games
 September 28.....Media day for all other teams
 September 29.....Training camps open for all other teams
 October 23.....NBA Preseason ends
 October 26.....Rosters set for NBA Opening Day
 October 27.....Start of the 2015-16 NBA Regular Season
 December 3.....NBA Global Games 2015, Boston Celtics vs. Sacramento Kings (Mexico City)
 January 5.....10-day contracts may now be signed
 January 10.....All contracts are guaranteed for the remainder of the season
 January 14.....NBA Global Games 2016, Orlando Magic vs. Toronto Raptors (London)
 February 12-14...NBA All-Star 2016 (Toronto, Canada)
 February 18.....Trade deadline (3 p.m. ET)
 March 1.....Playoff Eligibility Waiver Deadline
 April 13-16.....Portsmouth Invitational Tournament (Portsmouth, VA)
 April 13Regular Season ends
 April 15Rosters set for NBA Playoffs 2016 (3 p.m. ET)
 April 16NBA Playoffs 2016 begin
 April 24NBA Early Entry Eligibility Deadline (11:59 p.m. ET)
 May 2Conference Semifinals begin (possible move up to April 30 or May 1)
 May 11-15.....NBA Draft Combine 2016 (Chicago)
 May 17Conference Finals begin (possible move up to May 15 or 16)
 May 17NBA Draft Lottery 2016
 June 2.....NBA Finals 2016 begin
 June 13.....NBA Draft Early Entry Entrant Withdrawal Deadline (5:00 p.m. ET)
 TBDThe Finals 2016 latest possible date
 June 23.....NBA Draft 2016





SECTION 1

MANAGEMENT





TORONTO RAPTORS BASKETBALL CLUB

50 Bay Street, Suite 500 - Toronto, Ontario, M5J 2L2

Phone: (416) 815-5600 Fax: (416) 359-9205

Web site: www.raptors.com Arena Web site: www.theaircanadacentre.com

BOARD OF DIRECTORS

Lawrence M. Tanenbaum, O.C., George Cope, Dale H. Lastman, Guy Laurence, Edward Rogers, Anthony Staffieri, Bernard le Duc, Siim Vanaselja

MAPLE LEAFS SPORTS & ENTERTAINMENT

Chairman of the Board & NBA Governor	Lawrence M. Tanenbaum, O.C.
President, Chief Executive Officer	Tim Leiweke
General Manager, Toronto FC	Tim Bezbatchenko
Chief Financial Officer	Ian Clarke
Vice President, Global Partnerships	Jeff Deline
Chief Commercial Officer	Dave Hopkinson
Vice President, Marketing & Communications	Shannon Hosford
Chief Project Development Officer	Bob Hunter
Chief Legal & Development Officer	Peter Miller
Vice President, Sales & Service	Tom Pistore
Vice President, Technology	Sasha Puric
President, Toronto Maple Leafs	Brendan Shanahan
President & General Manager, Toronto Raptors	Masai Ujiri
Vice President, Content	Alyson Walker
Vice President, Facilities & Live Entertainment	Wayne Zronik

RAPTORS MANAGEMENT

President & General Manager, Alternate NBA Governor	Masai Ujiri
Senior Basketball Advisor	Wayne Embry
Executive Vice President, Basketball Operations	Jeff Weltman
Vice President, Basketball Management & Strategy	Bobby Webster
Vice President, Basketball Operations & Player Development	Teresa Resch
Director, Player Personnel / General Manager, Raptors 905	Dan Tolzman
Director, Basketball Operations & Player Development	Courtney Charles
Director, Analytics	Keith Boyarsky
Director, Global Scouting	Patrick Engelbrecht
Scouts	Curtis Crawford, Mike Akuboh, Abel Nson
Head Coach	Dwane Casey
Assistant Coaches	Rex Kalamian, Andy Greer, Nick Nurse
Assistant Coach / Player Development	Jama Mahlalela
Basketball Development Consultant / Community Ambassador	Jamaal Magloire
Assistant Coach / Director of Sports Science	Alex McKechnie
Head Athletic Trainer	Scott McCullough
Strength and Conditioning Coach	Jon Lee
Assistant Trainer/Manual Therapist	Rory Mullin
Assistant Trainer/Massage Therapist	Ray Chow
Team Medical Director/Orthopaedic Surgeon	Dr. Paul Marks
Assistant Team Medical Director	Dr. Howard Petroff
Travel Manager	Kevin DiPietro
Equipment Manager	Paul Elliott
Video Coordinator	Jon Goodwillie
Assistant Video Coordinator	John Bennett
Manager, Team Security	John Altilia
Manager, Team Services	Doreen Doyle
Manager, Basketball Operations & Analytics	Eric Khoury
Coordinator, Team Services	Jennifer Taylor
Assistant, Basketball Operations	Isaac Lax
Assistant, Player Development	Harry Ezenibe
Executive Assistant	Arsalan Jamil
Consultants	Dana Sinclair, Alex Rucker

RAPTORS MEDIA RELATIONS

Director, Media Relations	Jim LaBumbard
Manager, Media Relations	Roven Yau
Coordinator, Media Relations	Phil Summers

MASAI UJIRI

PRESIDENT & GENERAL MANAGER



On May 31, 2013, Masai Ujiri was named President and General Manager, Basketball Operations. He returned to the organization where he received his first front office position in 2007.

Ujiri, 44, is considered one of the more proactive executives in the NBA. Whether through trades, shrewd draft picks, scouting or analytics he is aggressively trying to think of new ways to build his roster. In his four seasons overseeing basketball operations with Toronto and Denver, Ujiri's teams have compiled a 242-152 (.614) mark. His squads have also posted an impressive 144-53 (.731) home court record.

In his two campaigns at the helm of the Raptors the club has won back-to-back Atlantic Division titles with 48 and 49-win seasons.

In the offseason, Ujiri continued to reshape the roster returning to a more defensive-minded focus with the signing of free agents Bismack Biyombo, DeMarre Carroll, Canadian Cory Joseph and veteran Luis Scola.

Heading into last season, Ujiri managed to retain three key contributors re-signing free agents Patrick Patterson, Greivis Vasquez and starting point guard Kyle Lowry, as well as adding more depth off the bench with the acquisitions of veterans James Johnson and Lou Williams. The Raptors won a second consecutive Atlantic Division championship and recorded a club record 49 victories.

When Ujiri returned to the Raptors he inherited a team that had not been to the postseason since 2008. Under his leadership the club posted 48 wins, an Atlantic Division title and the third-seed in the Eastern Conference. Following a slow start to the 2013-14 campaign, Ujiri pulled the trigger on a seven-player trade with Sacramento on December 9 that brought valuable bench depth in Chuck Hayes, Patterson, John Salmons and Vasquez to Toronto. From that point forward the Raptors posted the best record in the Eastern Conference at 41-22.

Ujiri spent three seasons as Executive Vice President of Basketball Operations for the Denver Nuggets prior to joining the Raptors. He was named 2012-13 NBA Executive of the Year after leading the Nuggets to a team-record 57 wins and a league-best 38-3 home court mark. Ujiri helped construct a young, athletic roster that captured the No. 3 seed in the Western Conference despite being the third-youngest team at the start of the season.

In Denver, Ujiri is best known for a 12-player deal February 22, 2011 that sent All-Star forward Carmelo Anthony to the New York Knicks. That trade is heralded as a textbook example on how to receive high value in exchange for a pending free agent.

Ujiri got his NBA front office start in Toronto in 2007 joining the franchise as director of global scouting. He was elevated to assistant general manager, player personnel in 2008. His duties included overseeing the scouting and personnel departments, talent assessment and related data management.

On August 27, 2010, Ujiri became the first African-born GM in the NBA when he was hired to run the Nuggets' basketball operations department. It was also his second stint with the club after working as a scout from 2003-06 and the team's director of international scouting during the 2006-07 season. Prior to joining Denver, he worked as an international scout for the Orlando Magic.

A native of Nigeria, Ujiri brings tremendous knowledge and extensive global connections to the Raptors front office. He played professionally in Europe for six years, with stops in Belgium, Germany, England, Greece and Finland. He has scouted all over the world, including Europe, Africa, Asia and South America.

Ujiri has also managed and coached the Nigerian junior and senior national teams.

On a humanitarian level, Ujiri has been tireless in his efforts to promote and develop the game of basketball throughout Africa. He is the founder of the Giants of Africa Foundation, which launched the Top 50 and Big Man camps in his homeland. He has also served as the director of the NBA's Basketball Without Borders program since 2002.

In August, Ujiri joined NBA executives, players and alumni for NBA Africa Game 2015 in Johannesburg. Ujiri served as General Manager for Team Africa as the NBA played its first game on the continent with a Team Africa vs. Team World format.

Ujiri was introduced to basketball at age 13 and quickly fell in love with the game. He went on to play at Bismarck State College and Montana State University-Billings (formerly Eastern Montana College).



WAYNE EMBRY

SENIOR BASKETBALL ADVISOR



Wayne Embry embodies and lives by “P” words: preparation, perception, perseverance, persistence, pride and passion. Others will use another “P” word – pioneer – to describe a man who has made his mark during a long and storied basketball career.

Embry joined the Raptors on June 7, 2004 as senior basketball advisor. He took charge of the basketball operations area as Interim GM from January 26, 2006 – February 28, 2006. Over the course of that time, Embry engineered two trades (Aaron Williams to New Orleans/Oklahoma City and Jalen Rose to New York) to create significant salary cap space for his successor, Bryan Colangelo, to rebuild the roster in the offseason.

Embry has been affiliated with the NBA for more than 50 years as a player and front office executive. While Embry enjoyed a successful 11-year career as a player, he will be forever remembered in professional sports circles for being the first African American to be general manager and a president of an NBA club.

Embry became the first African American general manager in professional sports when he was named to the post by the Milwaukee Bucks in 1972. He served in that capacity for eight years leading the Bucks to two seasons of 59 or more wins and four postseason appearances, including the 1974 Finals.

Prior to joining Milwaukee’s front office Embry was called upon by Bucks’ ownership to encourage his former teammate/roommate Oscar Robertson to accept a trade to Milwaukee. The move paired Robertson with Lew Alcindor, the first overall pick from the 1969 NBA Draft. The duo led Milwaukee to the 1971 NBA title, making the Bucks the fastest expansion team in sports history to win a championship.

From 1985-92, Embry served as vice-president and general manager of the Cleveland Cavaliers. He moved to an executive vice-president position with the club from 1992-94, and in 1994 once again made history by becoming the first African American NBA team president and chief operating officer. Under his direction the Cavaliers won 40 or more games 10 times, 50 or more on three occasions and advanced to the Eastern Conference Final in 1992. Embry earned The Sporting News Executive of the Year honours in 1992 and 1998, as well as being named Sports Illustrated’s Executive of the Year in 1998.

The 6-foot-8, 240-pound Embry was known as “The Wall” during his playing days for his ability to set solid picks. He appeared in 831 regular season NBA games, averaging 12.5 points and 9.1 rebounds. He averaged double figures in points in eight of his 11 seasons. He participated in 56 postseason contests where he contributed an average of 10.1 points and 8.0 rebounds, including tallies of 16.3 points and 13.5 rebounds in the 1963 playoffs.

Embry began his NBA career in 1958 with the Cincinnati Royals, where he played eight seasons, including the final four as team captain. He earned first-team All-NBA honours for five consecutive seasons (1961-65). He joined the Boston Celtics for two campaigns (1966-68) and helped the Celtics capture the 1968 NBA championship with a 4-2 series triumph over the Los Angeles Lakers. He finished his playing career the following year as the first captain in Milwaukee Bucks history.

A native of Springfield, Ohio, Embry was a two-time honourable mention All-America selection at Miami (Ohio) University. He was the team’s leading scorer, team captain and MVP in 1957 and 1958, and is the fourth player in school history to have his jersey (No. 23) retired. He earned a Bachelor of Science degree in education and a minor in business administration from Miami.

Embry has sat on several non-profit and corporate boards, including the Federal Reserve Bank of Cleveland where he played a large role in shaping monetary and economic policies. He received numerous leadership awards including the Sports Business Journal’s Champions Award, the Global Sports Management Summit’s Lifetime Achievement Award and the Giant Steps Award from the National Consortium for Academics and Sports.

Embry was enshrined at the Naismith Basketball Hall of Fame in 1999 and the Ohio Basketball Hall of Fame in 2006. He had his high school and collegiate uniform numbers retired and has a road named in his honour in Clark County, Ohio.

Embry is married to Terri, and is the father of three children: Debbie, Jill and Wayne Jr.

JEFF WELTMAN

EXECUTIVE VICE PRESIDENT, BASKETBALL OPERATIONS



Jeff Weltman was named Executive Vice President, Basketball Operations in 2013 after five seasons as assistant general manager with the Milwaukee Bucks.

Weltman came to Milwaukee following one year as the Director of Basketball Administration in Detroit and five as the Assistant General Manager with the Denver Nuggets (2001-06).

With the Bucks, Weltman assisted John Hammond in all basketball, salary cap and administrative matters. With Detroit, Weltman helped coordinate many of the

team's day-to-day operations.

During his tenure in Denver, he helped engineer personnel moves that shifted the Nuggets from a struggling team with no salary cap flexibility to one of the up-and-coming teams in the NBA. The Nuggets won 49 games in 2004-05, the fourth-most since the franchise joined the NBA in 1976. In 2003-04, the Nuggets posted the sixth-biggest turnaround in NBA history, improving their win total by 26 games and reaching the playoffs for the first time since 1995.

Weltman joined the Nuggets after working 13 seasons with the Los Angeles Clippers, where he had served as director of player personnel since 1994. In that role, he oversaw the team's scouting department and contributed to many other aspects of the club's day-to-day basketball operations.

The New York native originally joined the Clippers as video coordinator in 1988 and was immediately elevated to a scouting position. During his last season in Los Angeles (2000-01), the Clippers improved their win total by 16 - the biggest turnaround in the league.

Weltman graduated in 1987 from Oberlin College in Oberlin, Ohio, where he earned two Varsity letters in basketball. He and his wife, Alexis, have 10-year-old twin daughters, Lucy and JJ.

BOBBY WEBSTER

VICE PRESIDENT, BASKETBALL MANAGEMENT & STRATEGY



Bobby Webster joined the Raptors' front office in 2013 as the first hire by Raptors President and General Manager Masai Ujiri. In his role as Vice President, Basketball Management & Strategy, Webster provides his CBA expertise on strategic team and roster planning, along with involvement in player acquisitions.

Webster came to the Raptors after working for the NBA league office in New York for seven seasons, most recently in the role of Associate Director,

Salary Cap Management. He brings with him a vast working knowledge of the NBA's Collective Bargaining Agreement (CBA). He was part of the NBA league office team that worked with the NBA Labor Relations Committee to negotiate the most recent CBA with the National Basketball Players Association. While at the NBA, Webster advised front office personnel from all 30 teams on CBA matters related to salary cap and luxury tax planning, player contract negotiations and trade proposals. He also played a lead role in the NBA league office's player contract analytics efforts.

TERESA RESCH

VICE PRESIDENT, BASKETBALL OPERATIONS / PLAYER DEVELOPMENT



Teresa Resch was promoted to Vice President, Basketball Operations & Player Development on August 4, 2015. In this role she will be responsible for off-court player development programs and be a liaison between the basketball and team business operations.

Resch played an instrumental role in overseeing plans for the Raptors' new practice facility, slated to open in February, 2016. She was also a key member of the team that launched Raptors

905 - Toronto's NBA Development League affiliate.

Prior to joining the Raptors in 2013, Resch served as Ultimate Hoops National Basketball Operations Manager for Life Time Fitness where she was responsible for basketball programming at 104 Club locations in the US and Canada.

Resch returns to the NBA, having spent four years at the NBA League Office from 2006 through 2011. While at the NBA, Resch assisted the International Basketball Operations department in operating Basketball without Borders Camps in four different continents and was instrumental in the establishment of the first camp to feature women campers. Additionally, she assisted in maintaining and expanding the NBA's relationship with the US Department of State's SportsUnited program. In her initial role in the NBA domestic basketball operations department, Resch oversaw league roster management and operations of league sponsored events NBA All-Star Weekend, NBA Draft and NBA Draft Combine.

Resch began her career in the sports industry as an event intern at Disney's Wide of World of Sports Complex.

Resch earned her MBA in Sports Administration from St. Thomas University (FL) and a BA in Business Communications from Augustana College (SD) where she was an all-conference player for the Vikings Volleyball team.

DAN TOLZMAN

DIRECTOR OF PLAYER PERSONNEL



Dan Tolzman joined the Raptors' front office in 2013 and was promoted to Director of Player Personnel on August 4, 2015. He oversees all aspects of the team's scouting department, including college and professional scouting, talent assessment and related data management. Tolzman also serves as the general manager for the team's NBA Development League affiliate, Raptors 905.

In Denver, Tolzman had served as the team's scouting coordinator since 2011. He was a member of the basketball operations staff led by current Raptors President and General Manager, Basketball Operations Masai Ujiri. He originally joined the Nuggets organization as a media relations intern in 2004 and was promoted to media relations manager in 2009.

Tolzman is a native of Tucson, Arizona and played basketball at Sabino High School. He graduated from the University of Minnesota-Morris in 2004 before relocating to Denver.

DWANE CASEY

HEAD COACH



Dwane Casey was named the eighth head coach in franchise history June 21, 2011 joining the organization just nine days after helping lead the Dallas Mavericks to the 2011 NBA Championship. Casey, 58, has served as a head coach, associate head coach and assistant coach in the NBA 20 of the past 21 years. He has coached in two NBA Finals (1996 and 2011) and two NBA All-Star Games (1996 and 1998).

Under Casey's leadership the Raptors have won back-to-back Atlantic Division championships and improved their regular season win total in each of his four seasons – a first in team history. He enters the 2015-16 campaign four wins shy of the top spot in franchise history and 34 games from being the longest tenured coach of the Raptors.

Last season, Casey directed the Raptors to a second consecutive Atlantic Division championship and set a team record with 49 victories. His club had sole possession of first place in the Eastern Conference for the first time in team history and remained there from November 4 – January 1. The defensive-minded Casey showcased an up-tempo offence that set a franchise best with

726 made three-pointers and was the second-highest scoring unit in team history. They also finished in the Top-10 in the League for fewest turnovers for a third straight season.

In 2013-14, the Raptors recorded 48 wins, an Atlantic Division championship and the third overall seed in the Eastern Conference. Casey's squad also set a franchise record with 22 road wins and matched an all-time high with 16 victories against Western Conference opponents. Casey continued his emphasis on the defensive end of the court as Toronto ranked in the Top 10 in points allowed (98.0, 6th) and opponent field goal percentage (.450, 10th).

The season turned for Casey and the Raptors following a seven-player trade with Sacramento on December 9. From that point forward the club posted the best mark in the Eastern Conference at 41-22.

In the 2012-13 campaign, Casey and his coaching staff oversaw the marked development of a youthful core of players including DeMar DeRozan, Amir Johnson, Jonas Valanciunas and Terrence Ross. DeRozan established career highs in points, rebounds, assists and minutes. Johnson posted career bests in points, rebounds, assists, steals, blocks and minutes. Valanciunas earned NBA Eastern Conference Rookie of the Month honours.

In his first season with the Raptors, Casey took a unit that ranked near the bottom of the NBA in every defensive category and transformed the culture and results. The Raptors finished the 2011-12 campaign as the league's season leader for greatest improvement in opponent field goal percentage and opponent scoring. Toronto ranked in the Top 10 in fewest points allowed (9th), opponent field goal percentage (8th) and three-point field goal percentage (5th). The team had finished in the bottom third of the league in all three categories in the 2010-11 season.

Casey spent three seasons (2008-11) as an assistant with the Mavericks. Dallas posted a 162-84 (.659) mark during that span, winning 50 or more games in each of Casey's three seasons with the team. Casey was in charge of a defensive unit that held its opponents to 96.0 points per game (6th in the NBA) and .450 per cent shooting from the field (8th in the NBA) in the 2010-11 regular season. In the 2011 postseason, Casey's defense posted series victories over offensive powers the likes of Kobe Bryant, Kevin Durant, Russell Westbrook, LeBron James and Dwyane Wade. Dallas held its playoff opponents to 92.5 points per game and .447 per cent shooting from the floor.

Toronto is Casey's second stop as an NBA head coach. His first endeavor as a bench boss was with the Minnesota Timberwolves from 2005-07. He had the club in playoff contention with a 20-20 record when he was replaced January 25, 2007. His 2005-06 squad finished in the NBA's top 10 in fewest average points per game and lowest opponent field goal percentage.

Casey began his NBA coaching career in 1994 as an assistant with the Seattle SuperSonics. He spent 11 seasons with the Sonics where he served under longtime NBA head coaches George Karl, Paul Westphal and Nate McMillan. He was promoted to associate head coach in November 2000. Nine of his teams in Seattle finished above .500 with five winning 50 or more games. The 1996 squad won the Western Conference Championship after finishing the regular season with a franchise record 64 victories.

In 14 seasons as an NBA assistant, Casey's teams have registered a 689-427 mark (.617) with eight campaigns of 50 or more wins. His teams have qualified for the playoffs in 11 of those 14 seasons.

Prior to joining the Sonics, Casey spent five years as a head coach in Japan. He also coached Japan's National Team with basketball legend Pete Newell. In the summer of 1998, Casey coached the team to its first World Championship appearance in 31 years.

From 1985-89, Casey was an assistant under legendary collegiate coach Eddie Sutton at the University of Kentucky. The Wildcats posted a 90-40 mark during that span. He also served as an assistant under Clem Haskins at Western Kentucky University from 1980-85.

Casey began his coaching career at Kentucky in 1979 as a graduate assistant under Joe B. Hall. While at UK, he recruited and coached eventual NBA players Winston Bennett, Sam Bowie, Rex Chapman, LeRon Ellis, Shawn Kemp, Chris Mills, Dirk Minnifield, Irving Thomas and Melvin Turpin.

Casey played collegiately at Kentucky and helped the Wildcats register a 30-2 record in his junior season and capture the 1978 NCAA Championship. A four-year letterman, Casey was named team captain his senior year and won Kentucky's all-academic award.

A native of Morganfield, Kentucky, Casey earned a degree in business administration from Kentucky in 1979. He and his wife, Brenda, have a daughter, Justine, and son, Zachary.

REX KALAMIAN

ASSISTANT COACH



Rex Kalamian enters his first season as a member of the Raptors coaching staff. Kalamian spent the past six seasons with Oklahoma City, including the last two as lead assistant for Scott Brooks. The Thunder posted a 316-160 (.664) mark during the regular season and was 39-34 (.534) in the postseason during Kalamian's tenure with the club, reaching the Western Conference finals three times with one NBA Finals appearance. Oklahoma City won eight-of-13 playoff series.

Kalamian participated in two All-Star games (2012, 2014) as an assistant coach and served as a head coach for the 2014 BBVA Compass Rising Stars Challenge during All-Star Weekend in New Orleans.

In addition to Oklahoma City, Kalamian had previous assistant coaching stints with Sacramento (2007-09), Minnesota (2005-07, where he was on Casey's staff), Denver (2004-05) and the Los Angeles Clippers (1995-2003). He was a West Coast scout for Philadelphia during the 2003-04 season and was in the scouting department for the Clippers from 1992-95 before being elevated to assistant coach.

Prior to the NBA, Kalamian worked for two seasons as an assistant at his former school, East Los Angeles College. As a player, Kalamian was named team captain at East Los Angeles where he led the South Coast Conference in three-point shooting percentage during the 1988-89 season.

A graduate of Cal Poly Pomona, Kalamian earned a bachelor's degree in business management.

ANDY GREER

ASSISTANT COACH



Andy Greer enters his first season on the Raptors' bench as an assistant coach. Greer spent the past five seasons as an assistant with the Chicago Bulls on Tom Thibodeau's staff. During his time in Chicago, the club posted a .647 (255-139) regular-season winning percentage and ranked in the Top 10 each season for opponent scoring average and opponent field goal percentage.

Greer's NBA coaching resume also includes assistant positions with the Memphis Grizzlies (2007-09), Houston Rockets (2003-07) and New York Knicks (2001-03).

Before joining the NBA coaching fraternity, Greer coached at the collegiate level for nearly two decades. He spent four years at Northern Illinois University, where he logged three-and-a-half seasons as an assistant coach and a half-season as the team's interim head coach, and four years as the head coach at the United States Merchant Marine Academy. Greer also coached collegiately at Mansfield University, Brandeis University, Boston University and the University of Southern California. He received his first coaching job as an assistant coach at Genesee Community College in 1983.

Greer holds a bachelor's degree in physical education from SUNY Brockport and a master's degree in education from Mansfield University.

NICK NURSE

ASSISTANT COACH



Nurse enters his third season in Toronto as assistant coach. Nurse developed a reputation for his work on the offensive end of the court following a successful tenure as a head coach in the NBA Development League.

Nurse coached the Rio Grande Valley Vipers to a 59-41 mark over two seasons and won the 2012-13 NBA D-League championship. Prior to taking the reins in Rio Grande, Nurse coached the Iowa Energy to an overall regular season mark of 124-76 (.620) and the 2010-11 NBA D-League championship. For his

accomplishments, Nurse was named the 2010-11 recipient of the Dennis Johnson Coach of the Year award.

A three-time NBA Development League All-Star head coach, Nurse led the Energy to back-to-back 37-13 finishes in 2009-10 and 2010-11, setting and then tying the league record for wins in a single season. Nurse led the Energy to two Eastern Conference championships and one Central Division championship.


A graduate of the University of Northern Iowa, Nurse began his coaching career at the age of 23 when he became the head coach of Grand View College, making him the youngest college basketball coach in the United States. He moved on to an assistant coach position at the University of South Dakota where his teams recorded a 46-14 mark.

Nurse coached in Europe for 11 years starting in 1996, winning nine championships and two Coach of the Year awards while earning six All-Star head coach selections in the British Basketball League. During that time, he also gained coaching experience in Italy, Belgium and the USBL. Additionally, Nurse served as an assistant coach in the 2012 Olympics for the host British National Team.

Nurse holds a career professional coaching record of 459-220 (.676) during the regular season and 76-54 (.585) in the postseason.

JERRY STACKHOUSE

ASSISTANT COACH



Jerry Stackhouse enters his first season as an assistant coach for the Raptors. Stackhouse played 18 seasons in the NBA, averaging 16.9 points, 3.3 assists, 3.2 rebounds and 31.2 minutes in 970 regular season games (564 starts). He also appeared in 75 playoff contests and reached the NBA Finals in 2006 with Dallas. Stackhouse worked together with Dwane Casey during 2008-09 in Dallas when Casey was an assistant coach on Rick Carlisle's staff.

A two-time All-Star with Detroit (2000, 2001), Stackhouse posted career highs of 29.8 points (second in the NBA) and 5.1 assists in 80 games during the 2000-01 campaign. Leading the league in total points, free throws made, and 5th in 3-point FG's made.

He averaged at least 20 points per season five times, including four consecutive years from 1999-2003.

After playing for legendary coach Dean Smith and earning First-Team All-American and Sports Illustrated Player of the Year honors, Stackhouse was selected third overall by Philadelphia in the 1995 NBA Draft and was a first-team All-Rookie selection with the 76ers, leading all rookies in scoring at 19.8 ppg.

During his playing career, Stackhouse saw action with Philadelphia (1995-97), Detroit (1997-2002), Washington (2002-04), Dallas (2004-09), Milwaukee (2009-10), Miami (2010-11), Atlanta (2011-12) and Brooklyn (2012-13).

In 2011, Stackhouse launched Stackhouse Elite, an AAU program based in Atlanta, GA. As Head Coach, captured numerous titles in the 15U, 16U, and 17U divisions. The program has produced 10 NCAA Division I players since its inception. Stackhouse also coached the Adidas Uprising US Select Team at the Adidas EuroCamp in Treviso, Italy, the past two summers.

Although an early entrant for the NBA Draft, Stackhouse continued working on his degree and earned a Bachelor's of Arts Degree from the University of North Carolina at Chapel Hill in 1999. Recently, he completed the Executive B.E.M.S program at Harvard Business School (2015).



JAMA MAHLALELA

ASSISTANT COACH / PLAYER DEVELOPMENT



Jama Mahlalela enters his third season as assistant coach/player development. Mahlalela moved to the bench following two seasons working in the Raptors' front-office as director of player development.

He started with the Raptors on the community development staff in 2006, leading the Raptors Basketball Academy and various clinics throughout Canada. Mahlalela was named director of basketball operations for NBA Asia

in 2009 and oversaw the League's clinics, youth programs and elite-level development from his base in Hong Kong.

Mahlalela played collegiately at the University of British Columbia and served as assistant coach at the University of Toronto for four seasons.

JAMAAL MAGLOIRE

BASKETBALL DEVELOPMENT CONSULTANT & COMMUNITY AMBASSADOR



Jamaal Magloire enters his fourth season as Basketball Development Consultant & Community Ambassador. In this role he will assist the coaching staff at practices and make corporate/community appearances throughout the season.

Magloire is the most decorated basketball player from the Greater Toronto Area and one of the most accomplished players in Canadian basketball history. He completed 12 seasons in the NBA with Charlotte/New Orleans, Milwaukee, Portland, New

Jersey, Dallas, Miami and Toronto. During the 2003-04 season he appeared in 82 games for the New Orleans Hornets and averaged 13.6 points, a career-best 10.3 rebounds and 33.9 minutes. Magloire was named a reserve for the Eastern Conference at the 2004 All-Star Game in Los Angeles and led his team with 19 points. On December 26, 2011 Magloire became the first Canadian player to appear in a regular-season game with the Raptors.

Magloire was drafted 19th overall by the Charlotte Hornets in the 2000 NBA Draft following a four seasons at Kentucky. He finished his collegiate career as Kentucky's all-time leader in blocked shots and ranked fifth in Southeastern Conference history. During his sophomore year Magloire helped the Wildcats win the 1998 NCAA Championship, shooting .714 from the floor in six tournament games.

Magloire attended Eastern School of Commerce in Toronto where he helped the school post a 67-game winning streak en route to a pair of provincial championships. On May 17, 2006 he was given a star on the Scarborough Walk of Fame, which honors prominent members of the Scarborough community.

ALEX McKECHNIE

ASSISTANT COACH / DIRECTOR OF SPORTS SCIENCE



Alex McKechnie joined the Raptors in July 2011 to oversee all athletic training, rehabilitation and strength and conditioning for the franchise. He is regarded as an industry leader in core training and movement integration. Prior to coming to Toronto, McKechnie worked for eight seasons as the athletic performance coordinator of the Los Angeles Lakers and was part of five NBA championship winning teams.

A native of Glasgow, Scotland, McKechnie graduated from the Leeds School of Physiotherapy and came to Canada in 1974 to be the head physiotherapist to the Varsity Athletic Program at Simon Fraser University in Burnaby, British Columbia. During his time at Simon Fraser, McKechnie also served as the team physiotherapist for the Vancouver Whitecaps of the North American Soccer League (1974-82) and team physiotherapist for the 1976 Canadian Olympic Soccer Team.

McKechnie left Simon Fraser in 1977 to open his own private practice specializing in Orthopedics and Sports Medicine. Three years later, he began working on a consultant basis with the Vancouver Canucks (1980-2000) and the Canadian Senior Men's National Soccer Team in 2000 that won the CONCACAF Gold Cup.

In 2001, after two years of work and research, McKechnie was issued a United States patent on the Torsion Board which he subsequently licensed with Reebok to produce the Reebok Core Board, a device widely used in the NBA, NFL, NHL and gyms in North America. He also developed the Core X system which has been widely adopted in the NBA, NFL, NHL, Premier League and European soccer.

McKechnie is a member of the Chartered Society of Physiotherapists and Canadian Physiotherapy Association.

SCOTT McCULLOUGH

HEAD ATHLETIC TRAINER



Scott McCullough enters his 10th season with the Raptors as the team's head athletic trainer. He was named athletic trainer for the Eastern Conference squad at the 2011 NBA All-Star Game in Los Angeles.

McCullough returned to his native Ontario in 2006 after six seasons as the head athletic trainer with the Memphis/Vancouver Grizzlies. Prior to that, he served as the Grizzlies' assistant trainer since the team's inaugural season in 1995.

McCullough is a 1995 graduate of the Sports Injuries Management program at Sheridan College in Oakville, Ontario. He worked with the varsity football and hockey programs at the University of Toronto, the Edmonton Sports Institute, Mount Sinai Hospital in Toronto and the sports injury clinic at the University of Ottawa.

A native of Renfrew, Ontario, he earned his Bachelor's Degree in Physical Education from the University of Toronto in 1992 and a Master's in Human Movement from A. T. Still University in 2010.

He and his wife, Lisa, reside in Oakville.



Dr. Paul Marks

Team Medical Director / Orthopaedic Surgeon



Dr. Howard Petroff

Assistant Team Medical Director



Ray Chow

Assistant Trainer / Massage Therapist



Rory Mullin

Assistant Trainer / Manual Therapist



Jon Lee

Strength & Conditioning Coach

SECTION 2

PLAYERS







TORONTO RAPTORS 2015-16 TRAINING CAMP ROSTER

NO.	PLAYER	POS	HT	WT	BIRTHDATE	PRIOR TO NBA / COUNTRY	NBA EXP.
15	Anthony Bennett	F	6-8	245	3/14/1993	UNLV / Canada	2
8	Bismack Biyombo	C	6-9	255	8/28/1992	Fuenlabrada (Spain) / Dem. Republic of Congo	4
20	Bruno Caboclo	F	6-9	218	9/21/1995	Pinheiros/Sky (Brazil) / Brazil	1
5	DeMarre Carroll	F	6-8	215	7/27/1986	Missouri / USA	6
10	DeMar DeRozan	G	6-7	221	8/7/1989	USC / USA	6
3	James Johnson	F	6-9	238	2/20/1987	Wake Forest / USA	6
6	Cory Joseph	G	6-3	193	8/20/1991	Texas / Canada	4
12	Michale Kyser	F	6-9	195	11/26/1991	Louisiana Tech / USA	R
7	Kyle Lowry	G	6-1	196	3/25/1986	Villanova / USA	9
92	Lucas Nogueira	C	7-0	241	7/26/1992	Estudiantes (Spain) / Brazil	1
54	Patrick Patterson	F	6-9	230	3/14/1989	Kentucky / USA	5
24	Norman Powell	G	6-4	215	5/25/1993	UCLA / USA	R
13	Ronald Roberts	F	6-8	219	8/5/1991	St. Joseph's / USA	R
31	Terrence Ross	F-G	6-7	206	2/5/1991	Washington / USA	3
4	Luis Scola	F	6-9	241	4/30/1980	Tau Ceramica (Spain) / Argentina	8
11	Shannon Scott	G	6-1	187	12/21/1992	Ohio State / USA	R
66	Axel Toupane	G-F	6-7	210	7/23/1992	Strasbourg (France) / France	R
17	Jonas Valanciunas	C	7-0	265	5/6/1992	Lietuvos Rytas (Lithuania) / Lithuania	3
55	Delon Wright	G	6-5	183	4/26/1992	Utah / USA	R

Head Coach:

Dwane Casey (Kentucky)

Assistant Coaches:

Rex Kalamian (Cal Poly Pomona)

Andy Greer (SUNY Brockport)

Nick Nurse (Northern Iowa)

Jerry Stackhouse (North Carolina)

Jama Mahlalela (British Columbia)

Assistant Coach / Director of Sports Science: Alex McKechnie (Leeds School of Physiotherapy)

Head Athletic Trainer: Scott McCullough (Toronto)

HOW THE TEAM WAS ASSEMBLED:

NBA DRAFT

2015 - Wright (1st round)
2014 - Caboclo (1st round)
2012 - Ross (1st round)
2011 - Valanciunas (1st round)
2009 - DeRozan (1st round)

FREE AGENT

2015 - Bennett (September 28)
2015 - Scott (August 21)
2015 - Toupane (July 23)
2015 - Kyser (July 23)
2015 - Roberts (July 21)
2015 - Biyombo (July 18)
2015 - Scola (July 15)
2015 - Joseph (July 9)
2015 - Carroll (July 9)
2014 - Johnson (July 17)

TRADE

2015 - Powell (June 26)
2014 - Nogueira (June 30)
2013 - Patterson (December 9)
2012 - Lowry (July 11)

NUMERICAL ROSTER:

3	James Johnson	13	Ronald Roberts
4	Luis Scola	17	Jonas Valanciunas
5	DeMarre Carroll	20	Bruno Caboclo
6	Cory Joseph	24	Norman Powell
7	Kyle Lowry	31	Terrence Ross
8	Bismack Biyombo	54	Patrick Patterson
10	DeMar DeRozan	55	Delon Wright
11	Shannon Scott	66	Axel Toupane
12	Michale Kyser	92	Lucas Nogueira

PRONUNCIATION GUIDE:

Bruno Caboclo: kuh-BO-clo

Rex Kalamian: Kah-LAY-mee-an

Michale Kyser: Michael

Jama Mahlalela: Jah-MAH MAH-la-lee-lah

Lucas Nogueira: no-GARE-uh

Axel Toupane: Too-PON

Jonas Valanciunas: YO-nahs vah-lahn-CHEW-nahs



POSITION:	Centre	BIRTHDATE:	August 28, 1992 (Lubumbashi, Dem. Republic of Congo)
HEIGHT:	6-9	HIGH SCHOOL:	N/A
WEIGHT:	255	COLLEGE:	N/A
NBA EXPERIENCE:	4 Years	YEARS WITH RAPTORS:	First

HOW ACQUIRED: Signed as a free agent July 18, 2015.

CAREER TRANSACTIONS: First-round draft choice (seventh overall) by Sacramento in 2011; **June 23, 2011:** Draft rights acquired by Charlotte along with Corey Maggette as part of a three-team deal. Milwaukee received Tobias Harris, Stephen Jackson, Shaun Livingston and Beno Udrih, while Sacramento acquired Jimmer Fredette and John Salmons; **July 18, 2015:** Signed as a free agent with Toronto.

CONTRACT STATUS: Signed through 2015-16 season with a player option the following season.



2014-15 SEASON: Averaged 4.8 points, 6.4 rebounds, 1.55 blocks and 19.4 minutes in 64 contests ... Ranked 17th in the NBA in blocks per game ... Shot .543 (101-186) from the field ... Averaged 6.8 points, 8.4 rebounds and 26.9 minutes in 21 starts ... Scored in double figures eight times ... Collected 10+ rebounds 14 times and recorded six double-doubles ... Registered at least one block in 50-of-64 games ... Blocked three or more shots 13 times ... Averaged 7.0 points, 8.8 rebounds and 30.2 minutes in April (nine games) ... Scored in double digits in four-of-six games (Jan. 10-23), averaging 10.7 points ... Collected 10 or more rebounds in a career-high three consecutive games (Jan. 10-17), totaling 41 boards ... Grabbed a season-best 15 rebounds Jan. 14 vs. San Antonio ... Recorded a career high-tying 14 points and 12 rebounds Jan. 10 at New York ... Blocked a season-high six shots Nov. 21 vs. Orlando.

PROFESSIONAL CAREER: One of six African-born players currently in the NBA ... Has appeared in 284 career games (136 starts), averaging 4.4 points, 6.1 rebounds, 1.56 blocks and 21.0 minutes ... Shooting .497 (474-954) from the floor ... Scored in double digits 31 times and grabbed 10+ rebounds 51 times ... Registered 19 career double-doubles ... Has blocked at least five shots in a single game 10 times ... Has appeared in three playoff games with one start, averaging 2.7 points, 3.7 rebounds and 16.0 minutes ... Was a member of the World Select Team at the 2011 Nike Hoop Summit ... Tallied 12 points, 11 rebounds and a Hoop Summit-record 10 blocks to record the only triple-double in event history ... Played professionally in Spain from 2009-11 ... **2013-14:** Appeared in 77 games (nine starts), averaging 2.9 points, 4.8 rebounds, 1.12 blocks and 13.9 minutes ... Shot a career-high .611 (88-144) from the field ... Ranked 27th in the NBA in total blocks (86) ... Averaged 4.7 points, 8.2 rebounds and 27.0 minutes as a starter ... Scored in double figures twice and grabbed double-figure rebounds six times ... Led or tied for the team lead in blocks 28 times and in rebounds nine times ... Had a season-high five blocks Feb. 19 vs. Detroit ... Scored 10 points on a perfect 5-for-5 shooting Feb. 11 vs. Dallas ... Grabbed a season-high 14 rebounds Nov. 29 vs. Milwaukee ... Scored a season-high 11 points and grabbed 10 rebounds for his lone double-double Nov. 1 vs. Cleveland ... **Playoffs:** Averaged 2.7 points, 3.7 rebounds and 16.0 minutes in three games ... Recorded seven points and eight rebounds in 33 minutes in his only start Apr. 28 vs. Miami (Game 4) ... **2012-13:** Appeared in 80 games, averaging 4.8 points, a career-high 7.3 rebounds, 1.79 blocks and 27.3 minutes ... Led the team in rebounds and blocks ... Tied for ninth in the NBA in blocks and ranked 30th in rebounds per game ... Shot .451 (156-346) from the floor ... Averaged 5.0 points, 7.7 rebounds and 28.9 minutes in a career-best 65 starts ... Scored in double figures 11 times and corralled double-figure rebounds 19 times ... Recorded seven double-doubles ... Led or tied for the team lead in rebounds 33 times, steals five times and blocks 44 times ... Set a franchise record with 44 games with two or more blocks ... Collected 10+ rebounds in five-of-nine games in April, averaging 9.7 boards ... Scored in double digits in back-to-back games (Apr. 13-15) for the first time ... Played a career-high 43 minutes Apr. 15 vs. New York ... Tied his career high with 17 rebounds Apr. 13 vs. Milwaukee ... Matched his career high with seven blocks Jan. 21 vs. Houston ... Set a new career best with 17 rebounds Jan. 6 at Detroit ... Scored a career high-tying 14 points Nov. 30 vs. Philadelphia ... **2011-12:** Averaged career highs of 5.2 points and 1.83 blocks, 5.8 rebounds and 23.1 minutes in 63 games ... Led the team in rebounds and blocks ... Ranked eighth in the NBA in blocks per game ... Ranked first among NBA rookies in blocked shots, third in rebounding and sixth with a .464 (129-278) field goal percentage ... Averaged 6.4 points, 7.3 rebounds and 28.7 minutes in 41 games as a starter ... Scored in double figures 10 times and grabbed double-figure rebounds 11 times ... Recorded five double-doubles ... Led the team in rebounds 20 times, in steals three times and in blocks 33 times ... Blocked at least two shots 31 times, including nine straight games to end the season ... Ranked fifth in the NBA with 10 games of at least four blocks and joined Serge Ibaka as the only two players in the league with at least three games of six or more rejections ... Despite the shortened season, totaled 115 blocks, the most by a rookie since New Jersey's Brook Lopez (151) in 2008-09 ... Average of 1.83 blocks was the third-best ever by a player under the age of 20 (Josh Smith – 1.95, Eddie Griffin – 1.84) ... Collected double digits in rebounds in back-to-back games (Apr. 18-20) ... Scored a career high-tying 14 points and grabbed 14 rebounds Apr. 6 at Milwaukee ... Scored 10 points and had a then career-high 15 rebounds Mar. 6 vs. Orlando ... Recorded his first double-figure scoring game, first double-figure rebounding game and first double-double of his career with 11 points and 10 rebounds Jan. 17 at Orlando ... **2010-11:** Played in Spain, splitting the season between C.B. Illescas in the LEB Silver league and Baloncesto Fuenlabrada of the ACB league ... Totaled 59 blocks in 28 games between the two clubs ... Appeared in 14 games for C.B. Illescas, averaging 9.0 points, 6.4 rebounds, 1.9 blocks and 21.4 minutes ... Shot .588 (50-85) from the field ... Scored 28 points on 12-15 shooting and grabbed 10 rebounds Dec. 11 against Prat Juventud ... Was promoted to Fuenlabrada in January, averaging 6.4 points, 5.1 rebounds, a league-best 2.3 blocks and 16.6 minutes in 14 contests ... Shot .552 (32-58) from the floor ... **2009-10:** Played in Spain, began the season with Fuenlabrada-Getafe Madrid in the EBA ... Played in 19 games, averaging 9.4 points, 6.8 rebounds, 2.1 blocks and 23.9 minutes before moving to C.B. Illescas ... Averaged 5.8 points, 5.3 rebounds, 1.5 blocks and 21.0 minutes in 23 contests with C.B. Illescas ... Shot .587 (61-104) from the field.

PERSONAL: Son of Ngoie and Biyombo Francois ... Has three brothers (Billy, Biska and Bikim) and three sisters (Bimeline, Bikelene and Bimela) ... Speaks five languages: English, Spanish and French, along with Swahili and Lingala, which are two of the recognized national languages of the Democratic Republic of Congo.

CAREER HIGHS:

Points	14, Charlotte at New York, 1/10/2015 (3 times)	Off. Rebounds	8, Charlotte vs. Miami, 1/21/2015 (twice)
FGM	6, Charlotte vs. Milwaukee, 4/13/2013 (3 times)	Def. Rebounds	11, Charlotte vs. Milwaukee, 4/13/2013
FGA	11, Charlotte vs. Sacramento, 4/22/2012	Total Rebounds	17, Charlotte vs. Milwaukee, 4/13/2013 (twice)
3PM	None	Assists	3, Charlotte vs. Orlando, 3/27/2013 (twice)
3PA	None	Steals	2, Charlotte vs. Houston, 4/13/2015 (10 times)
FTM	7, Charlotte at Houston, 12/31/2014	Blocks	7, Charlotte vs. Houston, 1/21/2013, (3 times)
FTA	12, Charlotte at Brooklyn, 12/28/2012	Minutes	43, Charlotte vs. New York, 4/15/2013

PLAYOFF CAREER HIGHS:

Points	7, Charlotte vs. Miami, 4/28/2014	Off. Rebounds	4, Charlotte vs. Miami, 4/28/2014
FGM	3, Charlotte vs. Miami, 4/28/2014	Def. Rebounds	4, Charlotte vs. Miami, 4/28/2014
FGA	5, Charlotte vs. Miami, 4/28/2014	Total Rebounds	8, Charlotte vs. Miami, 4/28/2014
3PM	None	Assists	1, Charlotte vs. Miami, 4/28/2014
3PA	None	Steals	None
FTM	1, Charlotte vs. Miami, 4/28/2014 (Twice)	Blocks	2, Charlotte vs. Miami, 4/26/2014
FTA	4, Charlotte vs. Miami, 4/28/2014	Minutes	33, Charlotte vs. Miami, 4/28/2014

BISMACK BIYOMBO NBA CAREER STATS

YEAR	TEAM	G-GS	MIN	FG-FGA	PCT	FT-FTA	PCT	OFF	DEF	REB	AST	ST	TO	BLK	PTS	AVG
11-12	Cha	63-41	1,455	129-278	.464	69-143	.483	113	255	368	27	20	71	115	327	5.2
12-13	Cha	80-65	2,186	156-346	.451	74-142	.521	194	388	582	35	28	82	143	386	4.8
13-14	Cha	77-9	1,072	88-144	.611	46-89	.517	105	261	366	8	7	40	86	222	2.9
14-15	Cha	64-21	1,243	101-186	.543	102-175	.583	159	248	407	16	18	52	99	304	4.8
TOTALS		284-136	5,956	474-954	.497	291-549	.530	571	1,152	1,723	86	73	245	443	1,239	4.4

Three-point field goals: 2011-12: 0-0; 2012-13: 0-0; 2013-14: 0-0; 2014-15: 0-0; **Totals:** 0-0.

Personal fouls / Disqualifications: 2011-12: 145/1; 2012-13: 195/1; 2013-14: 124/1; 2014-15: 140/0; **Totals:** 604/3.

BISMACK BIYOMBO PLAYOFF CAREER STATS

YEAR	TEAM	G-GS	MIN	FG-FGA	PCT	FT-FTA	PCT	OFF	DEF	REB	AST	ST	TO	BLK	PTS	AVG
13-14	Cha	3-1	48	3-5	.600	2-6	.333	5	6	11	1	0	0	2	8	2.7

Three-point field goals: 2013-14: 0-0; **Totals:** 0-0

Personal fouls / Disqualifications: 2013-14: 4/0; **Totals:** 4/0.



#5 BRUNO CABOCLO

POSITION:	Forward	BIRTHDATE:	September 21, 1995 (Osasco, Brazil)
HEIGHT:	6-9	HIGH SCHOOL:	N/A
WEIGHT:	218	COLLEGE:	N/A
NBA EXPERIENCE:	1 year	YEARS WITH RAPTORS:	1

HOW ACQUIRED: First-round draft choice (20th overall) by Toronto in 2014.

CONTRACT STATUS: Signed through 2015-16 season, with a team option for the following two seasons.



2014-15 SEASON: Averaged 1.3 points, 0.3 rebounds and 2.9 minutes in eight contests ... Inactive for 49 outing and was a DNP-CD on 24 occasions ... Collected one offensive rebound in two minutes Dec. 21 vs. New York ... Scored eight points and grabbed one rebound in his NBA debut Nov. 21 vs. Milwaukee, shooting 3-for-6 from the field and making two three-pointers ... **NBA D-League:** Appeared in seven games with Fort Wayne, averaging 3.4 points, 1.9 rebounds and 8.9 minutes ... Tallied 13 points, seven rebounds and two blocks in 20 minutes in his first game Dec. 27 at Iowa ... Recalled from Fort Wayne on Mar. 8 ... Reassigned to the Fort Wayne on Feb. 18 ... Recalled from Fort Wayne on Jan. 1 ... Assigned to Fort Wayne Mad Ants on Dec. 25 ... **Playoffs:** Was inactive for all four games of first-round series vs. Washington.

PROFESSIONAL CAREER: Played for the Raptors' entry in the 2014 and 2015 Samsung NBA Summer League in Las Vegas ... In 2015, averaged 12.0 points (second on the team), 4.2 rebounds, and team highs of 1.6 steals and 29.4 minutes ... Scored in double figures in four of the five games ... Had a high of 15 points and three steals in Game 1 vs. Sacramento ... Averaged 11.4 points (second on the team), 3.0 rebounds, 1.2 steals and 26.0 minutes in 2014 ... Shot .833 (15-18) from the foul line ... Scored in double digits in all five games ... Totaled 10 points, seven rebounds, two steals and one block vs. the L.A. Clippers on July 18 ... Scored 12 points (5-7 FG, 2-2 3FG) in his debut July 11 vs. the L.A. Lakers ... Appeared in 16 games with E.C. Pinheiros/Sky Sao Paulo ... Averaged 4.9 points, 3.1 rebounds and 12.7 minutes ... Shot .581 (18-31) from two-point range and .724 (21-29) at the charity stripe ... Scored in double figures on five occasions ... Had 10 points in 16 minutes Feb. 15 against Vivo/Franco ... Contributed nine points, six rebounds and season highs of three blocks and three steals in 29 minutes vs. Mogi das Cruzes on Feb. 6 ... Tallied 10 points in 17 minutes of action Feb. 3 against Macae ... Registered 11 points in 10 minutes, going 3-3 from the floor and 5-5 at the line, Jan. 13 against Espirito Santo ... Had 10 points in 13 minutes vs. Paulistano on Jan. 8 ... Recorded season highs of 12 points, nine rebounds and 38 minutes in the season opener Nov. 14 vs. Limeira ... Also saw action in three games with Pinheiros/Sky in Liga Americas play averaging 8.0 points, 2.3 rebounds and 14.7 minutes ... Shot .714 (5-7) on two-point shots and .667 (4-6) from three-point distance ... Totaled 24 points (5-7 2FG, 4-4 3FG) and five rebounds in 30 minutes Jan. 26 vs. Bambuqueros.

PERSONAL: Last name is pronounced cuh-BO-clo ... Was named MVP of the 2013 Basketball Without Borders South America in Buenos Aires ... Began playing basketball at age 13 for Gremio Recreativo Barueri, a social club for the local public schools ... Also played for Score Academy in Raleigh, North Carolina in 2013.

CAREER HIGHS:

Points	8, Toronto vs. Milwaukee, 11/21/2014	Off. Rebounds	1, Toronto vs. New York, 12/21/2014
FGM	3, Toronto vs. Milwaukee, 11/21/2014	Def. Rebounds	1, Toronto vs. Milwaukee, 11/21/2014
FGA	6, Toronto vs. Milwaukee, 11/21/2014	Total Rebounds	1, Toronto vs. New York, 12/21/2014 (twice)
3PM	2, Toronto vs. Milwaukee, 11/21/2014	Assists	None
3PA	3, Toronto vs. Milwaukee, 11/21/2014	Steals	None
FTM	None	Blocks	1, Toronto vs. Milwaukee, 11/21/2014
FTA	None	Minutes	12, Toronto vs. Milwaukee, 11/21/2014

BRUNO CABOCLO NBA CAREER STATS

YEAR	TEAM	G-GS	MIN	FG-FGA	PCT	FT-FTA	PCT	OFF	DEF	REB	AST	ST	TO	BLK	PTS	AVG
14-15	Tor	8-0	23	4-12	.333	0-0	---	1	1	2	0	0	4	1	10	1.3
TOTALS		8-0	23	4-12	.333	0-0	---	1	1	2	0	0	4	1	10	1.3

Three-point field goals: 2014-15: 2-3 (.667); **Totals:** 2-3 (.667).

Personal fouls / Disqualifications: 2014-15: 3/0; **Totals:** 3/0.

BRUNO CABOCLO NBA D-LEAGUE STATS

YEAR	TEAM	G-GS	MIN	FG-FGA	PCT	FT-FTA	PCT	OFF	DEF	REB	AST	ST	TO	BLK	PTS	AVG
14-15	FWN	7-0	62	9-31	.290	2-2	1.000	6	7	13	0	1	7	5	24	3.4
Totals		7-0	62	9-31	.290	2-2	1.000	6	7	13	0	1	7	5	24	3.4

Three-point field goals: 2014-15: 4-12 (.333); **Totals:** 4-12 (.333).

Personal fouls / Disqualifications: 2014-15: 11/0; **Totals:** 11/0.



POSITION:	Forward	BIRTHDATE:	July 27, 1986 (Birmingham, Alabama)
HEIGHT:	6-8	HIGH SCHOOL:	John Carroll Catholic (Birmingham, Alabama)
WEIGHT:	215	COLLEGE:	Missouri '09
NBA EXPERIENCE:	6 Years	YEARS WITH RAPTORS:	First

HOW ACQUIRED: Signed as a free agent July 9, 2015.

CAREER TRANSACTIONS: First-round draft choice (27th overall) by Memphis in 2009; **February 24, 2011:** Traded by Memphis along with Hasheem Thabeet and a future first-round pick to Houston for Shane Battier and Ishmael Smith; **April 11, 2011:** Waived by Houston; **December 13, 2011:** Signed as a free agent with Denver; **February 4, 2012:** Waived by Denver; **February 8, 2012:** Signed as a free agent with Utah; **August 3, 2013:** Signed as a free agent with Atlanta; **July 9, 2015:** Signed as a free agent with Toronto.

HOW ACQUIRED: Signed through 2018-19 season.



2014-15 SEASON: Averaged a career-high 12.6 points, with 5.3 rebounds, 1.3 steals and 31.3 minutes in 70 contests (69 starts) with Atlanta ... Posted career bests in field goal percentage (.487), three-point field goal percentage (.395), field goals made (318), three-point field goals made (120) and free throws made (127) ... Finished third in the NBA in steals-to-turnover ratio (1.25) and fourth in both two-point field goal percentage (.567, 198-349) and effective field goal percentage (.579) ... Scored in double-figures 55 times, including seven 20-point efforts ... Grabbed double-digit rebounds on four occasions and had three double-doubles ... Led the team in rebounding 12 times and in scoring 11 times ... Scored 10+ points in a career-high 12 consecutive games (Mar. 13 – Apr. 8) ... Recorded 16 points and a career high-tying 12 rebounds Mar. 18 at Golden State ... Scored a career-best 26 points (9-13 FG, 2-3 3FG, 6-6 FT) Feb. 9 at Minnesota ... Along with the four other starters on Atlanta, named Eastern Conference Player of the Month for January averaging 12.3 points, 4.6 rebounds, 1.4 steals and 31.5 minutes in 14 games - the Hawks posted the best calendar month in NBA history with a 17-0 record ... Tallied 25 points and matched career highs in field goals made (9) and three pointers made (5) Dec. 23 vs. L.A. Clippers ... Missed four games due to a groin strain (Nov. 12-18) and two with a left Achilles strain (Jan. 30-31) ... **Playoffs:** Averaged 14.6 points, 6.1 rebounds, 1.1 steals and 34.9 minutes in 16 games (all starts) ... Shot .403 (29-72) from three-point distance ... Scored in double digits in 11 games and reached the 20-point plateau seven times ... Recorded two double-doubles ... Topped the team in scoring six times ... Tallied a playoff career-high 25 points (9-14 FG, 3-5 3FG, 4-5 FT) May 15 at Washington.

PROFESSIONAL CAREER: Owns career averages of 7.6 points, 3.7 rebounds, 1.0 steals and 21.6 minutes in 316 career games (164 starts) with Memphis, Houston, Denver, Utah and Atlanta ... Shooting .366 (244-667) from three-point range ... Has 11 career 20-point performances ... Has collected 10 or more rebounds nine times with six career double-doubles ... Averaging 11.6 points, 5.4 rebounds and 32.5 minutes in 27 career playoff contests (23 starts) ... **2013-14:** Averaged 11.1 points and career highs of 5.5 rebounds, 1.8 assists, 1.5 steals and 32.1 minutes in 73 games (all starts) with Atlanta ... Shot .470 (302-642) from the field and .362 (97-268) from beyond the arc ... Ranked third in the NBA in steals-per-turnover ratio (1.37) and 24th in steals per game (1.48) ... Scored in double-figures 44 times with four 20-point games ... Had five double-digit rebounding nights and posted three double-doubles ... Registered at least three steals 17 times ... Paced the team in rebounding 12 times, scoring three times and assists once ... Recorded a career-high five steals twice (Jan. 27 at Oklahoma City and Mar. 23 at Toronto) ... Grabbed a career high-tying 12 rebounds Nov. 20 vs. Detroit ... Scored a season-high 21 points Nov. 15 vs. Philadelphia, his first career 20-point game; shot 8-for-14 from the field and made a career-best five three pointers against the Sixers ... **Playoffs:** Posted averages of 8.9 points, 4.9 rebounds, 1.6 assists and 35.1 minutes in seven games (all starts) ... Shot .409 (9-22) from three-point range ... Scored 10+ points three times with one double-double ... Totaled 12 points and 10 rebounds Apr. 19 at Indiana ... **2012-13:** Played in 66 games (12 starts) with Utah, averaging 6.0 points, 2.8 rebounds and 16.8 minutes ... Averaged 4.8 points, 3.1 rebounds and 19.7 minutes as a starter ... Scored in double figures 15 times ... **2011-12:** Split the season between Denver and Utah ... Appeared in 24 total games (nine starts), averaging 4.5 points, 2.2 rebounds and 14.5 minutes ... Played in 20 games (nine starts) with Utah, averaging 4.8 points, 2.5 rebounds and 16.4 minutes ... Started the final nine games of the regular season averaging 5.6 points, 3.2 rebounds and 22.7 minutes ... Reached double-figure scoring with the Jazz three times ... Totaled 12 points, three rebounds and three assists in 21 minutes in four games with Denver ... **Playoffs:** Averaged 4.8 points, 3.8 rebounds and 18.3 minutes in four outings with Utah ... **2010-11:** Played with Memphis and Houston ... Appeared in 12 games, totaling 10 points and eight rebounds in 50 minutes ... **2009-10:** Played in 71 games (one start) as a rookie in Memphis, averaging 2.9 points, 2.1 rebounds and 11.2 minutes ... Scored 10 or more points four times ... Collected a season-best eight rebounds along with 10 points Mar. 8 vs. New Jersey ... Recorded a season-high 12 points and grabbed seven rebounds in 32 minutes Oct. 30 vs. Toronto.

COLLEGE CAREER: Averaged 11.2 points, 6.0 rebounds, 1.6 assists and 24.5 minutes in 134 games at Vanderbilt and Missouri ... Shot .535 (599-1,119) from the field ... As a senior with the Tigers (2008-09), played in 38 games and averaged team highs of 16.6 points and 7.2 rebounds in 28.0 minutes ... Shot .558 (246-441) from the floor and .364 (16-44) from three-point range ... Earned first-team All-Big 12, Big 12 Tournament MVP, first-team All-District, NCAA Tournament All-West Region Team, and All-America Honorable Mention honours ... Helped Missouri claim its first Big 12 Tournament title in 16 years and advance to the NCAA Elite Eight ... Appeared in 32 games as a junior (2007-08), averaging 13.0 points, 6.7 rebounds and 25.3 minutes ... Shot .536 (162-302) from the field ... Named Big 12 Newcomer of the Year and All-Big 12 Honorable Mention ... Began his collegiate career at Vanderbilt where he played two seasons ... As a sophomore (2005-06), tallied 10.8 points, 6.4 rebounds, 2.0 assists and 29.1 minutes in 30 games ... Averaged 4.0 points, 3.8 rebounds and 15.6 minutes in 34 appearances as a freshman (2004-05).



HIGH SCHOOL CAREER: Led John Carroll Catholic to back-to-back state titles in 2003 and 2004 ... Was first player in school history to have his jersey retired (No. 32) ... Earned first-team All-State, All-Area, All-Region, All-District and All-Metro recognition as a junior and senior and helped JCCHS to a combined 67-3 mark his final two seasons ... Averaged 19.7 points and 10.7 rebounds as a senior en route to the team's 31-3 championship season ... Capped his high school career by scoring a game-high 27 points in the annual Alabama-Mississippi All-Star Game and was named MVP of the 2004 Alabama Class 6A State Tournament ... Averaged 17.8 points and 9.1 rebounds as a junior for John Carroll's undefeated 36-0 state championship squad.

PERSONAL: Pronounced Deh-MAR-ay ... Nickname is "Junkyard Dog" ... Son of Cynthia and Edward, who is a preacher at Perfecting Kingdom Church in Birmingham ... Nephew of Arkansas men's basketball head coach Mike Anderson ... Earned his bachelor's degree from Missouri in Human and Organizational Development, and is working towards his master's degree in Human Development and Family Studies.

CAREER HIGHS:

Points	26, Atlanta at Minnesota, 2/9/2015	Off. Rebounds	6, Atlanta at Golden State, 3/18/2015 (3 times)
FGM	9, Atlanta vs. Milwaukee, 3/30/2015 (4 times)	Def. Rebounds	12, Atlanta vs. Detroit, 11/20/2013
FGA	16, Atlanta vs. Sacramento, 3/9/2015	Total Rebounds	12, Atlanta at Golden State, 3/18/2015 (twice)
3PM	5, Atlanta vs. L.A. Clippers, 12/23/2014 (twice)	Assists	6, Utah vs. Dallas, 4/16/2012
3PA	9, Atlanta vs. Sacramento, 3/9/2015	Steals	5, Atlanta at Toronto, 3/23/2014 (twice)
FTM	7, Atlanta vs. Phoenix, 3/24/2014	Blocks	3, Atlanta vs. Toronto, 2/20/2015 (twice)
FTA	10, Memphis vs. Toronto, 10/30/2009	Minutes	45, Utah vs. Dallas, 4/16/2012

PLAYOFF CAREER HIGHS:

Points	25, Atlanta at Washington, 5/15/2015	Off. Rebounds	7, Atlanta at Brooklyn, 4/27/2015
FGM	9, Atlanta at Washington, 5/15/2015 (3 times)	Def. Rebounds	8, Atlanta at Washington, 5/15/2015 (3 times)
FGA	16, Atlanta vs. Washington, 5/5/2015	Total Rebounds	10, Atlanta at Washington, 5/15/2015 (3 times)
3PM	5, Atlanta vs. Washington, 5/3/2015	Assists	5, Atlanta at Brooklyn, 4/27/2015 (twice)
3PA	9, Atlanta vs. Washington, 5/3/2015	Steals	2, Atlanta at Cleveland, 5/24/2015 (6 times)
FTM	6, Atlanta vs. Brooklyn, 4/29/2015	Blocks	2, Atlanta vs. Washington, 5/13/2015 (twice)
FTA	8, Atlanta vs. Brooklyn, 4/29/2015	Minutes	44, Atlanta at Brooklyn, 4/27/2015

DeMARRE CARROLL NBA CAREER STATS

YEAR	TEAM	G-GS	MIN	FG-FGA	PCT	FT-FTA	PCT	OFF	DEF	REB	AST	ST	TO	BLK	PTS	AVG
09-10	Mem	71-1	795	88-222	.396	33-53	.623	53	97	150	33	28	24	9	209	2.9
10-11	Mem-Hou	12-0	50	4-12	.333	2-2	1.000	2	6	8	4	1	0	1	10	0.8
11-12	Den-Uta	24-9	348	43-105	.410	14-16	.875	28	25	53	18	12	11	1	107	4.5
12-13	Uta	66-12	1111	149-324	.460	75-98	.765	87	101	188	61	58	34	24	393	6.0
13-14	Atl	73-73	2341	302-642	.470	109-141	.773	107	296	403	134	108	79	21	810	11.1
14-15	Atl	70-69	2189	318-653	.487	127-181	.702	99	273	372	118	94	75	17	883	12.6
TOTALS		316-164	6834	904-1958	.462	360-491	.733	376	798	1174	368	301	223	73	2412	7.6

Three-point field goals: 2009-10: 0-6 (.000); 2010-11: 0-0; 2011-12: 7-19 (.368); 2012-13: 20-70 (.286); 2013-14: 97-268 (.362); 2014-15: 120-304 (.395); **Totals:** 244-667 (.366).

Personal fouls / Disqualifications: 2009-10: 107/1; 2010-11: 5/0; 2011-12: 37/0; 2012-13: 119/2; 2013-14: 188/0; 2014-15: 154/1; **Totals:** 610/4.

DeMARRE CARROLL PLAYOFF CAREER STATS

YEAR	TEAM	G-GS	MIN	FG-FGA	PCT	FT-FTA	PCT	OFF	DEF	REB	AST	ST	TO	BLK	PTS	AVG
11-12	Uta	4-0	73	9-19	.474	0-0	---	7	8	15	3	2	3	1	19	4.8
13-14	Atl	7-7	246	23-49	.469	7-11	.636	12	22	34	11	5	8	3	62	8.9
14-15	Atl	16-16	558	86-177	.486	32-41	.780	26	71	97	32	18	15	5	233	14.6
TOTALS		27-23	877	118-245	.482	39-52	.750	45	101	146	46	25	26	9	314	11.6

Three-point field goals: 2011-12: 1-5 (.200); 2013-14: 9-22 (.409); 2014-15: 29-72 (.403); **Totals:** 39-99 (.394).


Personal fouls / Disqualifications: 2011-12: 9/0; 2013-14: 21/0; 2014-15: 36/0; **Totals:** 66/0.

POSITION:	Guard	BIRTHDATE:	August 7, 1989 (Compton, California)
HEIGHT:	6-7	HIGH SCHOOL:	Compton (Compton, California)
WEIGHT:	221	COLLEGE:	USC '09
NBA EXPERIENCE:	6 Years	YEARS WITH RAPTORS:	6

HOW ACQUIRED: First-round draft choice (ninth overall) in 2009.

CAREER TRANSACTIONS: First-round draft choice (ninth overall) in 2009 by Toronto; **October 31, 2012:** Re-signed to a multi-year contract extension by Toronto.

CONTRACT STATUS: Signed through 2015-16 season, with a player option for the following season.



2014-15 SEASON: Averaged a team-best 20.1 points, 14th in the NBA, with a career-best 4.6 rebounds and 3.5 assists in 35.0 minutes (15th in the NBA) in a career-low 60 contests ... Shot a career-best .832 percent (361-434) from the foul line, a fifth consecutive season above .800 percent ... Led the team in free throws made and attempted, ranking eighth and 12th in the league, respectively ... Totaled double digits in free throws made in 12 games ... Paced the club in scoring 30 times, rebounds on eight occasions and in assists a career-high 13 outings ... Tallied his fifth 30+ outing with 38 points Apr. 4 vs. Boston ... Averaged 23.9 points in March, scoring 20+ points in 13-of-15 games ... Led the team in assists in four straight games (Mar. 22-27), totaling 21 ... Scored a career-high 42 points and tied his career best with 11 rebounds Mar. 30 vs. Houston; became the fourth Raptor to record 40+ points and 10+ rebounds in the same game ... Registered 20+ points in a career-high seven consecutive games Mar. 15-25 ... Passed Andrea Bargnani (433) for fifth on the team's all-time game played list Mar. 25 vs. Chicago ... Matched season high with nine assists Mar. 8 at Oklahoma City ... Made a season-high 14 field goals en route to 30 points Mar. 6 at Charlotte ... Tallied 35 points at Philadelphia on Mar. 2 ... Became the third player in team history to reach 7,000 career points Feb. 20 at Atlanta ... Led the team in points (24), rebounds (9) and assists (8) in the same game for the first time in his career Feb. 6 vs. L.A. Clippers ... Posted second double-double Jan. 31 at Washington with 15 points and team highs of 10 rebounds and seven assists ... Set a season high with nine assists Jan. 30 at Brooklyn ... Scored a team-high 20 points in his return to the lineup Jan. 14 vs. Philadelphia; appeared in his 400th game as a Raptor ... Inactive for 21 games (Nov. 30 - Jan. 12) with a torn left adductor longus tendon sustained in the third quarter Nov. 28 vs. Dallas ... Scored 10 points Nov. 13 vs. Chicago and passed Andrea Bargnani (6,581) for third on the team's all-time scoring list ... Recorded 23 points and a team-high six assists Nov. 5 at Boston, passing Morris Peterson (6,498) for fourth on the team's all-time scoring list ... Posted a double-double on opening night with 15 points and career highs for rebounds (11) and steals (6); became the first guard since Jason Kidd (Oct. 31, 2000) with 10+ rebounds and five-plus steals in team's first game of the season ... **Playoffs:** Paced the Raptors in the first-round series vs. Washington averaging 20.3 points; added 6.3 rebounds and team bests of 5.8 assists, 1.5 steals and 39.7 minutes ... Shot .824 (14-17) from the charity stripe ... Had 15 points and grabbed a playoff career-high 11 rebounds in Game 1 (Apr. 18) ... Scored a playoff career-high 32 points in Game 3 (Apr. 24).

PROFESSIONAL CAREER: Has averaged 17.2 points, 3.8 rebounds and 33.5 minutes in 443 games (431 starts) ... Is shooting .818 (1,978-2,418) from the charity stripe ... Has appeared in 11 postseason outings, averaging 22.6 points, 4.9 rebounds, 4.4 assists and 40.1 minutes ... Participated in the Sprite Slam Dunk contest at the 2011 and 2010 All-Star Games ... Has been a member of USA Basketball the past three summers ... **2013-14:** Averaged career highs in points (22.7), assists (4.0) and minutes (38.2); adding 4.3 rebounds an outing ... Finished tied for ninth in the NBA in scoring (22.7), fourth in made free throws (519), sixth in free throw attempts (630) and fourth in minutes (38.1) ... Recorded 5+ assists 27 times this season; something he accomplished just 17 times during his first four seasons combined ... Set a new career high for made free throws (516) and assists (313) in a season ... Recorded his third career double-double Mar. 18 at Atlanta, leading the team with 29 points and tying his career high with 10 rebounds ... Scored 30+ points in a career-high three straight games Feb. 25 - Mar. 2, averaging 33.0 points ... Averaged a team-high 26.4 points (seventh in the NBA) during 12 games in February ... Scored 34 points and played a season-high 57 minutes Feb. 27 vs. Washington ... Played in his first All-Star Game Feb. 17 in New Orleans, scoring eight points in 15 minutes as a reserve for the Eastern Conference All-Stars ... Participated in the Taco Bell Skill Challenge as part of All-Star Weekend ... Set career highs with 17 free throws made and 19 attempted Feb. 17 against the L.A. Clippers; finished with 36 points, the most he has scored in his hometown ... Recorded his second career double-double with a game-high 36 points and career-high 12 assists Feb. 1 at Portland - became the fifth player in team history to have 30+ points and 10+ assists in the same game ... Averaged a team-high 23.5 points, with 5.4 rebounds and 4.1 assists in January ... Missed two games (Jan. 27-29) with a sprained left ankle/foot ... Poured in a career-high 40 points Jan. 22 vs. Dallas; eighth player in franchise history to score 40+ points ... Collected five or more rebounds in a career-high seven consecutive games Jan. 8-20 ... Scored 26 points and grabbed nine rebounds Jan. 1 vs. Indiana; passed Jose Calderon (5,235) for fifth on the Raptors' all-time scoring list ... Averaged a team-high 19.6 points with 4.6 rebounds in 14 games in December ... Scored 15 points and dished out nine assists Dec. 20 at Dallas ... Became the sixth Raptor to reach 5,000 career points Dec. 8 at L.A. Lakers ... Tossed in 37 points Nov. 15 vs. Chicago ... Started his fourth opening night Oct. 30 vs. Boston ... **Playoffs:** Led the team with an average of 23.9 points, 1.14 steals and 40.3 minutes ... Added 4.1 rebounds and 3.6 assists ... Shot .899 (71-79) from the charity stripe ... Scored 30 points in consecutive games (Games 2 and 3) ... Made 10+ free throws in four of the seven games: 12-14 FT in Game 2 (Apr. 22), 13-15 in Game 3 (Apr. 25), 12-13 in Game 5 (Apr. 30) and 10-11 in Game 6 (May 2) ... Had three steals in Game 5 ... **2012-13:** Averaged then career highs in points (18.1), rebounds (3.9), assists (2.5) and minutes (36.7) ... Became the first player in team history to start 82 games in multiple seasons ... Shot .831 from the free-throw line ... Ranked 17th in the NBA in scoring (18.1) and fourth in total minutes (3,013) ... Ranked seventh in the NBA in free throws made (355) and eighth in attempts (427) ... Poured in 20 or more points 33 times, with five games of 30+ points ... Led the team in scoring a team-high 31 times ... Averaged 22.9 points and shot .540 (81-for-150) from the field during nine games in April ... Scored 24 or more points in the final three games (Apr. 14-17) ... Recorded consecutive 30+ point games for the second time in his career (Apr. 14-16) - last: Mar. 4-5, 2011 ... Had a season high with nine assists Mar. 2 at Milwaukee ... Averaged 19.8 points in 12 February outings ... Matched his then career high with 14 free throws as part of a 34-point performance Feb. 27 at Cleveland ... Scored 20+ points in three consecutive games (Feb. 13-20) ... Was perfect from the charity stripe Feb. 3 vs. Miami with a season-high 14 free throws made on a season-high 14 attempts ... Recorded a season-high nine assists Jan. 28 vs. Golden State ... Hit a fadeaway jumper at the buzzer to defeat the Magic Jan. 24 in Orlando; scored a game-high 22 points and tied his then career high with seven assists ... Scored 20+ points in three straight games (Dec. 28



- Jan. 2) ... Averaged a team-high 18.0 points and 4.9 rebounds during 14 games in December ... Poured in a game-high 30 points Dec. 28 at New Orleans ... Tied his career high with four steals Dec. 12 vs. Brooklyn ... Grabbed five or more rebounds in a career-high five consecutive games (Nov. 30 - Dec. 9) ... Blocked a career-best four shots Dec. 5 at Sacramento ... Pulled down a season-high nine rebounds Nov. 18 vs. Orlando ... Played a career-high 60 minutes Nov. 12 vs. Utah and matched his career high with 37 points ... Signed a multi-year contract extension Oct. 31 ... **2011-12:** Averaged 16.7 points, second on team, 3.3 rebounds and a team-best 35.0 minutes ... Ranked 10th among all Eastern Conference players in post-All-Star scoring (17.8 ppg) ... Led the Raptors in scoring 28 times ... Scored in double figures in 52 of his 63 appearances, with 25 games of 20+ points ... Ranked 12th in the NBA in free throws made (268) and 15th in attempts (331) ... Made 24 three-pointers after a combined nine in his first two seasons ... Missed the season finale vs. New Jersey with a sore left ankle ... Was ejected for the first time in his career with 3:58 remaining in the second quarter Apr. 23 at Milwaukee ... Tallied 22+ points in three consecutive games (Apr. 13-16) ... Shot a perfect 13-for-13 from the line Apr. 13 vs. Boston ... Scored 15+ points in a career-high 12 consecutive games (Mar. 16 - Apr. 8) ... Averaged 18.7 points during 15 games in March ... Returned to the lineup Mar. 28 vs. Denver after missing two games (Mar. 24-26) with a sore left ankle ... Ended a streak of 130 starts - the second longest streak in team history Mar. 24 at Chicago (sore left ankle) ... Poured in a season-high 30 points before leaving the game with 2:59 left in the fourth due to a sore left ankle Mar. 23 vs. New York ... Scored 20+ points in seven of nine games (Feb. 15 - Mar. 7) ... Played a season-high 46 minutes Mar. 4 vs. Golden State and led the team with 25 points ... Had 29 points and equalled season high with 13 FGM Feb. 15 vs. San Antonio ... Led the team with a season-high seven assists Feb. 12 vs. L.A. Lakers ... Scored 27 points Jan. 29 at New Jersey and also attempted a career-high 16 free throws ... Grabbed a season- and team-high eight rebounds, including a career-high six offensive boards Jan. 22 at L.A. Clippers ... Made a career-high five three-pointers Jan. 4 vs. Cleveland, surpassing his season total from last year; recorded a then season-high 25 points against the Cavaliers ... Hit a pair of three-pointers for the first time in his career Dec. 28 vs. Indiana ... Scored a game-high 22 points in the home opener against the Pacers ... **2010-11:** Was the only Raptor to appear and start all 82 games ... Ranked second on the team in scoring (17.2) and third among all sophomores ... Had the biggest scoring increase among all sophomores and third in the NBA (8.6 to 17.2) ... Led the team in scoring 17 times ... Had a team-best 68 games scoring in double figures ... Shot .880 (117-of-133) from the foul line after the All-Star break ... Led all sophomores in free throws made and attempted (327-of-402) ... Led the team in steals with 85 ... Averaged 23.1 points, 4.9 rebounds and 40.0 minutes during eight games in April ... Scored 17+ points in nine straight games (Mar. 30 - Apr. 13) to end the season ... Finished with 36 points and a season-high 10 rebounds for his first career double-double Apr. 5 at New York ... Averaged 18.7 points, 4.0 rebounds and shot .873 (48-for-55) at the free-throw line during 14 games in March ... Scored 14+ points in 16 consecutive games (Feb. 2 - Mar. 11) ... Recorded back-to-back 30-point games (Mar. 4-5) for the first time in his career ... Played a season-high 54 minutes Mar. 5 at New Jersey ... Scored 14 points in 22 minutes as a starter for the Sophomore Team in the T-Mobile Rookie Challenge & Youth Jam at All-Star Weekend in Los Angeles ... Also competed in the Sprite Slam Dunk contest on All-Star Saturday Night ... Scored 20+ points in six of seven games (Jan. 17-26) ... Had a season-high four steals Jan. 28 vs. Milwaukee ... Finished with a game-high 29 points Jan. 26 vs. Philadelphia ... Led the team in scoring four consecutive games (Jan. 17-22), averaging 24.3 points ... Scored 30 points and tied season high in field goals made (13) Jan. 22 at Miami ... Set a career high with 13 field goals made Jan. 9 vs. Sacramento ... Scored a team-best 27 points Jan. 2 vs. Boston ... Set season highs in points (37) and free throws made (13) Dec. 31 at Houston ... Shot a perfect 11-of-11 from the foul line Dec. 19 vs. L.A. Lakers ... Recorded back-to-back 20-point games for the first time in his career at Orlando and Miami (Nov. 12-13) ... Tallied 26 points, while adding seven rebounds Nov. 12 at Orlando ... Scored 24 points Nov. 1 at Sacramento ... Helped lead the Raptors to a 5-0 mark at the 2010 Las Vegas Summer League ... Was named to the All-Tournament Team ... Averaged 21.0 points, third in the League, and 4.5 rebounds ... Shot .580 (29-50) from the field ... Had three games of 20+ points, with a high of 23 against Houston and New York ... **2009-10:** Averaged 8.6 points and 2.9 rebounds during 77 appearances ... Became the fourth rookie to start on opening night for Toronto, joining Damon Stoudamire (1995), Vince Carter (1998) and Joey Graham (2005) ... Started 65 consecutive games to begin the season, averaging 8.5 points and 3.0 rebounds in those games ... Ranked third in franchise history with 65 starts during a rookie campaign ... Ranked 13th among NBA rookies in points (8.9) and fifth in field goal percentage (.498) ... Led the team in scoring and rebounding three times each ... Set then career highs in points (24), field goals (9), rebounds (14) and minutes (38) during the season finale Apr. 14 vs. New York ... Came off the bench for the first time Mar. 26 vs. Denver and led the reserves in scoring with 15 points ... Won the inaugural NBA All-Star Dunk-In by defeating L.A. Clippers guard Eric Gordon during halftime of the T-Mobile Rookie Challenge & Youth Jam at All-Star Weekend in Dallas ... Advanced to the Sprite Slam Dunk contest where he finished second to New York's Nate Robinson ... Missed five games (Jan. 27 - Feb. 3) with a sprained right ankle ... Led the team with 21 point Dec. 2 at Atlanta ... Scored eight points and grabbed five rebounds in 24 minutes during his NBA debut Oct. 28 vs. Cleveland ... Participated with the Raptors' entry in the 2009 Las Vegas Summer League ... Finished second on the team in scoring at 17.0 and third in rebounds at 4.8 ... Started all five games, scoring in double figures in each ... Had a high of 20 points three times: vs. Detroit, Phoenix and Milwaukee.

COLLEGE CAREER: Played one season at the University of Southern California ... Ranked third on the Trojans in points (13.6), second in rebounds (5.7), third in assists (1.5) and second in field-goal percentage (.523, eighth-best in the Pac-10) ... Started all 35 games, scoring in double figures 28 times and posting four double doubles ... Earned first-team Pac-10 All-Freshman honours and was named Pac-10 Tournament MVP ... His 485 points ranked third all-time in school history for a freshman and his 201 rebounds ranked fourth ... Averaged 19.8 points in USC's five postseason games ... Scored a career-high 25 points on 10-for-16 shooting to lead USC to a win over Arizona State in the Pac-10 Tournament final ... Totalled 21 points, along with a career-high 13 rebounds, against UCLA in the tournament semifinal ... Had second double-double Feb. 15 at Arizona State with 16 points and 10 rebounds ... Scored 22 points (19 in the second half) on 8-for-13 shooting vs. Arizona State on Jan. 15 ... Registered first career double-double with 14 points and a regular season-best 12 rebounds Jan. 2 at Oregon.

HIGH SCHOOL CAREER: Was named a 2007-08 McDonald's All-American, 2007-08 Best in the West First Team selection and second-leading vote getter, 2008 Parade All-American First Team selection and a L.A. Times All-Star ... Shared the 2008 Southern California Interscholastic Basketball Coaches Association I-AA Player of the Year honours, was named to the California All-State team and was named Moore League MVP ... Ranked as the 2008 No. 1 high school senior basketball player by Draft Express, No. 2 by HoopScoopOnline, No. 3 by Rivals.com, No. 4 by HoopsReport.com, No. 6 by ScoutHoops.com (No. 1 small forward), No. 6 in Sports Illustrated's Tackle Top 25 and No. 8 by ESPN.com ... Averaged 29.2 points, 7.9 rebounds, 3.9 assists and 3.0 steals in leading Compton High to a 24-6 record and its second consecutive Moore League championship ... Scored 30 or more points 12 times, with a high game of 47 in a 100-88 win vs. Gahr on Dec. 27, 2007 ... Had 45 points vs. J. Serra on Dec. 15, 2007 ... As a junior, averaged 22.3 points, 7.8 rebounds, 3.0 assists and 3.2 steals to lead Compton to a 26-7 record and the Moore League championship ... Averaged 22.6 points and 8.4 rebounds as a sophomore and 26.1 points and 8.4 rebounds as a freshman.

PERSONAL: Son of Frank and Diane ... First dunked a basketball in sixth grade ... Captured the Slam Dunk competition at the McDonald's All-America game, getting perfect scores on his last two dunks ... In his final dunk labeled "tap the baby," he bounced the ball off the glass, tapped the board with one hand and dunked with the other ... Scored 10 points on 5-for-10 shooting for the West squad at the McDonald's All-America game ... Was also named to USA TODAY's 2008 All-USA Second Team and invited to play in the Jordan Brand Classic at Madison Square Garden ... Scored a team-high 17 points to help lead Team USA to a 98-78 win vs. the World Select Team at the 11th Annual Nike Hoop Summit in Portland in April 2008.

CAREER HIGHS:

Points	42, Toronto vs. Houston, 03/30/2015	Off. Rebounds	6, Toronto at LA Clippers, 1/22/2012
FGM	16, Toronto vs. Utah, 11/12/2012	Def. Rebounds	10, Toronto vs. Houston, 03/30/2015 (twice)
FGA	33, Toronto vs. Utah, 11/12/2012	Total Rebounds	11, Toronto vs. Houston, 03/30/2015 (twice)
3PM	5, Toronto vs. Cleveland, 1/4/2012	Assists	12, Toronto at Portland, 2/1/2014
3PA	8, Toronto vs. Cleveland, 1/4/2012	Steals	6, Toronto vs. Atlanta, 10/29/2014
FTM	17, Toronto at LA Clippers, 2/7/2014	Blocks	4, Toronto at Sacramento, 12/5/2012
FTA	19, Toronto at LA Clippers, 2/7/2014	Minutes	60, Toronto vs. Utah, 11/12/2012

PLAYOFF CAREER HIGHS:

Points	32, Toronto at Washington, 4/24/2015	Off. Rebounds	2, Toronto vs. Washington, 4/18/2015
FGM	11, Toronto at Washington, 4/24/2015	Def. Rebounds	9, Toronto vs. Washington, 4/18/2015
FGA	29, Toronto at Washington, 4/24/2015	Total Rebounds	11, Toronto vs. Washington, 4/18/2015
3PM	3, Toronto at Washington, 4/24/2015	Assists	7, Toronto vs. Washington, 4/21/2015
3PA	6, Toronto at Washington, 4/24/2015	Steals	3, Toronto at Washington, 4/26/2015 (twice)
FTM	13, Toronto at Brooklyn, 4/25/2014	Blocks	1, Toronto vs. Brooklyn, 4/30/2014 (twice)
FTA	15, Toronto at Brooklyn, 4/25/2014	Minutes	45, Toronto vs. Brooklyn, 5/4/2014

DeMAR DeROZAN NBA CAREER STATS

YEAR	TEAM	G-GS	MIN	FG-FGA	PCT	FT-FTA	PCT	OFF	DEF	REB	AST	ST	TO	BLK	PTS	AVG
09-10	Tor	77-65	1664	255-512	.498	148-194	.763	66	157	223	53	43	62	18	662	8.6
10-11	Tor	82-82	2851	539-1154	.467	327-402	.813	75	240	315	148	85	144	31	1410	17.2
11-12	Tor	63-63	2206	381-903	.422	268-331	.810	40	171	211	128	48	123	17	1054	16.7
12-13	Tor	82-82	3013	548-1231	.445	355-427	.831	48	272	320	204	76	151	24	1485	18.1
13-14	Tor	79-79	3017	604-1407	.429	519-630	.824	51	292	343	313	86	176	28	1791	22.7
14-15	Tor	60-60	2100	409-990	.413	361-434	.832	41	236	277	210	73	137	11	1204	20.1
TOTALS		443-431	14851	2736-6197	.442	1978-2418	.818	321	1368	1689	1056	411	793	129	7606	17.2

Three-point field goals: 2009-10: 4-16 (.250); 2010-11: 5-52 (.096); 2011-12: 24-92 (.261); 2012-13: 34-120 (.283); 2013-14: 64-210 (.305); 2014-15: 25-88 (.284); **Totals:** 156-578 (.270).

Personal fouls / Disqualifications: 2009-10: 176/0; 2010-11 217/0; 2011-12: 162/0; 2012-13: 173/0; 2013-14: 197/0; 2014-15: 122-0; **Totals:** 1047/0.

DeMAR DeROZAN PLAYOFF CAREER STATS

YEAR	TEAM	G-GS	MIN	FG-FGA	PCT	FT-FTA	PCT	OFF	DEF	REB	AST	ST	TO	BLK	PTS	AVG
13-14	Tor	7-7	282	45-117	.385	71-79	.899	3	26	29	25	8	18	2	167	23.9
14-15	Tor	4-4	159	32-80	.400	14-17	.824	5	20	25	23	6	10	0	81	20.3
TOTALS		11-11	441	77-197	.391	85-96	.885	8	46	54	48	14	28	2	248	22.6

Three-point field goals: 2013-14: 6-18 (.333); 2014-15: 3-8 (.375); **Totals:** 9-26 (.346).

Personal fouls / Disqualifications: 2013-14: 23/0; 2014-15: 12/0; **Totals:** 35/0.



#3 JAMES JOHNSON

POSITION:	Forward	BIRTHDATE:	February 20, 1987 (Cheyenne, Wyoming)
HEIGHT:	6-9	HIGH SCHOOL:	Cheyenne East (Cheyenne, Wyoming)
WEIGHT:	238	COLLEGE:	Wake Forest '09
NBA EXPERIENCE:	6 Years	YEARS WITH RAPTORS:	3

HOW ACQUIRED: Signed as a free agent July 17, 2014.

CAREER TRANSACTIONS: First-round draft choice (16th overall) by Chicago in 2009; **July 15, 2011:** Traded by Chicago to Toronto for a 2011 first-round draft pick; **July 16, 2012:** Traded by Toronto to Sacramento for a 2014 second-round draft pick; **Sept. 21, 2013:** Signed as a free agent by Atlanta; **Oct. 21, 2013:** Waived by Atlanta; **Dec. 16, 2013:** Signed as a free agent by Memphis; **July 17, 2014:** Signed as a free agent by Toronto.

CONTRACT STATUS: Signed through 2015-16 season.



2014-15 SEASON: Averaged 7.9 points, 3.7 rebounds and 19.3 minutes in a career-best 70 contests ... Shot a career-best .589 (238-404) from the floor ... Averaged 11.3 points, 4.6 rebounds and 26.8 minutes in 17 starts ... Scored in double figures in 24 outings ... Inactive for seven contests with a DNP-CD on five occasions ... Blocked at least one shot in 10 straight games (Feb. 11 - Mar. 6) ... Set career highs with 27 points and 10 field goals Feb. 21 at Houston; tied season highs with four steals and four blocks against the Rockets ... Led the team in scoring with high 20 points Feb. 8 vs. San Antonio ... Scored 16 points off the bench on a perfect 7-for-7 shooting Feb. 6 vs. L.A. Clippers ... Missed four games (Jan. 30 - Feb. 4) with a strained right hamstring ... Recorded his sixth career double-double with 15 points and a team-high 10 boards Jan. 10 vs. Boston ... Tied his season high with four blocks Jan. 8 vs. Charlotte ... Finished with 14 points and a season and team-high 11 rebounds for his first double-double of the season Dec. 30 at Portland ... Scored in double figures in three straight games (Dec. 19-22), totaling 38 points ... Added 10 points and six rebounds in his first start of the season Dec. 21 vs. New York ... Recorded 19 points and seven rebounds at Sacramento on Dec. 2 ... Missed three games (Nov. 19-22) with a sprained right ankle ... Scored 16 points Nov. 13 vs. Chicago and became the sixth player in team history to record four blocks and four steals in the same game ... Led the team with 10 rebounds, tying his career high with all 10 on the defensive end, Nov. 11 vs. Orlando ... Dished out a team high-tying five assists Nov. 4 vs. Oklahoma City ... **Playoffs:** Totaled four points, two rebounds and one assist in 12 minutes vs. Washington.

PROFESSIONAL CAREER: Has career averages of 6.8 points, 3.3 rebounds, 1.5 assists and 1.00 blocks in 18.6 minutes over 341 games (108 starts) for Chicago, Toronto, Sacramento and Memphis ... Has six career double-doubles ... Has appeared in nine postseason games with Chicago, Memphis and Toronto, averaging 2.6 points, 1.0 rebounds and 6.7 minutes ... Holds NBA Development League career averages of 18.8 points, 9.0 rebounds, 4.6 assists, 1.50 steals and 3.00 blocks on .513 shooting in 18 games (all starts) for the Iowa Energy and Rio Grande Valley Vipers ... **2013-14:** Averaged 7.4 points, 3.2 rebounds, 2.1 assists, 1.10 blocks and 18.4 minutes in 52 games (four starts) for Memphis ... Called up by the Grizzlies from the D-League's Rio Grande Valley Vipers on Dec. 16 ... Led the NBA in blocks on opponent three-point attempts (16) ... Averaged 7.3 points, 5.8 rebounds, 2.5 assists, 1.0 steals and 2.0 blocks in 28.0 minutes in four starts ... Led the team in scoring three times, rebounds once, assists six times, steals nine times, blocks 19 times and minutes once ... Scored 10+ points 18 times and 20+ points once ... Grabbed 10+ rebounds once ... Posted one double-double ... Tallied a season-high 20 points on Apr. 6 at San Antonio ... Scored 13 of his 15 points in the second quarter in a Feb. 21 home win over the Los Angeles Clippers ... Dished out a career-high eight assists on Jan. 25 vs. Houston ... Recorded multiple blocks in a career-high eight consecutive games from Jan. 7-24 ... Posted 15 points, six rebounds five assists, two steals and a career high-tying six blocks on Jan. 15 vs. Milwaukee, becoming the 18th player in the last 29 NBA seasons to put up such a final stat line ... Scored 15 points on Jan. 7 vs. San Antonio, including a pull-up, game-tying three-pointer in transition with 13.0 seconds remaining in regulation, which helped force overtime ... Recorded his lone double-double of the season with 13 points and a season-high 10 rebounds on Dec. 30 vs. Chicago ... **NBA D-League:** Averaged 18.5 points, 9.1 rebounds, 4.8 assists, 1.90 steals and 3.40 blocks in 29.9 minutes in 10 games (all starts) with the Rio Grande Valley Vipers ... At the time of his call-up, was the only D-League player to rank in the top 15 in scoring (14th), rebounding (12th) and assists (14th), while also placing third in blocks and tied for seventh in steals by average ... Scored 10+ points eight times and 20+ points six times, including a personal-high 24 points on Dec. 13 at Texas, Dec. 12 at Austin, Nov. 29 vs. Tulsa and Nov. 23 at Los Angeles ... Grabbed 10+ plus rebounds seven times, including a season-best 16 rebounds Dec. 12 at Austin ... Recorded seven double-doubles and five 20-10 games ... **Playoffs:** Averaged 6.3 points, 2.0 rebounds and 9.3 minutes in three outings in a first-round loss to Oklahoma City ... Recorded 15 points and five rebounds in 18 minutes in Game 3 (May 1) in Memphis ... **2012-13:** Averaged 5.1 points, 2.7 rebounds, 1.1 assists and 16.3 minutes in 54 games (started 11) ... Drew a DNP-CD in 19 games ... NWT-personal reasons for 10 games (Mar. 10-28) ... Registered two or more steals in 13 games ... Scored in double-figures in 10 contests ... Led Kings in scoring in one game and assists twice ... Tallied 16 points Feb. 13 at Dallas ... Hit game-winning three-pointer at the buzzer vs. New York on Dec. 26 to finish with a season-high 17 points, seven rebounds, three assists, one steal, and one block in 29 minutes ... Had 16 points Nov. 13 vs. Portland ... **2011-12:** Averaged career highs of 9.1 points, 4.7 rebounds and 25.2 minutes in 62 games ... Made a career-best 40 starts, averaging 10.7 points, 4.9 rebounds and 26.9 minutes ... Became first Raptor to lead the team in steals (71) and blocks (84) ... Paced the team in points, rebounds and assists five times each ... Scored in double figures in 24 games and had 10+ rebounds on three occasions ... Scored 15+ points in four of the last six games (Apr. 15-26) ... Recorded 22 points and a career-high 13 rebounds for his third double-double Apr. 23 vs. Milwaukee; also set career highs in field goal attempts (21) and defensive rebounds (10) against the Bucks ... Contributed a bench-high 18 points Apr. 16 vs. Atlanta ... Returned to the lineup Apr. 8 at Oklahoma City after being a DNP-CD for two games (Apr. 4-6) ... Did not dress Mar. 28 vs. Denver due to an upper respiratory infection ... Made 36 consecutive starts from Jan. 18 - Mar. 26 ... Logged a career-high 47 minutes Mar. 24 at Chicago ... Scored 10 or more points in seven-of-eight games (Feb. 17 - Mar. 7) ... Tied then career high with seven assists Mar. 5 vs. Orlando ... Set a then career high with 12 rebounds Mar. 4 vs. Golden State ... Led the team in assists in back-to-back games (Feb. 5-6) ... Blocked a career-high six shots Jan. 25 at Utah ... Earned first career double-double Jan. 24 at Phoenix with 18 points and 10 rebounds ... Scored a career-high 23 points Jan. 20 vs. Portland ... Made his first start of the season Jan. 18 at Boston ... Did not dress Jan. 16 at Atlanta due to a sprained right ankle ... Scored 12 points on 6-of-11 shooting Jan. 14 at Chicago; left game at the end of the third quarter with a sprained right ankle ... Set a



career high with six steals Dec. 28 vs. Indiana ... Led the team with three blocks on opening night Dec. 26 at Cleveland ... Changed to uniform number 2 from 0 in the 2010-11 season ... **2010-11:** Averaged 9.2 points, 4.7 rebounds and 1.1 blocks in 25 games (all starts) with Toronto ... Played a season-high 42 minutes Apr. 13 vs. Miami ... Scored 10+ points 10 times with Toronto ... Averaged 10.1 points, 3.9 rebounds and 4.1 assists during eight games in April ... Finished with a season-high 18 points and a team-high six assists Apr. 10 vs. New Jersey ... Tied a then career high with three steals Apr. 5 at New York ... Averaged 8.9 points, 5.1 rebounds and 1.4 blocks in 14 games during the month of March ... Set a season-best with 10 rebounds, including a career-best four offensive, Mar. 30 vs. Milwaukee ... Recorded back-to-back 14-point games Mar. 25-26 ... Scored a then season-high 13 points Mar. 1 vs. New Orleans ... Added seven rebounds and a season-high seven assists in 36 minutes Feb. 27 vs. Dallas ... Started in his Raptors debut Feb. 23 vs. Chicago, playing 27 minutes against the Bulls and contributing nine points, five rebounds and three blocks ... Acquired from Chicago on February 22 in exchange for a 2011 first-round draft pick ... Averaged 3.2 points, 1.8 rebounds and 9.5 minutes in 13 games with the Bulls ... Scored 12 points on 5-of-6 shooting from the field Nov. 24 at Phoenix ... Grabbed nine rebounds Oct. 30 vs. Detroit ... **NBA D-League:** Appeared in eight games (eight starts) with Iowa ... Averaged 19.3 points, 8.9 rebounds and 32.1 minutes ... Shot .535 (53-99) from the field and .918 (45-49) at the charity stripe ... Had 31 points (12-16 FG, 3-4 3FG, 4-5 FT), 14 rebounds, seven assists and six blocks in 40 minutes Feb. 2 at Rio Grande Valley ... **2009-10:** Played in 65 contests (11 starts) and posted averages of 3.9 points and 2.0 rebounds in 11.6 minutes with Chicago ... Shot .452 from the field, .326 from three-point range and .729 from the charity stripe ... Led the team in scoring twice ... Scored 10 or more points on six occasions, including one game with 20 points ... Spent two games on the Inactive List and recorded 15 DNP-CDs ... Averaged 15 points and five rebounds in a four-game stretch from Mar. 11-19 ... Posted 16 points, a season-high eight boards and two steals vs. Cleveland on Mar. 19 ... Scored 11 points and grabbed three boards Mar. 17 at Dallas ... Recorded a team-high 20 points (8-11 FG) and added six boards and two blocks at Miami on Mar. 12 ... Posted a team-high 13 points, with four assists and three boards Mar. 11 at Orlando ... Made his first career start vs. Atlanta on Mar. 1 where he finished with nine points, two boards and two blocks in 24 minutes ... Scored a season-high 17 points (8-8 FT) at Atlanta on Dec. 9 ... Had 10 points and five rebounds at Utah on Nov. 26 ... Made his NBA debut at Boston on Oct. 30 and contributed four points and three rebounds in 11 minutes of action ... **Playoffs:** In four postseason games against Cleveland, played a total of 19 minutes and grabbed one board and had one assist.

COLLEGE CAREER: Spent two seasons at Wake Forest, and finished with averages of 14.8 points, 8.3 rebounds, 1.6 assists, 1.44 blocks and 1.39 steals in 61 games (59 starts) ... Shot .514 from the field ... Was a two-time Third Team All-ACC honoree ... Earned Freshman All-American honors, and was runner-up for ACC Rookie of the Year in 2008 ... Led Wake Forest in rebounding both seasons ... Completed his career with 903 points and 508 rebounds ... Started all 31 games as a sophomore, and finished second on the squad with averages of 15.0 points and a team-high 8.5 rebounds; also led the team in field goal shooting at a clip of .542 and in blocks (48), second in steals (44) and third in assists (62) ... Recorded 10 double-doubles ... Scored in double figures 21 times and led the team in scoring seven games and in boards 18 times ... Scored 13 points and grabbed 11 caroms, and also hit the game-winning layup with 0:00.8 seconds to play to beat Duke, 70-68 ... Posted career highs with 28 points and 18 rebounds versus North Carolina State ... Scored 20 points and grabbed 12 boards against Maryland in the ACC Tournament ... Guided the Demon Deacons to the NCAA Tournament, and finished with 22 points, eight boards and four blocks in the opening round against Cleveland State ... Appeared in 31 games as a freshman, with 28 starts, and led the team in scoring at 14.6 and in rebounding with 8.1 ... Became the first Deacon freshman in the ACC era to average at least 14.0 points and 8.0 rebounds ... Finished second on the team in blocks (40) and steals (41), and third in assists (37) ... Ranked third in the ACC in rebounding, fifth in field goal shooting, eighth in blocks and 12th in scoring ... Posted 24 games with 10+ points, including seven games with 20 or more points ... Recorded double digits in rebounds nine times ... Led the team in scoring 11 times and in rebounds 18 times ... Ranked fourth in the conference with eight double-doubles ... Scored 24 points and grabbed a season-best 16 boards in Wake's upset of second-ranked Duke.

PERSONAL: Full name is James Patrick Johnson ... Son of Willie and Vi Johnson ... Father is a seven-time world kickboxing champion ... Has used martial arts to train and went 21-0 in competition ... Is the middle child of nine children (six brothers and two sisters) ... Averaged 28 points and nine rebounds to lead Wyoming High School Athletic Association playoffs in scoring and boards; also led the state in blocks ... As a high school junior, led his school to the 2006 Class 4A state championship with 25 points and 11 rebounds over Cheyenne Central ... Is the only active NBA player born in Wyoming.



#3 JAMES JOHNSON

CAREER HIGHS:

Points	23, Toronto vs. Portland, 1/20/2012	Off. Rebounds	4, Memphis vs. Milwaukee, 2/1/2014 (4 times)
FGM	10, Toronto at Milwaukee, 4/23/2012 (twice)	Def. Rebounds	10, Toronto vs. Orlando, 11/11/2014 (twice)
FGA	21, Toronto at Milwaukee, 4/23/2012	Total Rebounds	13, Toronto at Milwaukee, 4/23/2012
3PM	3, Memphis at Dallas, 12/18/2013	Assists	8, Memphis vs. Houston, 1/25/2014
3PA	6, Memphis vs. San Antonio, 1/7/2014	Steals	6, Toronto vs. Indiana, 12/28/2011
FTM	8, Chicago at Atlanta, 12/9/2009	Blocks	6, Memphis at Milwaukee, 1/15/2014 (twice)
FTA	10, Memphis vs. Washington, 2/11/2014	Minutes	47, Toronto at Chicago, 3/24/2012

PLAYOFF CAREER HIGHS:

Points	15, Memphis vs. Oklahoma City, 5/1/2014	Off. Rebounds	4, Memphis vs. Oklahoma City, 5/1/2014
FGM	4, Memphis vs. Oklahoma City, 5/1/2014	Def. Rebounds	1, Memphis vs. Oklahoma City, 5/1/2014 (twice)
FGA	11, Memphis vs. Oklahoma City, 5/1/2014	Total Rebounds	5, Memphis vs. Oklahoma City, 5/1/2014
3PM	1, Memphis vs. Oklahoma City, 5/1/2014	Assists	1, Chicago vs. Cleveland, 4/25/2010
3PA	4, Memphis vs. Oklahoma City, 5/1/2014	Steals	1, Memphis vs. Oklahoma City, 5/1/2014
FTM	6, Memphis vs. Oklahoma City, 5/1/2014	Blocks	None
FTA	8, Memphis vs. Oklahoma City, 5/1/2014	Minutes	18, Memphis vs. Oklahoma City, 5/1/2014

JAMES JOHNSON NBA CAREER STATS

YEAR	TEAM	G-GS	MIN	FG-FGA	PCT	FT-FTA	PCT	OFF	DEF	REB	AST	ST	TO	BLK	PTS	AVG
09-10	Chi	65-11	757	95-210	.452	51-70	.729	34	94	128	48	21	62	43	256	3.9
10-11	Chi-Tor	38-25	822	108-237	.456	47-71	.662	37	105	142	89	33	64	37	271	7.1
11-12	Tor	62-40	1561	233-518	.450	81-115	.704	74	218	292	122	71	101	84	566	9.1
12-13	Sac	54-11	878	117-283	.413	40-67	.597	49	96	145	58	41	68	50	276	5.1
13-14	Mem	52-4	956	143-308	.464	76-90	.844	60	106	166	111	42	66	57	384	7.4
14-15	Tor	70-17	1370	238-404	.589	67-102	.657	61	196	257	95	54	79	70	554	7.9
TOTALS		341-108	6344	934-1960	.477	362-515	.703	315	815	1130	523	262	440	341	2307	6.8

Three-point field goals: 2009-10: 15-46 (.326); 2010-11: 8-34 (.235); 2011-12: 19-60 (.317); 2012-13: 2-21 (.095); 2013-14: 22-87 (.253); 2014-15: 11-51 (.216); **Totals:** 77-299 (.258).

Personal fouls / Disqualifications: 2009-10: 126/3; 2010-11 95/1; 2011-12: 177/3; 2012-13: 99/0; 2013-14: 102/1; 2014-15: 155-1; **Totals:** 754/9.

JAMES JOHNSON PLAYOFF STATS

YEAR	TEAM	G	MIN	FG-FGA	PCT	FT-FTA	PCT	OFF	DEF	REB	AST	ST	TO	BLK	PTS	AVG
09-10	Chi	4-0	20	0-2	.000	0-0	---	1	0	1	1	0	2	0	0	0.0
13-14	Mem	3-0	28	5-15	.333	7-10	.700	4	2	6	0	1	0	0	19	6.3
14-15	Tor	2-0	12	2-6	.333	0-6	.000	0	2	2	1	0	0	0	4	2.0
TOTALS		9-0	60	7-23	.304	7-16	.438	5	4	9	2	1	2	0	23	2.6

Three-point field goals: 2009-10: 0-1 (.000); 2013-14: 2-5 (.400); 2014-15: 0-0; **Totals:** 2-6 (.333).

Personal fouls / Disqualifications: 2009-10: 11/0; 2013-14: 3/0; 2014-15: 0/0; **Totals:** 14/0.

JAMES JOHNSON NBA D-LEAGUE STATS

YEAR	TEAM	G-GS	MIN	FG-FGA	PCT	FT-FTA	PCT	OFF	DEF	REB	AST	ST	TO	BLK	PTS	AVG
10-11	Iowa	8-8	257	53-99	.535	45-49	.918	17	54	71	34	8	24	20	154	19.3
13-14	Rio	10-10	299	69-139	.496	34-44	.773	26	65	91	48	19	40	34	185	18.5
TOTALS		18-18	556	122-238	.513	79-93	.849	43	119	162	82	27	64	54	339	18.8

Three-point field goals: 2010-11: 3-17 (.176); 2013-14: 13-45 (.289); **Totals:** 16-62 (.258).


Personal fouls / Disqualifications: 2010-11: 29/0; 2013-14: 36/0; **Totals:** 64/0.

POSITION:	Guard	BIRTHDATE:	August 20, 1991 (Pickering, Ontario)
HEIGHT:	6-3	HIGH SCHOOL:	Findley Prep (Henderson, Nevada)
WEIGHT:	193	COLLEGE:	Texas '11
NBA EXPERIENCE:	4 Years	YEARS WITH RAPTORS:	First

HOW ACQUIRED: Signed as a free agent July 9, 2015.

CAREER TRANSACTIONS: First-round draft choice (29th overall) by San Antonio in 2011; **July 9, 2015:** Signed as a free agent with Toronto.

CONTRACT STATUS: Signed through 2017-18 season with a player option the following season.



2014-15 SEASON: Appeared in a career-best 79 games, averaging career highs of 6.8 points, 2.4 assists, 2.4 rebounds and 18.3 minutes ... Shot career highs of .504 (207-411) from the field and .364 (16-44) from beyond the arc ... Averaged 13.2 points, 4.5 rebounds, 3.6 assists and 34.6 minutes in 14 starts ... Scored in double figures 25 times, including one 20-point game ... Handed out five or more assists on 12 occasions ... Led team in scoring five times, assists 14 times and steals eight times ... Tied a career high with four steals Mar. 31 at Miami ... Scored his 1,000th career point Mar. 17 at New York ... Tied his season high with seven assists Mar. 15 vs. Minnesota ... Scored 17 of his 19 points in the first half and matched a career high with two blocks Jan. 3 vs. Washington ... Scored in double digits in four straight games (Dec. 25-30), averaging 16.5 points ... Equaled a career high with nine made field goals for 18 points Dec. 30 at Memphis ... Scored a career-high 20 points (8-9 FG, 1-1 3FG, 3-4 FT) to go with five assists Dec. 26 at New Orleans ... Tied a career best with four steals Dec. 12 vs. L.A. Lakers ... Tallied 12 points, including 10 in the fourth quarter, in a victory Dec. 5 at Memphis ... Dished out a season-high seven assists and matched a career high with eight boards Dec. 19 vs. Portland ... Grabbed a career-best eight rebounds Dec. 1 at Philadelphia ... Missed two games (Nov. 22-26) with a sprained left ankle ... Recorded 18 points and made a career-high nine field goals Nov. 7 at Houston ... **Playoffs:** Appeared in four games, totaling 11 points, one rebound and one block in 22 minutes.

PROFESSIONAL CAREER: Owns career averages of 5.2 points, 1.8 rebounds, 1.9 assists and 18.3 minutes in 204 regular season games with San Antonio ... Shooting .474 (406-856) from the field and .769 (213-277) at the foul line ... Has scored in double figures 42 times, with one 20-point effort ... Averaging 9.8 points, 3.2 rebounds, 3.0 assists and 27.6 minutes in 43 career starts ... Has appeared in 41 career playoff games, averaging 2.9 points, 1.0 rebounds, 0.8 assists and 7.3 minutes ... Was a member of the Spurs' 2014 NBA Championship team ... Averaged 17.4 points, 5.3 assists, 5.0 rebounds, 1.7 steals and 36.6 minutes in 40 career games with the Austin Toros of the NBA D-League ... Participated on the Spurs' entry in NBA Summer League in Las Vegas in 2012 and 2013 ... Named a 2012 NBA Summer League All-Star, posting averages of 17.0 points, 5.2 assists, 4.4 rebounds, 1.8 steals and 33.0 minutes in five contests (all starts) ... Earned a bronze medal at the 2015 FIBA Americas Championship, averaging 9.9 points and 5.7 assists in 10 games ... Represented Canada at the 2008 FIBA Americas U18 Championship and 2009 FIBA U19 World Championship ... **2013-14:** Appeared in 68 games (19 starts), averaging 5.0 points, 1.7 assists, 1.6 rebounds and 13.8 minutes ... Shot .475 (126-265) from the floor and .823 (79-96) from the free throw line ... Averaged 8.3 points, 2.9 rebounds, 2.5 assists and 24.9 minutes as a starter ... Registered 13 DNP-CDs and was inactive once ... Reached double figures in scoring 13 times ... Paced the team in points twice, assists six times and steals nine times ... Collected a season-high seven rebounds Mar. 24 vs. Philadelphia ... Scored 11 points and had a career-high nine assists Feb. 10 at Detroit ... Recorded a season-high 18 points (5-12 FG, 1-3 3FG, 7-7 FT) and equaled a career best with four steals Feb. 6 at Brooklyn ... Made his first start of the season Nov. 29 at Orlando, posting 13 points and four assists in 25 minutes ... **Playoffs:** Averaged 2.8 points and 5.1 minutes in 17 games ... Shot .486 (17-35) from the floor and .778 (14-18) at the free throw line ... Scored a playoff career-high 11 points (4-7 FG, 3-4 FT) in Game 4 of the Western Conference Finals on May 27 at Oklahoma City ... **2012-13:** Averaged 4.5 points, 1.9 assists, 1.9 rebounds and 14.0 minutes in 28 games ... Shot .464 (51-110) from the floor and a career-high .857 (18-21) at the charity stripe ... Averaged 7.2 points, 3.1 assists and 21.4 minutes in nine games as a starter ... Was inactive for 37 games and a DNP-CD 17 times ... Scored in double figures three times ... Scored a season-high 15 points Mar. 12 at Minnesota ... Recorded 10 points, a season-high eight assists and six rebounds Apr. 15 at Golden State ... **Playoffs:** Averaged 3.0 points, 1.6 rebounds, 1.2 assists and 9.6 minutes in 20 games ... Recorded four points, two rebounds, one assist and one steal in 11 minutes in his first playoff appearance Apr. 21 vs. L.A. Lakers ... **NBA D-League:** Assigned to the Austin Toros on five different occasions ... Averaged a team-high 19.4 points, 5.5 assists, 4.8 rebounds, 1.92 steals and 38.5 minutes in 26 games (all starts) ... Selected to play in the seventh annual NBA D-League All-Star Game but did not dress due to injury ... Named to the All-NBA D-League Second Team and All-NBA D-League Defensive Second Team ... **2011-12:** Played in 29 games (one start), averaging 2.0 points, 1.2 assists and 9.2 minutes ... Inactive for 43 games and was a DNP-CD 10 times ... Scored in double figures once ... Led the team in assists once, steals twice and blocks twice ... In his first career start, tallied a season-high 13 points and three assists Feb. 21 at Portland ... **NBA D-League:** Had three different assignments with the Austin Toros ... Averaged 13.8 points, 5.1 rebounds, 5.1 assists, 1.29 steals and 32.9 minutes in 14 games ... Recorded a triple-double with 15 points, 17 rebounds and 12 assists Mar. 23 vs. Maine ... Named NBA Development League Performer of the Week for games played Mar. 19-25, averaging 19.0 points, 9.3 assists and 9.0 rebounds in three games.

COLLEGE CAREER: Named to the Big 12 All-Rookie Team and earned All-Big 12 Honorable Mention in his only season at the University of Texas (2010-11) ... Started all 36 games, averaging 10.4 points, 3.6 rebounds, 3.0 assists and 32.4 minutes ... Led the team in scoring four times and rebounding twice ... Scored in double figures 21 times, including a season-high 21 points Dec. 18 at North Carolina; hit the game-winning shot against the Tar Heels ... Recorded a team-high 16 points, a season-high nine rebounds and four assists Dec. 1 vs. Lamar ... Dished out a career-high seven assists Feb. 28 against Kansas State ... Scored 14 points in the Big 12 Tournament Championship game versus Kansas.

HIGH SCHOOL CAREER: Spent his junior and senior seasons at Findlay Prep in Henderson, Nevada ... As a senior, averaged a team-high 18.8 points, 4.9 assists, 6.7 rebounds and 2.5 steals ... Led Findlay to the ESPN Rise National High School Invitational Championship for the second straight year - captured Tournament MVP honours, averaging 20.3 points over the three contests ... Named a first-team All-American by Parade Magazine ... Won the three-point contest at the McDonald's All-American Game ... Recorded 14 points, seven assists, five boards and four steals as a starter in the Jordan Brand Classic ... Played 22 minutes as a starter for the World Select Team in the 13th annual Nike Hoop Summit in Portland ... As a junior, helped Findlay to a perfect 33-0 record ... Averaged 10.5 points, 4.9 assists, 6.4 rebounds and 2.1 steals ... Spent his freshman and sophomore seasons at Pickering High School (Pickering, Ontario) and led his team to back-to-back provincial championships.

PERSONAL: Full name is Cory Ephram Joseph ... Son of David and Connie Joseph ... Older brother, Devoe, is also a professional basketball player ... Wears number six to honour his Toronto roots, a moniker for the city given both main area codes (416 and 647) feature the number ... Raptors Global Ambassador Drake unveiled a Joseph alternate black jersey with gold and white trim during his OVOfest concert in Toronto.

CAREER HIGHS:

Points	20, San Antonio at New Orleans, 12/26/2014	Off. Rebounds	4, San Antonio at Atlanta, 1/24/2014
FGM	9, San Antonio at Memphis, 12/30/2014 (twice)	Def. Rebounds	7, San Antonio at Orlando, 4/1/2015 (4 times)
FGA	15, San Antonio at Dallas, 12/20/2014	Total Rebounds	8, San Antonio vs. Portland, 12/19/2014 (twice)
3PM	2, San Antonio vs. Milwaukee, 1/19/2014 (twice)	Assists	9, San Antonio at Detroit, 2/10/2014
3PA	4, San Antonio vs. Philadelphia, 11/17/2014 (twice)	Steals	4, San Antonio at Miami, 3/31/2015 (3 times)
FTM	7, San Antonio vs. Philadelphia, 11/17/2014 (twice)	Blocks	2, San Antonio vs. Washington, 1/3/2015 (4 times)
FTA	9, San Antonio vs. Philadelphia, 11/17/2014	Minutes	43, San Antonio vs. Portland, 12/19/2014

PLAYOFF CAREER HIGHS:

Points	11, San Antonio at Oklahoma City, 5/27/2014	Off. Rebounds	2, San Antonio at Miami, 6/9/2013
FGM	4, San Antonio at Oklahoma City, 5/27/2014 (twice)	Def. Rebounds	4, San Antonio vs. Memphis, 5/21/2013
FGA	8, San Antonio at L.A. Lakers, 4/26/2013	Total Rebounds	5, San Antonio vs. Memphis, 5/21/2013
3PM	1, San Antonio at Golden State, 5/16/2013 (twice)	Assists	6, San Antonio at L.A. Lakers, 4/28/2013
3PA	4, San Antonio vs. Golden State, 5/14/2013	Steals	2, San Antonio vs. Miami, 6/11/2013 (twice)
FTM	3, San Antonio at Oklahoma City, 5/27/2014 (3 times)	Blocks	2, San Antonio at L.A. Lakers, 4/26/2013
FTA	4, San Antonio at Oklahoma City, 5/27/2014 (3 times)	Minutes	21, San Antonio vs. Miami, 6/11/2013

CORY JOSEPH NBA CAREER STATS

YEAR	TEAM	G-GS	MIN	FG-FGA	PCT	FT-FTA	PCT	OFF	DEF	REB	AST	ST	TO	BLK	PTS	AVG
11-12	S.A.	29-1	266	22-70	.314	11-17	.647	5	20	25	34	7	12	3	58	2.0
12-13	S.A.	28-9	388	51-110	.464	18-21	.857	12	40	52	53	15	21	4	126	4.5
13-14	S.A.	68-19	936	126-265	.475	79-96	.823	32	75	107	114	35	43	14	343	5.0
14-15	S.A.	79-14	1,444	207-411	.504	105-143	.734	44	148	192	188	46	67	17	535	6.8
TOTALS		204-43	3,034	406-856	.474	213-277	.769	93	283	376	389	103	143	38	1062	5.2

Three-point field goals: 2011-12: 3-15 (.200); 2012-13: 6-21 (.286); 2013-14: 12-38 (.316); 2014-15: 16-44 (.364); **Totals:** 37-118 (.314).

Personal fouls / Disqualifications: 2011-12: 16/0; 2012-13: 25/1; 2013-14: 84/0; 2014-15: 105/0; **Totals:** 230/1.

CORY JOSEPH PLAYOFF CAREER STATS

YEAR	TEAM	G-GS	MIN	FG-FGA	PCT	FT-FTA	PCT	OFF	DEF	REB	AST	ST	TO	BLK	PTS	AVG
12-13	S.A.	20-0	192	26-56	.464	5-11	.455	8	23	31	24	6	10	2	59	3.0
13-14	S.A.	17-0	87	17-35	.486	14-18	.778	1	8	9	9	3	4	0	48	2.8
14-15	S.A.	4-0	22	5-6	.833	1-2	.500	0	1	1	0	0	1	1	11	2.8
TOTALS		41-0	301	48-97	.495	20-31	.645	9	32	41	33	9	15	3	118	2.9

Three-point field goals: 2012-13: 2-11 (.182); 2013-14: 0-3 (.000); 2014-15: 0-0; **Totals:** 2-14 (.143).

Personal fouls / Disqualifications: 2012-13: 15/0; 2013-14: 7/0; 2014-15: 2/0; **Totals:** 24/0.

CORY JOSEPH NBA D-LEAGUE STATS

YEAR	TEAM	G-GS	MIN	FG-FGA	PCT	FT-FTA	PCT	OFF	DEF	REB	AST	ST	TO	BLK	PTS	AVG
11-12	Aus	14-12	461	67-146	.459	48-52	.923	16	56	72	72	18	28	8	193	13.8
12-13	Aus	26-26	1,002	175-382	.458	119-148	.804	31	95	126	142	50	67	10	504	19.4
TOTALS		40-38	1,463	242-528	.458	167-200	.835	47	151	198	214	68	95	18	697	17.4

Three-point field goals: 2011-12: 11-30 (.367); 2012-13: 35-73 (.479); **Totals:** 46-103 (.447)


Personal fouls / Disqualifications: 2011-12: 26/0; 2012-13: 64/0; **Totals:** 90/0

POSITION:	Guard	BIRTHDATE:	March 25, 1986 (Philadelphia, Pennsylvania)
HEIGHT:	6-1	HIGH SCHOOL:	Cardinal Dougherty (Philadelphia, Pennsylvania)
WEIGHT:	196	COLLEGE:	Villanova '06
NBA EXPERIENCE:	9 Years	YEARS WITH RAPTORS:	3

HOW ACQUIRED: Traded by Houston for forward Gary Forbes and a protected future first-round draft pick July 11, 2012.

CAREER TRANSACTIONS: First-round draft choice (24th overall) by Memphis in 2006; **February 19, 2009:** Traded by Memphis to Houston in a three-team trade with Houston trading Rafer Alston to Orlando and Orlando sending Brian Cook to Houston and Mike Wilks, Adonal Foyle and a first-round draft pick to Memphis : **July 14, 2010:** Signed to an offer sheet by Cleveland; **July 21, 2010:** Houston matched offer sheet; **July 12, 2012:** Traded by Houston to Toronto for Gary Forbes and a protected future first-round draft pick.

CONTRACT STATUS: Signed through 2016-17 with a player option the following season.



2014-15 SEASON: Averaged 17.8 points, second on the club, 4.7 rebounds, a team-best 6.8 assists (10th in the NBA) and 34.3 minutes (20th in the NBA) in 70 contests ... Led the team in scoring 21 times, in rebounds on four occasions and in assists in 51 contests ... Nailed a season-best six three-pointers (6-9 3FG) on his way to a game-high 26 points Apr. 15 vs. Charlotte ... Totaled 10 points, eight rebounds and seven assists April 10 at Orlando after being inactive for seven games (Mar. 25 – Apr. 8) with back spasms ... Returned Mar. 24 at Detroit after missing one game (Mar. 22) with a back contusion; left early in the second quarter due to back spasms ... Dressed but drew a DNP-CD at Chicago on Mar. 20 due to a back contusion ... Recorded his seventh career triple-double with 20 points, 11 rebounds (a career-high 11 defensive) and 10 assists Mar. 16 at Indiana ... Led the team with 19 points, eight rebounds, eight assists and a career-high seven steals Mar. 13 vs. Miami; first Raptor to register seven steals in a game since Chris Bosh (Jan. 23, 2009 at Chicago) ... Scored his 7,000th point in the NBA on Mar. 6 at Charlotte ... Inactive (rest) for three games (Feb. 28 - Mar. 4) ... Recorded 10 points and eight assists in 26 minutes at the NBA All-Star Game ... Elected a starter for first NBA All-Star game Jan. 22; became the third player in team history elected as a starter - Chris Bosh (2007) and Vince Carter (2000-04) ... Recorded 3,000th career assist Jan. 8 vs. Charlotte ... Scored 20+ points in six straight games (Dec. 21 - Jan. 2), averaging 26.3 points ... Named Eastern Conference Player of the Month for December, averaging 22.3 points and 8.9 assists; joined Chris Bosh (January 2007) and DeMar DeRozan (April 2015) as the only players in team history to be named Player of the Month ... Recorded six steals Dec. 14 at New York, passing Doug Christie (1,197) for fifth on the team's all-time assists list ... Dished out a season-high 14 assists Dec. 9 at Cleveland ... Named Eastern Conference Player of the Week for games Dec. 1-7; led the NBA averaging 29.3 points in three games ... Scored a career-high 39 points at Utah on Dec. 3 ... Earned sixth career triple-double Nov. 7 vs. Washington with 13 points, 11 rebounds, 10 assists ... Became the first player in team history to record four triple-doubles as a Raptor, passing Damon Stoudamire (3) ... Scored a game-high 35 points Nov. 5 at Boston ... **Playoffs:** Averaged 12.3 points, 5.5 rebounds, 4.8 assists, 1.3 steals and 32.8 minutes against Washington in the first-round series ... Had four steals in Game 3 at Washington (Apr. 24) ... Totaled 21 points and eight rebounds in Game 4 (Apr. 26) at Washington.

PROFESSIONAL CAREER: Owns career averages of 12.5 points, 5.6 assists, 3.9 rebounds and 1.3 steals in 576 career games (340 starts) with Memphis, Houston and Toronto ... Has 70 career 20-point performances, including 10 30-point outings ... Posted 42 career double-doubles, including five career triple-doubles ... Has recorded 48 double-digit assist games in his career ... Finished sixth in the overall voting for 2010-11 NBA Most Improved Player ... Has seen action in 24 playoff contests with Houston and Toronto, averaging 11.1 points, 3.9 rebounds, 3.5 assists and 27.3 minutes ... **2013-14:** Averaged a career-high 17.9 points, with 4.7 rebounds, a team-best 7.4 assists and 36.2 minutes in 79 contests, all starts ... Ranked seventh in the NBA in assists per game (7.4) and tied for eighth in three-pointers made (190) ... Missed three games (Apr. 2-5) with a bruised left knee cap ... Left the game Mar. 31 at Miami with 3:12 remaining in the third quarter (sore left knee) and did not return ... Scored 25 points Apr. 11 vs. New York and broke Morris Peterson's single-season team record of 177 three-pointers made set in 2005-06 ... Played his 500th game in the NBA on Mar. 30 at Orlando ... Scored 20+ points in a career-high eight consecutive games Mar. 14-26, averaging 23.5 points ... Set a career high for steals in a season Mar. 18 at Atlanta, passing his previous high (102) from 2010-11 with Houston ... Recorded his fifth career triple-double with 20 points, a career-high 12 rebounds and 11 assists Mar. 9 at Minnesota; became the fourth Raptor to record two triple doubles in the same season ... Played a career-high 54 minutes and recorded a team-high 10 assists with 18 points Feb. 27 vs. Washington ... Set a new career high for made three pointers in a season Feb. 21 vs. Cleveland, passing his previous best (129) in 2010-11 with Houston ... Recorded a double-double in a career-high three straight games Feb. 10-18, averaging 19.7 points and 12.0 assists ... Named Eastern Conference Player of the Week for games played Jan. 27 – Feb. 2; led the Raptors to a 3-1 mark, averaging 25.0 points, 8.0 assists and 5.0 rebounds ... Averaged 18.3 points, 8.2 assists and 4.7 rebounds in January; only player in the Eastern Conference to average 18+ points and 8+ assists ... Recorded consecutive 30-point games for the first time in his career Jan. 29 vs. Orlando and Jan. 27 at Brooklyn ... Scored a season-high 33 points and recorded 11 assists Jan. 29 vs. Orlando ... Recorded his fourth career triple-double with 18 points, 10 rebounds and 13 assists Jan. 22 at Philadelphia ... Dished out six-plus assists in a career-high 24 consecutive games Nov. 13 – Jan. 5 ... Finished with 13 points and a season-high 14 assists Jan. 1 vs. Indiana ... Averaged 18.3 points, 4.4 rebounds and 8.1 assists during 14 games in December ... Scored 32 points Dec. 28 vs. New York ... **Playoffs:** Finished second on the club in scoring (21.1), assists (4.7) and minutes (38.8) in the first-round matchup with Brooklyn ... Scored in double figures in all seven games, with four games of 20+ points ... Scored 22 points and added a series-best eight assists in Game 1 on Apr. 19 ... Grabbed a personal-high nine rebounds in Game 2 (Apr. 22) ... Had a game-high 36 points (11-19 FG, 6-9 3FG, 8-10 FT) in a Game 5 victory at Air Canada Centre on Apr. 30 ... Tallied 28 points (12-14 FT) with seven rebounds May 4 in Game 7 ... **2012-13:** Averaged 11.6 points, 4.7 rebounds, 6.4 assists and 29.7 minutes in 68 contests ... Inactive for 12 games ... DND for two games ... Ranked 18th in the NBA in assists per game (6.4) and 15th in assists-per-turnover ratio (2.77) ... Led the team with 101 made three-pointers and 94 steals ... Averaged 11.8 points, 5.2 rebounds and 6.5 assists in 51 games as a starter ... Dished out 10+ assists 14 times and 10+ rebounds on three occasions ... Had 11 double-doubles, including one triple-double ... Led the team in assists a team-high 44 times ... Scored 20+ points 10 times ... Paced the team in assists in 14 of the last 15 games (Mar. 20 - Apr. 17) ... Handed out seven or more assists in a career-high six straight games (Mar. 27- Apr. 5) ... Recorded a season-high 13 assists Apr. 3 vs. Washington ... Had a team-high 11 assists Mar. 29 at Detroit ... Earned back-to-back

double-doubles (Mar. 2-4) for the fourth time in his career ... Recorded his third career triple-double Mar. 2 at Milwaukee with 10 points, 10 rebounds and 10 assists ... Matched his season high with four three-pointers (all in the first half) Feb. 22 vs. New York ... Received his first career ejection in the third quarter against the Knicks ... Did not dress due to back spasms Jan. 28 vs. Golden State ... Totaled 11 points and a team-high 11 assists Jan. 18 at Philadelphia ... Finished with 26 points Jan. 16 vs. Chicago ... Scored 19 of his 21 points in the fourth quarter Jan. 15 at Brooklyn after leaving in the second quarter with a sprained ankle ... Missed seven games (Dec. 12-26) with a partially torn right triceps; returned to the lineup and registered 17 points and a team-high eight assists Dec. 28 at New Orleans ... Left early in the third quarter Dec. 10 at Portland with a right triceps injury ... Led the team in assists in four straight games (Dec. 3-9); totaling 31 dimes ... Recorded a season-high 34 points with 11 assists Dec. 5 at Sacramento - became the fourth Raptor to record 30+ points and 10+ assists in the same game ... Missed six games (Nov. 7-18) with a bruise over the cuboid bone (right foot) ... Joined Michael Jordan (1989) and Kevin Garnett (2007) as the only players to start a season with three consecutive games (Oct. 31 - Nov. 4) of 20+ points, 5+ rebounds, 5+ assists and 3+ steals ... Poured in a then season-high 28 points Nov. 3 at Brooklyn ... Led the team with 21 points, eight assists and five steals in his Raptors debut Oct. 31 vs. Indiana ... **2011-12:** Averaged 14.3 points, 4.5 rebounds, 6.6 assists and 1.55 steals in 47 games (38 starts), in fourth season with Houston ... DND for two games (1/6/12-1/7/12) due to a bruised right foot ... Placed on the inactive list for 11 games (3/10/12-3/27/12) and DND for four games (3/30/12-4/6/12) due to a bacterial infection ... Was a DNP (CD) for one game (4/22/12) ... Also inactive one game (4/26/12) due to a sports hernia ... Underwent surgery to correct a sports hernia on May 1 ... Reached 20-plus points 11 times, including two 30-point performances ... Handed out 10 or more assists five times, including at least eight assists in 18 outings (Rockets record: 12-6) ... Had a career-best three 10-plus rebounding games ... Finished with four double-doubles and one triple-double ... Led (or tied) Houston in assists 33 times and topped the Rockets in scoring on 12 occasions ... Returned to action at Sacramento on Apr. 8, coming off the bench to record seven assists; missed the previous 15 contests with a bacterial infection ... Tied career-high 11 boards Mar. 20 at Charlotte ... Had 10 or more points in a season-best 17 straight appearances (Feb. 4 - Mar. 7) ... Totalled 24 points, nine assists, seven boards and a season high-tying four steals vs. Memphis on Feb. 20 ... Topped all scorers with 32 points (9-13 FG, 7-8 3FG, 7-7 FT) and nine assists Feb. 19 vs. Utah, and matched his career high for 3-pointers ... Set his career best for most free throws made in a game without a miss (9-9 FT) at Memphis on Feb. 14 ... Tied season high with four steals at Golden State on Feb. 12 ... Recorded 24 points and 11 assists Feb. 4 at Minnesota ... Posted his second career triple-double with 16 points, 10 rebounds and 10 assists at Minnesota on Jan. 23 ... Posted a career first with three consecutive 20-point games (22 on Jan. 11 at San Antonio, 25 on Jan. 13 vs. Sacramento and 33 on Jan. 14 vs. Portland) ... Notched a season-high 33 points (13-26 FG, 3-5 3FG), nine assists and eight rebounds vs. Portland on Jan. 14 ... Equalled career high of 11 rebounds Jan. 10 at Charlotte ... Paced the Rockets with 22 points, 10 rebounds and nine assists at the L.A. Lakers on Jan. 3 ... Matched career high with 18 assists Dec. 31 vs. Atlanta ... Recorded four steals at Memphis on Dec. 30 ... Had 20 points and 12 assists at Orlando on Dec. 26 ... **2010-11:** Averaged 13.5 points, 6.7 assists, 4.1 rebounds and 1.36 steals in 75 games ... Was 14th in the NBA in assists per game, tied for 20th in steals per game and was eighth in assists-per-turnover ratio (3.16, 500-158) ... Made a career-high 129 3-pointers after hitting a combined total of 101 treys over his first four seasons ... Became just the third different player in Rockets history to record at least 1,000 points (1,011), dish out 500 or more assists (500) and make 100 3-pointers (129) in the same season ... Recorded a career-best 13 20-point outings, including the first two 30-point games of his career ... Recorded 11 double-digit assist games, 10 double-doubles and one triple-double ... Paced the team in assists on 52 occasions ... DND for three games, Apr. 9-13 with a sore left foot ... Made at least one three-pointer in a career-best 19 straight contests, Feb. 27 - Apr. 6 ... Hit a step-back 17-footer vs. San Antonio on Apr. 1 with 3.9 seconds left to send the contest into overtime ... Tabbed Western Conference Player of the Week for Mar. 14-20, averaging 19.3 points (26-57 FG, 9-20 3FG, 16-17 FT), 7.5 assists, 7.3 rebounds and 1.25 steals in guiding the Rockets to a 4-0 week ... Averaged 19.8 points (94-198 FG, 41-96 3FG), 8.1 assists and 5.3 rebounds in 14 games during March, notching five outings of 10 or more assists and finishing tied for fifth in the NBA in assists per game during the month ... Recorded first triple-double of his career with 28 points (9-14 FG, 7-8 FT), a career high-tying 11 rebounds, 10 assists and three steals vs. Utah on Mar. 20 ... Scored 32 points and tied career high with seven made 3-pointers (7-11 3FG) Mar. 8 at Phoenix ... Topped the Rockets with 24 points and 11 assists at the L.A. Clippers on Mar. 2 after a 21-point, 11-assist effort the night before at Portland ... Posted a career-high 36 points Feb. 16 at Philadelphia making 15-of-18 FGs; hit first 11 shots, including five-for-five from three-point range in the first half ... Was 26-of-55 (.473) from three in December ... Had 17 points and a career-high 18 assists, with five steals, vs. Memphis on Dec. 17 ... Recorded 22 points and 12 assists vs. Detroit on Dec. 7, as well as matching his career-high six steals ... Grabbed a career high-tying six steals vs. Phoenix on Nov. 22 ... **2009-10:** Averaged 9.1 points, 3.6 rebounds and 4.5 assists in 68 games ... Reached double-digit scoring 30 times, including two 20-point performances ... Posted three double-digit assist games and two double-doubles ... Stood tied for second in the NBA in charges drawn (51) on the season ... Scored 14 points and dished out a season-high 11 assists at Sacramento on Apr. 12 ... Was on the inactive list for 12 games (Feb. 9 - Mar. 7) due to a left ankle sprain ... Had 14 points vs. Philadelphia on Feb. 6 before leaving with a sprained left ankle ... Made a career-high four blocked shots vs. Oklahoma City on Nov. 6 ... DND for two games (Jan. 31 - Feb. 2) with a sprained left knee ... Scored a team high-tying 23 points, with nine assists, six boards and two steals in a 116-109 win Jan. 22 at San Antonio ... Netted a season-high 26 points, dished out 10 assists and nabbed a season-best five steals, at Dallas on Dec. 18 ... Handed out a game-high 10 assists vs. Memphis on Nov. 11 ... **2008-09:** Averaged 7.6 points, 3.6 assists and 2.5 rebounds in 77 total games (21 starts) with Memphis and Houston ... Acquired by the Rockets from the Grizzlies in a three-team trade on Feb. 19, averaging 7.6 points, 3.5 assists and 2.8 rebounds in 28 games with Houston ... Averaged 7.6 points, 3.6 assists and 2.3 rebounds in 49 games (21 starts) with Memphis ... Contributed 9.0 points, 4.8 assists and 3.0 rebounds in 25.7 minutes per game in his 21 starts with the Grizzlies ... Scored 10-plus points 19 times on the season ... Scored a season-high 25 points vs. Cleveland on Jan. 13, setting career bests in free throws made (15) and attempted (16) ... At Minnesota on Dec. 29, registered 14 points and a season-high 12 assists ... **Playoffs:** Averaged 5.3 points, 2.9 rebounds and 2.5 assists in 13 playoff games with Houston ... Averaged 4.8 points, 3.3 rebounds and 1.7 assists in six games against Portland in the First Round ... Averaged 5.7 points, 2.6 rebounds and 3.1 assists in seven games against the L.A. Lakers in the Western Conference Semifinals ... Chipped in 12 points in Game Four vs. the Lakers ... **2007-08:** Was one of two Grizzlies to play in all 82 games, averaging 9.6 points, 3.0 rebounds and 3.6 assists ... Averaged 14.1 points, 4.1 assists and 3.8 boards in nine starts ... Ranked third among NBA sophomores in assists (3.6) ... Led Memphis in free throw attempts (348) and was second in free throws made (243) ... Reached 10-plus points in 39 games and 20-plus points four times, including a season-high 24 points at Chicago on Mar. 4 ... Scored in double figures in 12 of the last 14 games, averaging 14.4 points, 3.4 assists and 2.00 steals in 29.2 minutes per game over the final five contests ... Recorded the first career double-double with 13 points and a season-best 10 assists Jan. 25 at Washington ... In first career start, posted 14 points, nine rebounds and nine assists in a career-high 50 minutes at New Orleans on Dec. 7 ... **2006-07:** Appeared in just 10 games as a rookie, averaging 5.6 points, 3.2 assists, 3.1 rebounds and 1.40 steals ... Suffered a fractured left wrist at Cleveland on Nov. 21 that sidelined him for the rest of the season.

COLLEGE CAREER: In two years at Villanova, averaged 9.5 points, 3.8 rebounds and 3.0 assists as part of a backcourt that also included Randy Foye and Allan Ray ... As a sophomore in 2005-06, selected to the second-team All-Big East, twice made the Big East honour roll, was a first-team All-Big 5 and a Big 5 Player of the Week ... Averaged 11.0 points in his second year at Villanova, ranking third on the team ... Led the club in assists (3.7), steals (2.3) and finished third in rebounding (4.3) ... Named one of 16 finalists for the Cousy Award ... As a freshman in 2004-05, averaged 7.5 points and was named to the Big East All-Rookie Team and Philadelphia Big 5 Rookie of the Year ... Missed first seven games of his freshman year recovering from surgery to repair a torn ACL in his left knee.

PERSONAL: Son of Marie Holloway and has an older brother, Lonnie ... Has two sons, Karter and Kameron ... Says his mom had the biggest influence on his basketball career ... Lists Barry Sanders as his favourite athlete growing up ... Enjoys golfing and lists pancakes as his favourite food ... Favourite NBA city to visit is Philadelphia, where he was born and raised ... In Houston, hosted deploying soldiers of the 1st Calvary Division from Ft. Hood and their families, doing a meet-and-greet prior to a game, donating premiere seating and exclusive gifts, and arranging recognition for the soldiers ... Visited with patients and their families at the Memphis Grizzlies House at St. Jude Children's Research Hospital.

CAREER HIGHS:

Points	39, Toronto at Utah, 12/03/2014	Off. Rebounds	5, Toronto vs. New Orleans, 2/10/2014 (3 times)
FGM	15, Houston vs. Philadelphia, 2/16/2011	Def. Rebounds	11, Toronto at Indiana, 3/16/2015
FGA	28, Toronto at L.A. Lakers, 11/30/2014	Total Rebounds	12, Toronto at Minnesota, 3/9/2014
3PM	7, Houston vs. Utah, 2/19/12 (twice)	Assists	18, Houston vs. Atlanta, 12/31/2010 (twice)
3PA	11, Toronto vs. Oklahoma City, 3/21/2014 (4 times)	Steals	7, Toronto vs. Miami, 3/13/2015
FTM	15, Memphis vs. Cleveland, 1/13/2009	Blocks	4, Houston vs. Oklahoma City, 11/6/2009
FTA	16, Memphis vs. Cleveland, 1/13/2009	Minutes	54, Toronto vs. Washington, 2/27/2014

PLAYOFF CAREER HIGHS:

Points	36, Toronto vs. Brooklyn, 4/30/2014	Off. Rebounds	4, Toronto at Washington, 4/26/2015
FGM	11, Toronto vs. Brooklyn, 4/30/2014	Def. Rebounds	6, Toronto vs. Washington, 4/18/2015
FGA	22, Toronto at Washington, 4/24/2015	Total Rebounds	9, Toronto vs. Brooklyn, 4/22/2014
3PM	6, Toronto vs. Brooklyn, 4/30/2014	Assists	8, Toronto vs. Brooklyn, 4/19/2014
3PA	10, Toronto at Washington, 4/24/2015	Steals	4, Toronto at Washington, 4/24/2015
FTM	12, Toronto vs. Brooklyn, 5/4/2014	Blocks	1, Houston vs. LA Lakers, 5/10/2009
FTA	14, Toronto vs. Brooklyn, 5/4/2014	Minutes	44, Toronto vs. Brooklyn, 4/19/2014

KYLE LOWRY NBA CAREER STATS

YEAR	TEAM	G-GS	MIN	FG-FGA	PCT	FT-FTA	PCT	OFF	DEF	REB	AST	ST	TO	BLK	PTS	AVG
06-07	Mem	10-0	175	14-38	.368	25-28	.893	12	19	31	32	14	12	1	56	5.6
07-08	Mem	82-9	2089	256-592	.432	243-348	.698	41	209	250	296	92	127	22	791	9.6
08-09	Mem-Hou	77-21	1679	189-434	.435	181-226	.801	26	163	189	275	69	117	17	584	7.6
09-10	Hou	68-0	1651	184-464	.397	215-260	.827	91	156	247	305	60	116	9	620	9.1
10-11	Hou	75-71	2563	345-809	.426	192-251	.765	89	220	309	500	102	158	23	1011	13.5
11-12	Hou	47-38	1510	210-513	.409	171-198	.864	37	176	213	310	73	130	14	670	14.3
12-13	Tor	68-52	2020	250-623	.401	190-239	.795	56	265	321	435	94	157	24	791	11.6
13-14	Tor	79-79	2862	457-1080	.423	313-385	.813	88	281	369	586	121	194	15	1417	17.9
14-15	Tor	70-70	2414	430-1043	.412	252-312	.808	54	274	328	473	109	173	13	1244	17.8
TOTALS		576-340	16963	2335-5596	.417	1782-2247	.793	494	1763	2257	3212	734	1184	138	7184	12.5

Three-point field goals: 2006-07: 3-8 (.375); 2007-08: 36-140 (.257); 2008-09: 25-98 (.255); 2009-10: 37-136 (.272); 2010-11: 129-343 (.376); 2011-12: 79-211 (.374); 2012-13: 101-279 (.362); 2013-14: 190-500 (.380); 2014-15: 132-391 (.338); **Totals:** 732-2106 (.348).

Personal fouls / Disqualifications: 2006-07: 20/0; 2007-08: 185/1; 2008-09: 146/1; 2009-10: 173/0; 2010-11 207/0; 2011-12: 133/0; 2012-13: 218/1; 2013-14: 267/5; 2014-15: 212-1; **Totals:** 1561/9.

KYLE LOWRY NBA PLAYOFF STATS

YEAR	TEAM	G-GS	MIN	FG-FGA	PCT	FT-FTA	PCT	OFF	DEF	REB	AST	ST	TO	BLK	PTS	AVG
08-09	Mem-Hou	13-0	254	21-63	.333	23-31	.742	8	30	38	32	12	17	1	69	5.3
13-14	Tor	7-7	271	44-109	.404	43-49	.878	9	24	33	33	6	20	0	148	21.1
14-15	Tor	4-4	131	18-57	.316	8-11	.727	7	15	22	19	5	12	0	49	12.3
TOTALS		24-11	656	83-229	.362	74-91	.813	24	69	93	84	23	49	1	266	11.1

Three-point field goals: 2008-09: 4-16 (.250); 2013-14: 17-43 (.395); 2014-15: 5-23 (.217); **Totals:** 26-82 (.317).

Personal fouls / Disqualifications: 2008-09: 23/0; 2013-14: 27/1; 2014-15: 18/1; **Totals:** 68/2.

POSITION:	Centre	BIRTHDATE:	July 26, 1992 (Rio de Janeiro, Brazil)
HEIGHT:	7-0	HIGH SCHOOL:	N/A
WEIGHT:	241	COLLEGE:	N/A
NBA EXPERIENCE:	1 year	YEARS WITH RAPTORS:	2

HOW ACQUIRED: Traded by Atlanta with Lou Williams for John Salmons and 2015 second-round pick June 30, 2014.

CAREER TRANSACTIONS: First-round draft choice (16th overall) by Boston in 2013; **June 27, 2013:** Traded by Boston with two future second-round picks to Dallas in exchange for Kelly Olynyk; **June 27, 2013:** Traded by Dallas with Mike Muscala and Jared Cunningham to Atlanta in exchange for Shane Larkin; **June 30, 2014:** Traded by Atlanta with Lou Williams for John Salmons and a 2015 second-round pick.

CONTRACT STATUS: Signed through 2015-16 season, with a team option for the following two seasons.



2014-15 SEASON: Averaged 1.0 points, 1.8 rebounds and 3.5 minutes in six contests ... Inactive for 55 games and recorded 20 DNP-CDs ... Recorded four points and three rebounds in six minutes Jan. 4 at Phoenix ... Made his NBA debut Nov. 21 vs. Milwaukee; registered two points and five rebounds in nine minutes against the Bucks ... **NBA D-League:** Averaged 8.3 points, 10.0 rebounds and 20.0 minutes in four games with Fort Wayne ... Recorded 18 points and 19 rebounds, including 12 offensive boards, in his first game Mar. 14 vs. Delaware ... Recalled from Fort Wayne on Mar. 26 ... Reassigned to the Fort Wayne on Mar. 17 ... Recalled from Fort Wayne on Mar. 16 ... Assigned to the Fort Wayne Mad Ants on Mar. 12 ... **Playoffs:** Inactive for the four games in the first-round series vs. Washington.

PROFESSIONAL CAREER: Averaged 5.5 points, 3.4 rebounds, 1.2 blocks and 13.6 minutes in 56 contests in the Spanish League (2011-14) ... Started all five games for the Raptors' entry in the 2015 Samsung NBA Summer League in Las Vegas ... Averaged 7.8 points, a team-best 10.6 rebounds, a team-high 2.6 blocks and 23.8 minutes ... Shot .556 (15-27) from the field and .750 (9-12) from the charity stripe ... Recorded a double-double with 11 points and 16 rebounds, along with three blocks, in Game 4 vs. Chicago ... Participated on the Raptors' entry in the 2014 Samsung NBA Summer League in Las Vegas ... Averaged 5.0 points, 5.8 rebounds and 20.2 minutes ... Shot .533 (8-15) from the floor ... Had five points and 10 rebounds July 18 against the L.A. Clippers ... Tallied 10 points (4-4 FG) and added five boards against the L.A. Lakers on July 11 ... Played for Atlanta's NBA Summer League squad in 2013, averaging 6.4 points and 6.0 rebounds in five contests ... **2013-14:** Averaged 6.3 points, 4.1 rebounds, 1.6 blocks and 16.0 minutes in 18 outings with Estudiantes Madrid in the Spanish Liga Endesa ... Converted .708 (46-65) of his two-point field goal attempts ... Had nine games with two or more blocks ... Had a season-best 13 points (6-7 FG) and equaled a season high with four blocks in 19 minutes May 11 vs. FIATC Joventut ... Scored 10 points going four-of-six from the field against CAI Zaragoza on May 8 ... Contributed 10 points (5-7 FG) and tied his season best with four blocks in 23 minutes Apr. 13 vs. Real Madrid ... Hauled down a season-high eight caroms in 13 minutes Apr. 26 against Sevilla ... Went four-for-four from the field and two-for-two at the foul line en route to 10 points in 19 minutes of action Mar. 30 against Fuenlabrada ... Tallied 12 points (6-8 FG) and grabbed six rebounds with two blocks in 28 minutes against Valladolid on Oct. 19 ... **2012-13:** Averaged 5.4 points, 3.4 rebounds, 1.1 blocks and 13.1 minutes in 34 contests with Asefa Estudian in the Spanish League ... Shot .661 (76-115) from the field ... Had 10 games with two or more blocks ... Scored in double figures five times, including a season-best 21 points (8-10 FG, 5-6 FT) in 21 minutes Apr. 28 against UCAM Murcia ... Had 11 points in 18 minutes vs. FCB Regal on Apr. 21 ... Contributed 14 points and a season-best eight rebounds in 26 minutes Mar. 9 vs. Valencia ... Recorded 10 points and three blocks in 18 minutes Dec. 23 against FIATC Joventut ... World University Games: Played in one game for Brazil totaling 13 points, four rebounds and one block in 14 minutes ... **2011-12:** Split the season between Tuenti Movil Estudiantes Madrid and CB Las Rozas ... Played in four games with Estudiantes, averaging 3.0 points, 1.8 rebounds and 7.3 minutes ... Scored eight points (3-3 FG) in 11 minutes Mar. 4 vs. Lagu Aro GBC ... U19 World Championships: Played in eight games for Spain, averaging 9.6 points, 8.8 rebounds and 2.9 blocks in 24.1 minutes ... Named Eurobasket.com All-World Championships U19 Honourable Mention ... Had 14 points, nine rebounds and two blocks in 28 minutes against his native Brazil in the opener ... World University Games: Competed for Brazil, averaging 4.3 points, 4.7 rebounds and 1.5 blocks in 12 minutes over six games.

PERSONAL: Last name is pronounced no-GARE-uh ... Nickname is "Bebe" ... Participated Adidas Eurocamp in Treviso in 2011 ... Played for the Tuenti Movil Estudiantes Madrid junior team from 2009-11.

CAREER HIGHS:

Points	4, Toronto at Phoenix, 01/04/2015	Off. Rebounds	1, Toronto at Houston, 02/21/2015 (twice)
FGM	1, Toronto at Phoenix, 01/04/2015 (twice)	Def. Rebounds	4, Toronto vs. Milwaukee, 11/21/2015
FGA	3, Toronto vs. Indiana, 12/12/2015	Total Rebounds	5, Toronto vs. Milwaukee, 11/21/2015
3PM	None	Assists	1, Toronto at Phoenix, 01/04/2015
3PA	None	Steals	1, Toronto at Phoenix, 01/04/2015 (twice)
FTM	2, Toronto at Phoenix, 01/04/2015	Blocks	None
FTA	2, Toronto at Phoenix, 01/04/2015 (twice)	Minutes	9, Toronto vs. Milwaukee, 11/21/2015

LUCAS NOGUEIRA NBA CAREER STATS

YEAR	TEAM	G-GS	MIN	FG-FGA	PCT	FT-FTA	PCT	OFF	DEF	REB	AST	ST	TO	BLK	PTS	AVG
14-15	Tor	6-0	23	2-8	.250	2-4	.500	2	9	11	1	2	2	0	6	1.0
TOTALS		6-0	23	2-8	.250	2-4	.500	2	9	11	1	2	2	0	6	1.0

Three-point field goals: 2014-15: 0-0 (.000); Totals: 0-0 (.667).

Personal fouls / Disqualifications: 2014-15: 6/0; Totals: 6/0.

LUCAS NOGUEIRA NBA D-LEAGUE STATS

YEAR	TEAM	G-GS	MIN	FG-FGA	PCT	FT-FTA	PCT	OFF	DEF	REB	AST	ST	TO	BLK	PTS	AVG
14-15	FWN	4-0	80	12-28	.429	9-18	.500	17	23	40	3	3	3	8	33	8.3
TOTALS		4-0	80	12-28	.429	9-18	.500	17	23	40	3	3	3	8	33	8.3

Three-point field goals: 2014-15: 0-1 (.000); Totals: 0-1 (.000).

Personal fouls / Disqualifications: 2014-15: 7/0; Totals: 7/0.

LUCAS NOGUEIRA SPANISH LEAGUE STATISTICS

YEAR	TEAM	G	FG	FGA	PCT	FT	FTA	PCT	REB	AST	ST	BLK	PTS	AVG
11-12	Estudiantes	4	5	7	.714	2	4	.500	7	0	2	0	12	3.0
12-13	Asefa Estudian	34	76	115	.661	32	48	.667	117	9	16	38	184	5.4
13-14	Estudiantes	18	46	65	.708	21	31	.677	74	9	12	28	113	6.3
TOTALS		56	127	187	.679	55	83	.663	188	18	30	66	309	5.5

LUCAS NOGUEIRA U-19 WORLD CHAMPIONSHIPS STATISTICS

YEAR	TEAM	G	FG	FGA	PCT	FT	FTA	PCT	REB	AST	ST	BLK	PTS	AVG
2011	Spain	8	25	55	.455	27	40	.675	70	7	6	23	77	9.6
TOTALS		8	25	55	.455	27	40	.675	70	7	6	23	77	9.6

LUCAS NOGUEIRA WORLD UNIVERSITY GAMES STATISTICS

YEAR	TEAM	G	FG	FGA	PCT	FT	FTA	PCT	REB	AST	ST	BLK	PTS	AVG
2011	Brazil	6	12	19	.632	2	4	.500	28	2	4	9	26	4.3
2012	Brazil	1	5	6	.833	3	4	.750	4	0	1	1	13	13.0
TOTALS		7	17	25	.680	5	8	.625	32	2	5	10	39	5.6



POSITION:	Forward	BIRTHDATE:	March 14, 1989 (Huntington, WV)
HEIGHT:	6-9	HIGH SCHOOL:	Huntington (Huntington, WV)
WEIGHT:	230	COLLEGE:	Kentucky '10
NBA EXPERIENCE:	5 Years	YEARS WITH RAPTORS:	3

HOW ACQUIRED: Traded by Sacramento with guard Greivis Vasquez, guard-forward John Salmons and forward Chuck Hayes for forwards Quincy Acy and Rudy Gay and centre Aaron Gray on December 9, 2013.

CAREER TRANSACTIONS: First-round draft choice (14th overall) by Houston in 2010; **January 30, 2013:** Traded by Houston with centre Cole Aldrich, guard Toney Douglas and cash to Sacramento for guard Francisco Garcia and forwards Tyler Honeycutt and Thomas Robinson; **December 9, 2013:** Traded by Sacramento with guard Greivis Vasquez, guard-forward John Salmons and forward Chuck Hayes to Toronto for forwards Quincy Acy and Rudy Gay and centre Aaron Gray; **July 12, 2014:** Re-signed with Toronto.

CONTRACT STATUS: Signed through 2016-17 season.



2014-15 SEASON: Averaged 8.0 points, with career highs of 5.3 rebounds, 26.4 minutes and 79 games ... Averaged 8.0 points and 3.3 rebounds, shooting .500 (12-24) from the field in four starts ... Grabbed a career-high 433 rebounds ... Made a career-best 105 three-pointers (105-283), shooting .371 percent ... Recorded three double-doubles ... Scored in double figures in 37 games ... Paced the squad in rebounds 11 times ... Tied career high with six assists in back-to-back games (Apr. 1-3) ... Recorded a team high-tying four assists Mar. 24 at Detroit ... Missed one game (Feb. 23 at New Orleans) with a sprained left knee ... Earned third double-double with 14 points and a career high-tying 13 rebounds Jan. 23 at Philadelphia ... Matched his career high with 13 rebounds Jan. 19 at Milwaukee ... Gathered a career-high seven offensive rebounds Dec. 22 at Chicago ... Scored in double figures in seven consecutive games (Dec. 8-19), averaging 12.7 points and shooting .633 (19-for-30) from three-point range ... Set a career high with six assists Dec. 15 vs. Orlando ... Recorded a season-high 19 points (career-high 5 3FGM) with eight rebounds Dec. 8 vs. Denver; sent the game into overtime with a three-pointer with 28.9 seconds left in regulation time ... Grabbed five or more rebounds in six straight games (Nov. 21-30), totaling 51 boards ... Recorded second straight double-double with 10 points and a career high-tying 13 rebounds Nov. 30 at L.A. Lakers ... Posted first double-double of the season with 10 points and 12 rebounds Nov. 28 vs. Dallas ... Tallied 16 points (7-11 FG) vs. Utah on Nov. 15 ... Netted 14 points, making four three pointers, Nov. 5 at Boston ... **Playoffs:** Averaged 10.3 points, 3.5 rebounds and 26.5 minutes in the four-game series vs. Washington ... Shot .556 (15-27) from the field, .467 (7-15) from three-point range and 1.000 (4-4) from the foul line ... Scored in double figures in three of the four games with 15 points (6-6 FG, 3-3 3FG) in Game 2 (Apr. 21).

PROFESSIONAL CAREER: Has career averages of 8.3 points, 4.8 rebounds and 23.5 minutes in 333 games (65 starts) with Houston, Sacramento and Toronto ... Owns career playoff averages of 10.4 points, 5.5 rebounds and 27.7 minutes in 11 outings ... **2013-14:** Averaged 8.5 points, 5.3 rebounds and 23.6 minutes in 65 games (13 starts) with Sacramento and Toronto ... Played in 48 games with the Raptors, averaging 9.1 points, 5.1 rebounds and 23.3 minutes ... Averaged 11.4 points and 5.9 rebounds in seven games as a starter with the Raptors ... Averaged 6.9 points, 5.8 rebounds and 24.4 minutes in 17 games (six starts) with Sacramento ... Totaled 17 points (7-11 FG, 3-5 3FG) and five rebounds Apr. 9 vs. Philadelphia ... Missed 13 games (Mar. 9-30) with a right ulnar collateral sprain ... Collected five-plus rebounds in a career high-tying eight consecutive games (Feb. 7-25) ... Scored in double figures in five straight games (Feb. 5-18), averaging 14.0 points ... Made first start for Toronto on Feb. 10 vs. New Orleans and scored a season-high 22 points on 7-for-11 shooting from the field ... Averaged 11.1 points and 5.4 rebounds during 16 games in January; shot .514 (74-for-144) from the field and .452 (14-for-31) from three-point range ... Did not dress Jan. 29 vs. Orlando following a procedure to re-set a broken nose ... Scored the game-winning basket with 6.0 seconds left Jan. 27 at Brooklyn ... Left the game in the third quarter (broken nose) Jan. 25 vs. L.A. Clippers ... Recorded first double-double of the season Jan. 11 vs. Brooklyn with 14 points and a season-high 12 rebounds ... Poured in 20 points Jan. 7 at Indiana; his first 20-point game as a Raptor ... Had five points and five boards in his Toronto debut Dec. 13 vs. Philadelphia ... Acquired from Sacramento on Dec. 9 ... Scored in double figures on four occasions with the Kings ... **Playoffs:** Averaged 10.4 points, 6.7 rebounds (second on the team) and 28.5 minutes in seven outings off the bench against the Nets ... Shot .542 (26-48) from the field ... Scored in double figures in three games ... Totaled 12 points and a personal series high-tying nine rebounds in Game 2 on Apr. 22 in Toronto ... Had 17 points, going six-for-seven from the field and three-of-four from three-point range, in Game 3 at Brooklyn on Apr. 25 ... Equaled series high with nine boards Apr. 27 in a Game 4 win at Brooklyn ... Was a perfect five-for-five from the field and six-for-six from the line en route to 16 points in Game 7 on May 4 at Air Canada Centre; also corralled eight rebounds in a high of 34 minutes ... **2012-13:** Averaged 10.4 points, 4.7 rebounds, 1.1 assists and 25.0 minutes in 71 games (started 41) with Houston and Sacramento ... Averaged 8.0 points, 4.8 rebounds, 1.3 assists and 23.2 minutes in 24 games (started three) with Sacramento ... Averaged 11.6 points, 4.7 rebounds, 1.1 assists and 25.9 minutes in 47 games (started 38) for the Rockets ... Missed one game due to a strained left quad (Oct. 31), seven games due to bone bruise on his right foot, two games due to a sore lower back (Apr. 7, Apr. 10) ... Scored in double-figures in 37 games (nine with Kings), 20 or more points in six contests (one with Kings) ... Grabbed 10 or more rebounds in five games (one with Kings) ... Recorded four double-doubles (one with Kings) ... Led Kings in rebounding in three games ... Recorded a career-high 27 points (11-18 FG, 2-3 3pt, 3-4 FT), six rebounds, two assists, and one steal in 38 minutes at Oklahoma City on Nov. 28 ... **2011-12:** In his second season with Houston, averaged 7.7 points, 4.5 rebounds and 23.2 mpg in 64 games (one start at centre) ... Placed on the inactive list for two games (Dec. 26 and 29) due to a right ankle injury ... Reached double-digit scoring 22 times, including one 20-point game ... Posted three double-figure rebounding games ... Led (or tied) the Rockets in rebounds seven times ... Finished the season with nine points (4-16 FG) and a season-high 11 rebounds vs. New Orleans on Apr. 26 ... Posted 10 points and 10 rebounds at Sacramento on Apr. 8, marking his lone double-double of the season ... Led the Rockets with a then career-high 24 points (10-16 FG) in a 113-106 OT win vs. Sacramento on Mar. 26; had 12 points (5-6 FG, 2-2 FT) in the fourth quarter and tied the game at 99 on a 22-foot jumper with 8.3 seconds left in regulation ... Equaled career high with four blocked shots Mar. 18 vs. Boston ... Had 14 points and equaled a season-high four assists at Mar. 17 at the L.A. Clippers ... Blocked Serge Ibaka at the rim with 1.7 seconds left to preserve a 104-103 win at Oklahoma City on Mar. 13 ... Pulled down 10 boards Mar. 2 vs. Denver ... Made his only start of the season at center vs. Utah on Feb. 19, recording eight points and seven boards ... **2010-11:** In his

rookie season with the Rockets, averaged 6.3 points, 3.8 rebounds and 16.7 mpg in 52 games (six starts) ... On the inactive list for 24 games (Oct. 26 – Dec. 14) ... Stood 16th among NBA rookies in scoring average and 11th in rebounds per game ... Had 12 double-figure scoring games, including his first career 20-point outing ... Notched five double-figure rebounding performances and four double-doubles ... Notched his third consecutive double-double with 14 points (7-11 FG) and a career-high 13 rebounds off the bench vs. Utah on Mar. 20; became the first Rockets rookie to record three or more consecutive double-doubles since Yao Ming in 2002-03 ... Recorded 18 points (8-12 FG), 12 boards and a career-best four blocks in his third start vs. Boston on Mar. 18 ... Made the first start of his career vs. Phoenix on Mar. 14, registering 12 points and 10 boards ... Recorded 18 points (9-12 FG) and equaled a career-high three steals Mar. 8 at Phoenix... Led Houston with a season-high 20 points (8-11 FG), five boards and two blocks Feb. 22 at Detroit ... Recorded first career double-double with 15 points (6-9 FG) and 10 boards vs. Toronto on Dec. 31 ... Made his NBA regular season debut at Oklahoma City on Dec. 15 ... **NBA D-League:** Also averaged 18.3 points (.555, 61-110 FG), 10.3 rebounds, 1.56 steals and 1.56 blocks in starting all nine games played with Rio Grande Valley ... Scored 20 or more points in five contests.

COLLEGE CAREER: An early entry candidate for the 2010 NBA Draft, finished three-year career at Kentucky with averages of 16.1 points (.585, 617-1054 FG), 8.2 rebounds and 1.57 block in starting all 97 career games ... Was one of five Wildcats picked in the opening round of the 2010 NBA Draft, which was the first time five players from one school were chosen in the first round of the draft ... Became the 10th fastest player to reach the 1,000-point club at UK (58 games) ... Was a two-time All-SEC First-Team pick as a junior and sophomore, as well as a second-team selection as a freshman ... Earned first-team All-SEC, AP Honorable Mention All-America, USBWA All-District IV Team and NABC All-District 21 Second-Team honors as a junior ... Was the only SEC player to rank in the league's top-five in scoring (17.9 points) and rebounding (9.3 rebounds) as a sophomore ... Named first-team All-SEC and NABC Second-Team All-District in 2008-09 ... Led the SEC with 15 double-doubles in 2008-09, as well as becoming the first Wildcats player since Reggie Hanson in 1989 to record four straight double-doubles (Mar. 7-17) ... Garnered SEC Co-Freshman of the Year accolades by the league coaches ... Was also named second-team All-SEC and NABC Second-Team All-District in 2007-08, adding SEC Freshman of the Week honors three times ... His six double-doubles were the most for a UK freshman since Jamal Mashburn's six in 1990-91 ... Missed the final five games of 2007-08 with a stress fracture in his left ankle.

PERSONAL: Full name is Patrick Davell Patterson ... Parents are Buster Jr. and Tywana Patterson ... Graduated from Kentucky in just three years with a degree in communications ... Considers himself a movie fanatic and enjoys playing video games ... Attended the Toronto International Film Festival the past two summers ... Was a fan of the University of Kentucky Wildcats while growing up in West Virginia ... Also played soccer as a youth and was a member of the Cub Scouts ... Served as an instructor for Kentucky's basketball camp for women ... Befriended Heather Durham, a teenager girl with cystic fibrosis, after the young Kentucky fan instant messaged him through his Facebook page ... Was a 2007 McDonald's All-American as a high school senior at Huntington High (Huntington, WV) ... Named the MVP of the 2006 National Basketball Players Association Top-100 Camp ... Twitter: @pdpatt.

CAREER HIGHS:

Points	27, Houston at Oklahoma City, 11/28/2012	Off. Rebounds	7, Toronto at Chicago, 12/22/2014
FGM	11, Houston at Oklahoma City, 11/28/2012	Def. Rebounds	10, Houston vs. Boston, 3/18/2011
FGA	18, Houston at Oklahoma City, 11/28/2012	Total Rebounds	13, Toronto at Philadelphia, 1/23/2015 (5 times)
3PM	5, Toronto vs. Denver, 12/8/2014	Assists	6, Toronto at Brooklyn, 4/3/2015 (3 times)
3PA	5, Toronto vs. Denver, 12/8/2014 (twice)	Steals	3, Toronto at Washington, 2/18/2014 (6 times)
FTM	6, Toronto at Memphis, 1/21/2015 (twice)	Blocks	4, Houston vs. Denver, 3/2/2012 (twice)
FTA	7, Sacramento at LA Clippers, 11/23/2013 (3 times)	Minutes	42, Sacramento at Dallas, 4/5/2013

PLAYOFF CAREER HIGHS:

Points	17, Toronto at Brooklyn, 4/25/2014	Off. Rebounds	4, Toronto vs. Brooklyn, 4/22/2014
FGM	6, Toronto vs. Washington, 4/21/2015 (twice)	Def. Rebounds	8, Toronto vs. Brooklyn, 5/4/2014
FGA	9, Toronto at Brooklyn, 5/2/2014 (twice)	Total Rebounds	9, Toronto at Brooklyn, 4/27/2014 (twice)
3PM	3, Toronto vs. Washington, 4/21/2015 (twice)	Assists	4, Toronto vs. Brooklyn, 4/30/2014
3PA	4, Toronto vs. Washington, 4/18/2015	Steals	2, Toronto vs. Washington, 4/21/2015 (twice)
FTM	6, Toronto vs. Brooklyn, 5/4/2014	Blocks	2, Toronto at Brooklyn, 5/2/2014
FTA	6, Toronto vs. Brooklyn, 5/4/2014	Minutes	34, Toronto vs. Brooklyn, 5/4/2014

**PATRICK PATTERSON NBA CAREER STATS**

YEAR	TEAM	G-GS	MIN	FG-FGA	PCT	FT-FTA	PCT	OFF	DEF	REB	AST	ST	TO	BLK	PTS	AVG
10-11	Hou	52-6	868	149-267	.558	30-42	.714	86	114	200	41	17	31	37	328	6.3
11-12	Hou	64-1	1483	225-511	.440	40-57	.702	112	174	286	53	27	49	36	490	7.7
12-13	Hou-Sac	71-41	1775	319-623	.512	48-63	.762	113	224	337	81	31	61	40	737	10.4
13-14	Sac-Tor	65-13	1532	225-489	.460	50-71	.704	117	225	342	78	55	65	37	555	8.5
14-15	Tor	81-4	2156	240-535	.449	63-80	.788	127	306	433	155	60	54	44	648	8.0
TOTALS		333-65	7814	1158-2425	.478	231-313	.738	555	1043	1598	408	190	260	194	2758	8.3

Three-point field goals: 2010-11: 0-2 (.000); 2011-12: 0-3 (.000); 2012-13: 51-132 (.386); 2013-14: 55-151 (.364); 2014-15: 105-283 (.371);

Totals: 211-571 (.370).

Personal fouls / Disqualifications: 2010-11: 77/0; 2011-12: 113/0; 2012-13: 138/0; 2013-14: 159/2; 2014-15: 149-0; **Totals:** 636/2.

PATRICK PATTERSON NBA PLAYOFF STATS

YEAR	TEAM	G-GS	MIN	FG-FGA	PCT	FT-FTA	PCT	OFF	DEF	REB	AST	ST	TO	BLK	PTS	AVG
13-14	Tor	7-0	199	26-48	.542	14-18	.778	12	35	47	9	3	6	3	73	10.4
14-15	Tor	4-0	106	15-27	.556	4-4	1.000	4	10	14	5	3	3	0	41	10.3
TOTALS		11-0	305	41-75	.547	18-22	.818	16	45	61	14	6	9	3	114	10.4

Three-point field goals: 2013-14: 7-18 (.389); 2014-15: 7-15 (.467); **Totals:** 14-33 (.424).

Personal fouls / Disqualifications: 2013-14: 13/0; 2014-15: 5/0; **Totals:** 18/0.

PATRICK PATTERSON NBA D-LEAGUE STATS


YEAR	TEAM	G-GS	MIN	FG-FGA	PCT	FT-FTA	PCT	OFF	DEF	REB	AST	ST	TO	BLK	PTS	AVG
10-11	RGV	9-9	315	61-110	.555	42-56	.750	28	65	93	10	14	17	14	166	18.3
TOTALS		9-9	315	61-110	.555	42-56	.750	28	65	93	10	14	17	14	165	18.3

Three-point field goals: 2010-11: 1-7 (.143); **Totals:** 1-7 (.143).

Personal fouls / Disqualifications: 2010-11: 29/0; **Totals:** 29/0.

POSITION: Guard
HEIGHT: 6-4
WEIGHT: 215
NBA EXPERIENCE: Rookie

BIRTHDATE: May 25, 1993 (San Diego, California)
HIGH SCHOOL: Lincoln (San Diego, California)
COLLEGE: UCLA '15
YEARS WITH RAPTORS: First



HOW ACQUIRED: Draft rights traded by Milwaukee along with a protected future first-round draft choice (originally belonging to the Los Angeles Clippers) for guard Greivis Vasquez on June 26, 2015.

CAREER TRANSACTIONS: Second-round draft choice (46th overall) by Milwaukee in 2015; **June 26, 2015:** Draft rights traded by Milwaukee along with a protected future first-round draft choice (originally belonging to the Los Angeles Clippers) for guard Greivis Vasquez.

CONTRACT STATUS: Signed through 2016-17 season with a team option the following season.

PROFESSIONAL CAREER: Participated with the Raptors' entry in the NBA Summer League 2015 in Las Vegas ... Named to the All-NBA Summer League 2015 First Team ... Averaged a team-high 18.3 points, 4.3 rebounds and 25.5 minutes in four games ... Shot .509 (27-53) from the field and .444 (4-9) from three-point range ... Led the team in scoring in all four games ... Scored 20 points on 8-for-15 shooting in his pro debut July 10 against Sacramento.

COLLEGE CAREER: Played four seasons at UCLA (2011-15) ... Averaged 9.8 points, 3.0 rebounds, 1.1 steals and 25.2 minutes in 141 career games (83 starts) ... Shot .461 (503-1,090) from the field and .314 (111-354) from three-point range ... Finished career ranked 28th on the school's all-time scoring list with 1,376 points ... Played in three consecutive NCAA Tournaments (2013-15) and made back-to-back Sweet 16 appearances (2014-15) ... As a senior, averaged a team-high 16.4 points (sixth in the Pac-12), 4.7 rebounds, 2.1 assists, 1.8 steals and 34.6 minutes in 36 games (all starts) ... Scored in double figures 31 times, including a career-high 28 points vs. Washington State ... Named first-team All-Pac 12 and was an Honourable Mention selection on the All-Pac 12 Defensive Team ... Captured Pac-12 Player of the Week honours three times, becoming the fourth UCLA player to win the award three times in a single season (Kevin Love – 2008, Ed O'Bannon – 1995 and Don MacLean – 1992) ... Averaged a team-high 17.0 points in five Pac-12 and NCAA Tournament games ... Started all 37 games as a junior, averaging 11.4 points (third on the team), 2.8 rebounds and 25.7 minutes ... Shot .533 (153-287) from the floor ... Was an Honourable Mention selection on the All-Pac 12 Defensive Team ... Upped scoring average to 14.2 points in six Pac-12 and NCAA Tournament games ... As a sophomore, averaged 6.1 points and 22.1 minutes in 35 games (nine starts) ... Posted averages of 4.6 points, 2.2 rebounds and 17.8 minutes in 33 games (one start) as a freshman.

HIGH SCHOOL CAREER: Was a three-year varsity basketball letterwinner at Lincoln High School (San Diego, California) ... Secured first-team All-State honours in 2009-10 and 2010-11 ... Named Western League MVP in 2009-10 and 2010-11 and was a first-team All-Western League selection both seasons ... Served as the Hornets' team captain as a junior and senior, leading Lincoln to back-to-back CIF Championships (2010-11) and a California state championship in 2010 ... As a senior (2010-11), averaged 20.4 points, 3.8 rebounds and 2.4 steals.

PERSONAL: Fulfilled his graduation requirements in less than four years (March 2015), earning a degree in history ... Son of Norman Sr. and Sharon Powell ... Has two older sisters, Joniece and Margaret ... Played club basketball (AAU) for the San Diego All-Stars.

NORMAN POWELL NCAA STATS

YEAR	TEAM	G-GS	MIN	FG-FGA	PCT	FT-FTA	PCT	OFF	DEF	REB	AST	ST	TO	BLK	PTS	AVG
11-12	UCLA	33-1	586	58-154	.377	9-15	.600	9	65	74	39	16	24	9	151	4.6
12-13	UCLA	35-9	773	79-182	.434	27-40	.675	4	72	76	37	25	38	18	212	6.1
13-14	UCLA	37-37	952	153-287	.533	96-123	.780	24	81	105	63	51	38	14	422	11.4
14-15	UCLA	36-36	1244	213-467	.456	127-169	.751	21	148	169	75	66	80	16	591	16.4
TOTALS		141-83	3555	503-1090	.461	259-347	.746	58	366	424	214	158	180	57	1376	9.8

Three-point field goals: 2011-12: 26-75 (.347); 2012-13: 27-92 (.293); 2013-14: 20-68 (.294); 2014-15: 38-119 (.319); **Totals:** 111-354 (.314).

Personal fouls / Disqualifications: 2011-12: 45/0; 2012-13: 67/0; 2013-14: 85/2; 2014-15: 91/1; **Totals:** 288/3.



POSITION:	Forward-Guard	BIRTHDATE:	February 5, 1991 (Portland, Oregon)
HEIGHT:	6-7	HIGH SCHOOL:	Jefferson (Portland, Oregon)
WEIGHT:	206	COLLEGE:	Washington '12
NBA EXPERIENCE:	3 Years	YEARS WITH RAPTORS:	3

HOW ACQUIRED: First-round draft choice (eighth overall) in 2012.

CONTRACT STATUS: Signed through 2015-16 season.



2014-15 SEASON: Averaged 9.8 points, 2.8 rebounds and 25.3 minutes in a career-best 82 contests ... Averaged 10.6 points, 2.8 rebounds and 27.0 minutes in 61 starts ... Came off the bench for 21 consecutive games from Jan. 19 – Mar. 4 ... Scored in double figures in 39 games, with five 20-point outings ... Led the club with 33 made three-pointers in March ... Made a season-high six three-pointers en route to 20 points Mar. 8 at Oklahoma City ... Paced the team with a career-high seven assists Mar. 6 at Charlotte ... Scored a season-high 23 points on 9-for-16 shooting, including five threes, Feb. 4 vs. Brooklyn ... Came off the bench for the first time this season Jan. 19 at Milwaukee to lead the reserves with 16 points on 7-for-12 shooting from the field ... Made at least one three-pointer in a career-high 14 straight games (Dec. 14 – Jan. 12) ... Pulled down a season and team-high eight rebounds Dec. 28 at Denver ... Scored a team-high 22 points Dec. 14 at New York ... Reached 20 points in back-to-back games (Nov. 30 – Dec. 2) for the first time in his career with 20 points at Sacramento on Dec. 2 and at L.A. Lakers on Nov. 30 ... Became first Raptor to make 4+ three pointers in three straight games (Nov. 7-11) since Anthony Parker (Apr. 8-13, 2007) ... Scored 17+ points in three straight games (Nov. 7-11), averaging 17.3 points ... Totaled 18 points (4-6 3FG) and five boards Nov. 7 vs. Washington ... **Playoffs:** Averaged 7.0 points, 1.5 rebounds and 26.7 minutes in the first-round series vs. Washington ... Had a series high of 10 points in Game 3 (Apr. 24) at Washington.

PROFESSIONAL CAREER: Has career averages of 9.1 points, 2.6 rebounds and 23.3 minutes in 236 games (125 starts) ... Has seen action in 11 postseason games, averaging 5.7 points, 1.8 rebounds and 24.1 minutes ... **2013-14:** Appeared in 81 games with 62 starts ... Averaged 10.9 points, 3.1 rebounds and 26.7 minutes in 73 contests ... Moved into the starting lineup Dec. 10 and started 62 of the team's final 63 games (missed Mar. 2 vs. Golden State with a sprained left ankle) ... Averaged 12.2 points, 3.3 rebounds and 29.0 minutes in his 62 starts ... The Raptors finished 29-12 when he reached double figure scoring ... Scored 20+ points eight times ... Registered 14 points and tied his career high with nine rebounds Apr. 2 vs. Houston ... Scored in double digits in a career-high seven consecutive games (Feb. 21 – Mar. 10), averaging 15.7 points ... Tallied a team-high 20 points Feb. 21 vs. Cleveland ... Helped the East Team (Paul George, John Wall) win the 2014 Sprite Slam Dunk at All-Star Weekend in New Orleans, participating in the Sprite Slam Dunk for the second consecutive year ... Blocked a career-high three shots Jan. 31 at Denver ... Averaged 13.0 points and shot .404 (42-for-104) from three-point range in January ... Matched Vince Carter's franchise record with 51 points and matched his career best with nine rebounds Jan. 25 vs. L.A. Clippers; set career high in fields goals made and attempted (16-for-29), three pointers made and attempted (10-for-17), free throws made and attempted (9-for-10) and minutes played (44) ... Grabbed a team high-tying eight rebounds Jan. 7 at Indiana; led the team in rebounding for the first time in his career ... Averaged 11.6 points and shot .463 (31-for-67) from three-point range in December ... Scored 23 points Dec. 28 vs. New York, going 7-for-11 from three-point range ... Dished out a career-high four assists Dec. 14 at Chicago ... Scored 14 points in his first start of the season Dec. 10 vs. San Antonio ... **Playoffs:** Started all seven games, averaging 5.0 points, 2.0 rebounds and 22.5 minutes in the first-round series against the Nets ... Scored in double figures once in Game 7 on May 4 at Air Canada Centre with 11 points in a high of 30 minutes ... **2012-13:** Averaged 6.4 points, 2.0 rebounds and 17.0 minutes in 73 contests ... Inactive for one game ... DNP-CD for five games ... DND for three games ... Led the team in scoring twice and bench points 16 times ... Scored in double digits 22 times ... Averaged 13.5 points, 5.5 rebounds and 29.5 minutes in two games as a starter ... Missed three games due to a sprained left ankle (Mar. 9, Apr. 12 and Apr. 17) ... Scored 10+ points in three straight games (Mar. 6-13) ... Made his first career start Mar. 10 vs. Cleveland and matched his season high with three assists ... Did not dress Feb. 22 vs. New York due to the stomach flu ... Won the 2013 Sprite Slam Dunk during All-Star Saturday Night on Feb. 16 in Houston; defeated Jeremy Evans (Utah) in the final round with 58% of the fan votes ... Averaged 7.8 points, 2.6 rebounds and 18.9 minutes during 14 games in January ... Equaled career best with four assists vs. Orlando on Jan. 29 ... Scored a team high-tying 18 points Jan. 18 at Philadelphia ... Grabbed a career-high nine rebounds Jan. 15 at Brooklyn ... Left in the third quarter Jan. 6 vs. Oklahoma City with a sprained left ankle ... Poured in a game-high 26 points with six three-pointers Jan. 2 vs. Portland ... Scored in double figures in four-of-five contests (Dec. 21 – Jan. 2) ... Averaged 7.9 points and 2.4 rebounds during 14 games in December ... Scored a bench-high 13 points with three three-pointers Dec. 21 vs. Orlando ... Scored 11 of his 18 points in the second quarter and added a career-high four offensive rebounds Dec. 14 vs. Dallas ... Scored 19 points in 36 reserve minutes Nov. 27 at Houston ... Scored first NBA points Nov. 4 vs. Minnesota ... Recorded one rebound in six minutes during his NBA debut Oct. 31 vs. Indiana.

COLLEGE CAREER: Played two seasons at Washington ... Earned first-team All-Pac-12 honours as a sophomore after averaging 16.4 points, 6.4 rebounds and 31.1 minutes in 35 games ... Ranked among Pac-12 leaders in eight categories including: points (4th), rebounds (6th), three-pointers per game (2.1, 8th) and blocks (0.9, 13th) ... Averaged 25.0 points in four games during Washington's run to the NIT semifinals, earning all-tournament selection ... Shot a perfect 15-of-15 from the free throw line and led UW shooters from three point range, making 15-of-37 attempts (.405) ... Posted a career-high 32 points with eight rebounds vs. Northwestern on Mar. 16 in the NIT ... Collected 25 points and a season-high five steals vs. Arizona on Feb. 18 ... Had 21 points, 13 rebounds and two blocks Feb. 12 at Oregon State ... Had a double-double vs. USC on Feb. 4 with 10 points and a season-best 14 rebounds; one of six point-rebound double-doubles overall ... Totaled 30 points and a career high-tying 14 rebounds Jan. 15 vs. Washington State ... As a freshman, averaged 8.0 points and 2.8 rebounds in 17.4 minutes ... Was Honorable Mention Pac-10 All-Freshman ... Made first career starts in the Pac-10 Tournament, averaging 15.3 points and 2.7 rebounds, and shooting .528 percent from the field to earn a spot on the five-man All-Pac-10 Tournament team ... Scored in double figures in 12-of-34 appearances ... Set season highs with 25 points (11-18 FGs), four steals and two blocks in 27 minutes Jan. 6 vs. Oregon ... Tallied 16 points Mar. 12 in Pac-12 Tournament game vs. Arizona, including a clutch three-pointer that helped send the game into overtime ... Tallied a team-high 19 points Mar. 20 vs. North Carolina in the NCAA Tournament.

HIGH SCHOOL CAREER: Played at Jefferson High as a freshman and sophomore ... Spent junior season at Montrose Christian (Rockville, Md.), but returned to

Jefferson for his senior year (did not play high school basketball as a senior, due to his mid-year transfer) ... Was first team All-Metro in 2009 after averaging 13.5 points for No. 1 ranked Montrose ... Was the 2008 Oregon 5A Player of the Year as a sophomore, leading Jefferson to the state title.

PERSONAL: Attended Jefferson High with University of Kentucky and 2012 first-round pick (Houston) forward Terrence Jones.

CAREER HIGHS

Points	51, Toronto vs. LA Clippers, 1/25/2014	Off. Rebounds	4, Toronto vs. Dallas, 12/14/2012
FGM	16, Toronto vs. LA Clippers, 1/25/2014	Def. Rebounds	9, Toronto vs. Houston, 4/2/2014
FGA	29, Toronto vs. LA Clippers, 1/25/2014	Total Rebounds	9, Toronto vs. Houston, 4/2/2014 (3 times)
3PM	10, Toronto vs. LA Clippers, 1/25/2014	Assists	4, Toronto vs. Orlando, 1/29/2014 (twice)
3PA	17, Toronto vs. LA Clippers, 1/25/2014	Steals	7, Toronto at Charlotte, 3/6/2015
FTM	9, Toronto vs. LA Clippers, 1/25/2014	Blocks	3, Toronto at Denver, 1/31/2014
FTA	10, Toronto vs. LA Clippers, 1/25/2014	Minutes	44, Toronto vs. LA Clippers, 1/25/2014

PLAYOFF CAREER HIGHS

Points	11, Toronto vs. Brooklyn, 5/4/2014	Off. Rebounds	1, Toronto vs. Brooklyn, 4/30/2014
FGM	5, Toronto vs. Brooklyn, 5/4/2014	Def. Rebounds	3, Toronto vs. Washington, 4/18/2015 (twice)
FGA	12, Toronto vs. Brooklyn, 5/4/2014	Total Rebounds	3, Toronto vs. Washington, 4/18/2015 (twice)
3PM	3, Toronto vs. Washington, 4/21/2015	Assists	2, Toronto at Washington, 4/24/2015
3PA	6, Toronto vs. Washington, 4/18/2015	Steals	2, Toronto at Washington, 4/24/2015 (twice)
FTM	2, Toronto at Brooklyn, 4/25/2014	Blocks	2, Toronto vs. Washington, 4/18/2015
FTA	3, Toronto vs. Brooklyn, 5/4/2014	Minutes	31, Toronto at Washington, 4/26/2015

TERRENCE ROSS NBA CAREER STATS

YEAR	TEAM	G-GS	MIN	FG-FGA	PCT	FT-FTA	PCT	OFF	DEF	REB	AST	ST	TO	BLK	PTS	AVG
12-13	Tor	73-2	1239	186-457	.407	30-42	.714	35	109	144	53	43	48	14	467	6.4
13-14	Tor	81-62	2159	318-751	.423	82-98	.837	43	209	252	79	64	88	27	879	10.9
14-15	Tor	82-61	2092	309-753	.410	44-56	.786	32	194	226	86	53	69	25	807	9.8
TOTALS		236-125	5490	813-1961	.415	156-196	.796	110	512	622	218	160	205	66	2153	9.1

Three-point field goals: 2012-13: 65-196 (.332); 2013-14: 161-408 (.395); 2014-15: 145-390 (.372); **Totals:** 371-994 (.373).

Personal fouls / Disqualifications: 2012-13: 122/0; 2013-14: 183/5; 2014-15: 136-1; **Totals:** 441/6.

TERRENCE ROSS NBA PLAYOFF STATS

YEAR	TEAM	G-GS	MIN	FG-FGA	PCT	FT-FTA	PCT	OFF	DEF	REB	AST	ST	TO	BLK	PTS	AVG
13-14	Tor	7-7	158	14-47	.298	3-5	.600	1	13	14	2	6	8	3	35	5.0
14-15	Tor	4-4	107	11-29	.379	0-0	----	0	6	6	4	3	2	4	28	7.0
TOTALS		11-11	265	25-76	.329	3-5	.600	1	19	20	6	9	10	7	63	5.7

Three-point field goals: 2013-14: 4-24 (.167); 2014-15: 6-18 (.333); **Totals:** 10-42 (.238).

Personal fouls / Disqualifications: 2013-14: 19/0; 2014-15: 10/0; **Totals:** 29/0.

POSITION:	Forward	BIRTHDATE:	April 30, 1980 (Buenos Aires, Argentina)
HEIGHT:	6-9	HIGH SCHOOL:	N/A
WEIGHT:	241	COLLEGE:	N/A
NBA EXPERIENCE:	8 Years	YEARS WITH RAPTORS:	First

HOW ACQUIRED: Signed as a free agent July 15, 2015.

CAREER TRANSACTIONS: Second-round draft choice (56th overall) by San Antonio in 2002; **July 12, 2007:** Traded by San Antonio with Jackie Butler to Houston for Vassilis Spanoulis and a 2009 second-round pick; **July 13, 2012:** Waived by Houston; **July 15, 2012:** Claimed off waivers by Phoenix; **July 27, 2013:** Traded by Phoenix to Indiana for Gerald Green, Miles Plumlee and a future first-round pick; **July 15, 2015:** Signed as a free agent with Toronto.

CONTRACT STATUS: Signed through 2015-16 season.



2014-15 SEASON: Appeared in 81 games, averaging 9.4 points, 6.5 rebounds and 20.5 minutes ... Averaged 9.3 points, 7.5 rebounds and 24.9 minutes in 16 starts ... Scored in double figures 40 times, including 20 or more points twice ... Collected 10+ rebounds 11 times and recorded nine double-doubles (second on the team) ... Led the team in scoring three times and rebounding 17 times ... Passed the 8,000 career-point mark Apr. 8 at New York ... Recorded a season-high 23 points (10-15 FG), including 17 in the fourth quarter, and 12 rebounds Apr. 5 vs. Miami ... Contributed 17 points and a season-high 15 rebounds Mar. 12 vs. Milwaukee ... Was a DNP-CD for the first time in his career Jan. 29 vs. New York, ending a streak of 277 consecutive games ... Scored in double digits in four straight games (Dec. 4-10), averaging 11.3 points ... Started the first 15 games of the regular season (Oct. 29 – Nov. 26) ... Grabbed 4,000th career rebound Nov. 19 vs. Charlotte ... Registered 21 points on 10-for-12 shooting and grabbed 11 rebounds Nov. 15 at Chicago ... Recorded 1,000th career assist Nov. 12 at Miami.

PROFESSIONAL CAREER: Owns career averages of 12.7 points, 7.0 rebounds and 26.8 minutes in 631 games (428 starts) with the Houston Rockets (2007-12), Phoenix Suns (2012-13) and Indiana Pacers (2013-15) ... Shooting .497 (3,329-6,693) from the field ... Averaging 14.8 points, 7.8 rebounds and 30.5 minutes as a starter ... Since entering the NBA, has appeared in 631 of a possible 640 regular season games (.986) ... Has played a full slate of regular season games in six of eight NBA seasons (2007-10, 2011-14) ... Played in a career-best 311 consecutive regular season games Oct. 30, 2007 - March 7, 2011 ... Has scored in double figures 414 times with 104 career 20-point performances ... Reached the 30-point plateau nine times ... Recorded 125 career double-doubles and one 20-point, 20-rebound game (Mar. 6, 2010 at Minnesota) ... In the playoffs, averaging 10.3 points, 5.6 rebounds and 24.0 minutes in 37 career games (19 starts) ... Scored in double digits in 22-of-37 contests with seven double-doubles ... Three-time Olympian (2004, 2008, 2012) ... Averaged 18.0 points at the 2012 Summer Olympic Games in London ... Earned a bronze medal at the 2008 Beijing Olympic Games, averaging 18.9 points ... Helped Argentina capture the country's first Olympic gold medal in basketball at the 2004 Olympic Games in Athens, averaging 17.6 points and 5.0 rebounds ... Finished as the fifth-leading scorer at the 2014 FIBA World Cup, averaging 19.5 points ... Led Argentina to its second title at the 2012 FIBA Americas Championship ... Averaged a tournament-high 21.4 points, earning FIBA Americas MVP and All-Tournament Team honours ... Participated in the 2010 FIBA World Championship in Turkey, averaging a tournament-high 27.1 points ... Led Argentina to a bronze medal at the 2009 FIBA Americas Championship, garnering MVP honours after leading the tournament in scoring (23.3) ... Guided Argentina to a silver medal at the 2007 FIBA Americas Championship, capturing the tournament MVP (19.5 points, 7.5 rebounds) ... Won a silver medal at the 2002 World Championships, a gold medal at the 2001 Americas Championship and a silver medal at the 1999 South American Championship ... **2013-14:** Was the only player on the Pacers to appear in all 82 regular season games ... Averaged 7.6 points, 4.8 rebounds, 1.0 assists and 17.1 minutes ... Shot .470 (263-560) from the floor ... Averaged 17.0 points, 8.5 rebounds and 27.6 minutes in two starts ... Reached double figures in scoring 22 times ... The Pacers were a perfect 7-0 when he led (or tied) the team in rebounding ... Scored 10+ points in a season-high five straight games Apr. 6-16, averaging 13.2 points ... Scored a season-high 24 points in his first start of the season Apr. 9 at Milwaukee ... Posted lone double-double with 12 points and a season-best 10 rebounds Dec. 7 at San Antonio ... Eclipsed the 7,000 career-point barrier Jan. 28 at L.A. Lakers ... **Playoffs:** Averaged 6.1 points, 2.3 rebounds and 13.5 minutes in 18 games off the bench ... Scored 20 points in 19 minutes Apr. 22 vs. Atlanta ... **2012-13:** Posted averages of 12.8 points, 6.6 rebounds and 26.6 minutes in 82 games (67 starts) with Phoenix ... Shot .472 (432-915) from the field and a career-best .787 (181-230) at the free throw line ... Averaged 13.2 points, 6.9 boards and 27.6 minutes as a starter ... Scored in double figures 55 times, including 20+ points 12 times ... Collected 10+ rebounds on 16 occasions and registered 15 double-doubles ... Averaged a double-double with 16.1 points and 10.0 rebounds during eight games in April ... Grabbed a season-high 15 rebounds twice: Apr. 15 vs. Houston and Apr. 10 at Dallas ... Scored a season-high 33 points on 16-for-26 shooting Dec. 29 at Minnesota ... **2011-12:** Appeared in 66 contests (all starts), averaging 15.5 points, 6.5 rebounds and 31.3 minutes ... Shot .491 (436-888) from the floor ... Scored in double digits in 58-of-66 contests ... Scored 20 or more points 14 times, including a season-high 30 points Mar. 11 at Cleveland ... Recorded 10+ rebounds 12 times and had 11 double-doubles ... Averaged 17.4 points in the month of March (16 games) ... Moved into ninth place on Houston's all-time rebounding list Mar. 30 vs. Memphis ... Became the 19th player in Rockets history to reach 5,000 career points Feb. 14 at Memphis ... **2010-11:** Averaged career highs of 18.3 points and 2.5 assists, with 8.2 rebounds in 74 games (all starts) ... Shot .504 (569-1,129) from the field; his fourth consecutive season shooting at least 50 per cent from the floor ... Scored 10+ points in 67-of-74 contests ... Reach the 20-point plateau 32 times with four 30-point performances ... Collected double digit rebounds 21 times and registered 19 double-doubles ... Scored in double figures in a career-best 30 consecutive games, Nov. 6 - Jan. 3 ... Recorded a season-high 36 points and tied a season-high with 16 rebounds Oct. 27 at Golden State ... **2009-10:** Posted averages of 16.2 points, 8.6 rebounds and 32.6 minutes in 82 games (all starts) ... Shot .514 (560-1,090) from the floor ... Reached double figures in scoring in 70 games and scored 20 or more points 26 times ... Totaled double-digit rebounds 33 times ... Recorded 32 double-doubles ... Scored 20+ points in a career-high six consecutive games Mar. 6-17 ... Recorded his lone career 40-point game with 44 points (20-25 FG, 4-6 FT) Mar. 13 vs. New Jersey ... Contributed 25 points and set a career high with 21 rebounds Mar. 6 at Minnesota ... **2008-09:** Averaged 12.7 points, a career-high 8.8 rebounds and 30.3 minutes in 82 contests (all starts) ... Shot a career-best .531 (424-799) from the field ... Scored 10+ points 59 times and scored 20 or more points on nine occasions ... Grabbed 10+ rebounds 33 times and had 28 double-doubles ... Scored a season-high 28 points Apr. 10 at Golden State ... Pulled down a season-high 18 rebounds twice: Feb. 3 vs. Chicago and Nov. 26 vs. Indiana ... **Playoffs:** Averaged 14.4 points, 8.4 rebounds and 32.6



minutes in 13 games (all starts) ... Scored in double figures 12 times, including two 20-point efforts ... Registered four double-doubles ... Recorded a playoff-high 24 points (10-17 FG, 4-5 FT) in 36 minutes May 14 vs. L.A. Lakers ... Collected a playoff-high 14 rebounds with 11 points May 10 vs. L.A. Lakers ... **2007-08:** Averaged 10.3 points, 6.4 rebounds and 24.7 minutes in 82 games ... Started 39 contests, averaging 13.0 points, 7.7 rebounds and 29.1 minutes ... Earned All-Rookie Team honours after ranking fifth in scoring, second in rebounding and first in field goal percentage among qualified rookies ... Part of a Rockets team that won 22 consecutive games, second-most in NBA history at the time ... Reached double digits in scoring 43 times and scored 20+ points nine times ... Collected 10 or more rebounds 14 times ... Recorded 10 double-doubles ... Scored a season-high 24 points Mar. 30 at San Antonio ... Hauled down three rebounds in nine minutes in NBA debut Oct. 30 at L.A. Lakers ... **Playoffs:** Averaged 14.0 points, 9.3 rebounds and 36.7 minutes in six starts ... Scored in double digits five times, including a high of 18 points Apr. 29 vs. Utah ... Had three double-doubles ... **2006-07:** Averaged 17.0 points and 7.2 rebounds in 29 regular season games with Tau Ceramica ... Named Spanish League MVP ... Captured the Spanish National Cup ... Averaged 15.5 points and 5.9 rebounds in 23 Euroleague contests ... Selected to the All-Euroleague First Team ... Earned Euroleague December MVP honours ... **2005-06:** Averaged 16.9 points and 7.3 boards in 43 games with Tau Ceramica ... Captured the Spanish National Cup (King's Cup) and Spanish SuperCup ... Posted averages of 14.7 points and 6.6 rebounds in 25 Euroleague games ... Named to the All-Euroleague First Team ... **2004-05:** Averaged 18.5 points and 6.7 rebounds in 33 contests with Tau Ceramica ... Named Spanish League MVP ... Won the Spanish SuperCup and was named MVP of the tournament ... Selected to the All-Euroleague Second Team, averaging 15.1 points and 6.4 rebounds in 24 games ... Reached the Euroleague Finals ... **2003-04:** Averaged 17.2 points and 6.8 rebounds in 28 games with Tau Ceramica ... Captured the Spanish National Cup ... Posted averages of 15.2 points and 6.0 rebounds in 14 Euroleague games ... **2002-03:** Averaged 16.0 points and 5.9 rebounds in 28 games with Tau Ceramica ... Averaged 15.1 points and 5.0 rebounds in 16 Euroleague contests ... **2001-02:** Averaged 14.6 points and 4.7 rebounds in 34 games with Tau Ceramica ... Won the Spanish ACB League Championship, the Spanish National Championship and the Spanish National Cup ... **2000-01:** Averaged 11.2 points and 4.5 rebounds with Tau Ceramica ... Averaged 8.7 points and 4.4 rebounds in Euroleague competition ... Was a Euroleague Finalist ... **1999-00:** Averaged 14.7 points and 5.5 rebounds while on loan to Gijon ... Selected as the ACB Spanish League Rookie of the Year ... **1998-99:** Signed with Tau Ceramica in Spain but was loaned to Gijon of the (LEB) Spanish League Second Division ... Helped the club get promoted to the (ACB) Spanish League First Division, averaging 15.8 points and 10.3 rebounds in 35 games ... **1997-98:** In 54 games, averaged 10.4 points and 4.8 rebounds with Ferro Carril Oeste ... **1996-97:** Averaged 5.3 points and 2.4 rebounds in 43 games with Ferro Carril Oeste ... **1995-96:** Averaged 1.3 points in four games with Ferro Carril Oeste in Argentina.

PERSONAL: Enjoys spending time with his family, playing pool and fishing ... Favorite musical group is U2... Lists favorite vacation destination as Minorca in the Mediterranean ... Obtained Spanish citizenship in September, 2000.

CAREER HIGHS

Points	44, Houston vs. New Jersey, 3/13/2010	Off. Rebounds	9, Houston at Chicago, 12/22/2007
FGM	20, Houston vs. New Jersey, 3/13/2010	Def. Rebounds	14, Houston vs. Sacramento, 3/3/2010 (4 times)
FGA	28, Houston vs. Oklahoma City, 1/7/2012	Total Rebounds	21, Houston at Minnesota, 3/6/2010
3PM	1, Indiana at Philadelphia, 2/20/2015 (10 times)	Assists	10, Phoenix vs. Sacramento, 12/17/2012
3PA	3, Indiana at Dallas, 11/24/2014	Steals	5, Houston vs. Memphis, 2/29/2008
FTM	14, Houston vs. San Antonio, 2/26/2010	Blocks	3, Phoenix vs. Utah, 1/4/2013 (6 times)
FTA	17, Houston vs. Minnesota, 11/7/2010	Minutes	51, Houston at Boston, 4/2/2010

PLAYOFF CAREER HIGHS

Points	24, Houston vs. L.A. Lakers, 5/14/2009	Off. Rebounds	8, Houston vs. Utah, 4/19/2008
FGM	10, Houston vs. L.A. Lakers, 5/14/2009 (Twice)	Def. Rebounds	12, Houston vs. L.A. Lakers, 5/10/2009
FGA	18, Houston vs. Portland, 4/26/2009	Total Rebounds	14, Houston vs. L.A. Lakers, 5/10/2009
3PM	1, Indiana at Washington, 5/9/2014	Assists	4, Houston at L.A. Lakers, 5/12/2009 (Twice)
3PA	1, Indiana at Miami, 5/26/2014 (4 times)	Steals	2, Indiana vs. Atlanta, 4/19/2014 (5 times)
FTM	8, Houston at Utah, 4/24/2008	Blocks	2, Indiana vs. Washington, 5/5/2014
FTA	10, Houston at Utah, 4/24/2008 (Twice)	Minutes	44, Houston vs. Utah, 4/21/2008

LUIS SCOLA NBA CAREER STATS

YEAR	TEAM	G-GS	MIN	FG-FGA	PCT	FT-FTA	PCT	OFF	DEF	REB	AST	ST	TO	BLK	PTS	AVG
07-08	Hou	82-39	2,024	345-670	.515	157-235	.668	174	351	525	106	60	105	19	847	10.3
08-09	Hou	82-82	2,488	424-799	.531	196-258	.760	200	520	720	123	68	123	11	1,044	12.7
09-10	Hou	82-82	2,671	560-1,090	.514	208-267	.779	175	530	705	169	63	163	26	1,329	16.2
10-11	Hou	74-74	2,412	569-1,129	.504	214-290	.738	147	459	606	185	48	147	44	1,352	18.3
11-12	Hou	66-66	2,067	436-888	.491	153-198	.773	122	306	428	140	35	153	24	1,025	15.5
12-13	Pho	82-67	2,184	432-915	.472	181-230	.787	158	383	541	182	67	126	35	1,048	12.8
13-14	Ind	82-2	1,399	263-560	.470	99-136	.728	86	305	391	81	26	108	16	626	7.6
14-15	Ind	81-16	1,647	300-642	.467	158-226	.699	138	388	526	105	47	94	18	763	9.4
TOTALS		631-428	16,893	3,329-6,693	.497	1,366-1,840	.742	1,200	3,242	4,442	1,091	414	1,019	193	1,796	12.7

Three-point field goals: 2007-08: 0-3 (.000); 2008-09: 0-3 (.000); 2009-10: 1-5 (.200); 2010-11: 0-3 (.000); 2011-12: 0-3 (.000); 2012-13: 3-16 (.188); 2013-14: 1-7 (.143); 2014-15: 5-20 (.250); **Totals:** 10-60 (.167).

Personal fouls / Disqualifications: 2007-08: 235/2; 2008-09: 261/2; 2009-10: 246/2; 2010-11: 227/4; 2011-12: 214/1; 2012-13: 257/6; 2013-14: 164/0; 2014-15: 192/0; **Totals:** 1,796/17.

LUIS SCOLA NBA PLAYOFF STATS

YEAR	TEAM	G-GS	MIN	FG-FGA	PCT	FT-FTA	PCT	OFF	DEF	REB	AST	ST	TO	BLK	PTS	AVG
07-08	Hou	6-6	220	30-67	.448	24-35	.686	24	32	56	8	4	12	1	84	14.0
08-09	Hou	13-13	424	77-156	.494	33-49	.673	28	81	109	23	7	22	3	187	14.4
13-14	Ind	18-0	243	48-105	.457	13-22	.591	11	31	42	9	6	7	3	110	6.1
TOTALS		37-19	887	155-328	.473	70-106	.660	63	144	207	40	17	41	7	381	10.3

Three-point field goals: 2007-08: 0-1 (.000); 2008-09: 0-0; 2013-14: 1-3 (.333); **Totals:** 1-4 (.250).

Personal fouls / Disqualifications: 2007-08: 30/2; 2008-09: 45/0; 2013-14: 29/0; **Totals:** 104/2.

POSITION:	Centre	BIRTHDATE:	May 6, 1992 (Utena, Lithuania)
HEIGHT:	7-0	HIGH SCHOOL:	N/A
WEIGHT:	265	COLLEGE:	N/A
NBA EXPERIENCE:	3 Years	YEARS WITH RAPTORS:	3

HOW ACQUIRED: First-round draft choice (5th overall) in 2011.

CONTRACT STATUS: Signed through 2015-16 season.



2014-15 SEASON: Averaged a career-high 12.0 points, with a team high of 8.7 rebounds (T-18th in the NBA) and 1.2 blocks (32nd in NBA), along with 26.1 minutes in 80 contests ... Finished second in the NBA with a .572 (373-for-652) field goal percentage ... Led the team in double-doubles (22), rebounds (693) and blocks (93) ... Paced the club on the glass 47 times ... Had double-digit rebound totals in 31 games ... Was 9-of-11 from the field en route to 18 points Apr. 15 vs. Charlotte ... Had 12 points and 14 rebounds Apr. 4 vs. Boston ... Matched his career high with five blocks Mar. 30 vs. Houston ... Blocked at least one shot in 11 consecutive games (Mar. 2-24) ... Inactive (Personal) Mar. 13 vs. Miami ... Recorded team highs of 26 points and 11 rebounds Mar. 4 vs. Cleveland ... Tied career high with eight offensive boards Feb. 20 at Atlanta ... Collected a season-high 16 rebounds and equaled his career best with 13 defensive boards Feb. 8 vs. San Antonio ... Set a career high with 31 points, making a career-best 14 field goals, Jan. 12 vs. Detroit ... Scored 20+ points in back-to-back games for the first time in his career with 22 points (and 11 rebounds) Dec. 27 at L.A. Clippers and 20 points (with a career-high 18 FGAs) Dec. 22 at Chicago ... Matched a career high with three straight double-doubles (Dec. 8-12), averaging 15.3 points and 13.7 rebounds ... Led the team with 18 points and 15 rebounds Dec. 9 at Cleveland ... Paced the team in rebounds in six straight games (Nov. 24 - Dec. 3), averaging 9.7 ... Posted team highs of 27 points (10-11 FG, 7-8 FT) and 11 rebounds Nov. 24 vs. Phoenix ... Scored 17 points and grabbed a team-high 14 rebounds Nov. 15 vs. Utah ... Inactive for one game (Nov. 5) with a right hand contusion ... Led the team with 17 points on opening night Oct. 29 vs. Atlanta ... **Playoffs:** Averaged 11.3 points, a team-best 9.3 rebounds and 26.4 minutes in the opening round series against Washington ... Had a double-double in Game Two (Apr. 21) with 15 points and 10 rebounds ... Recorded a series-best 16 points (7-10 FG, 2-2 FT), with nine rebounds, in Game Four (Apr. 26).

PROFESSIONAL CAREER: Has averaged 10.9 points, 8.0 rebounds and 26.3 minutes in 223 NBA regular season games (218 starts) ... Has shot .553 (936-1,694) from the field ... Has appeared in 11 playoff games, averaging 10.7 points, 9.6 rebounds and 27.8 minutes ... Has shot .575 (50-87) from the floor ... Competed for Lithuania in September at the Eurobasket Championship and earned a silver medal ... Was named NBA Summer League 2013 MVP after averaging 18.8 points, 10.0 rebounds and 29.3 minutes in four outings ... Shot .561 (23-41) from the field and .879 (29-33) from the foul line ... Won FIBA Europe Young Men's Player of the Year for 2011 and 2012 ... Participated in the 2012 Olympic Games with the Lithuanian National team, averaging 4.2 points, 4.0 rebounds and 11.7 minutes in six games ... Posted highs of seven points, nine rebounds and 16 minutes vs. Russia ... **2013-14:** Averaged 11.3 points, a team-leading 8.8 rebounds and 28.2 minutes in 81 games, all starts ... Led the team in rebounds (714), offensive rebounds (226) and double-doubles (26) ... Toronto was 21-11 when he collected 10+ rebounds ... Scored in double figures in 11 straight games from Mar. 26 - Apr. 14 ... Had 14 points and 13 rebounds Apr. 14 vs. Milwaukee ... Grabbed a career-best 21 rebounds and added 14 points Apr. 11 vs. New York; became the ninth Raptor to record 20+ rebounds in a game ... Tossed in a season-high 26 points (10-14 FG) vs. Philadelphia on Apr. 9 ... Played a career-high 45 minutes Mar. 21 vs. Oklahoma City ... Missed the Mar. 19 game at New Orleans with a sprained lower back; sustained the injury in the third quarter the night before at Atlanta ... Averaged 9.7 points and 8.3 rebounds during 12 games in February ... Tallied 23 points vs. Memphis, going 11-of-15 from the floor ... Started and played 19 minutes in the BBVA Compass Rising Stars Challenge at All-Star Weekend in New Orleans; finished with four points, two rebounds and two assists ... Scored in double figures in seven straight games Jan. 25 - Feb. 5, averaging 17.6 points ... Averaged 10.5 points and a team-high 9.1 rebounds in January ... Posted three straight double-doubles Jan. 25-29, averaging 17.0 points and 13.3 rebounds ... Averaged 12.4 points and 9.4 rebounds during 14 games in December ... Led (or tied) the team in rebounding in five straight games Dec. 23 - Jan. 1, averaging 11.6 caroms ... Recorded team highs of 15 points and nine rebounds Dec. 31 at Chicago; first time leading the team in both scoring and rebounding in the same game ... Grabbed 18 rebounds Dec. 27 at New York ... **Playoffs:** Started all seven games of the first-round series against Brooklyn, averaging 10.9 points, a team-best 9.7 rebounds and 28.6 minutes (third on the club) ... Shot .633 (31-49) from the floor ... Scored in double figures in four games and had 10+ rebounds on three occasions ... Posted a double-double in the first three games ... Had highs of 17 points and 18 rebounds (a team playoff record) in 35 minutes in Game 1 at Air Canada Centre on Apr. 19 ... Recorded 14 points and 15 rebounds in 35 minutes in Game 2 in Toronto on Apr. 22 ... Posted 10 points and 10 boards on Apr. 25 at Brooklyn (Game 3) ... Scored 16 points on seven-of-10 shooting from the field Apr. 30 in Game 5 at Air Canada Centre ... **2012-13:** Averaged 8.9 points, 6.0 rebounds and 23.9 minutes in 62 games ... Ranked among top-3 rookies for field goal percentage (.557), rebounds (6.0) and blocks (1.26) ... Inactive for 20 games ... Missed two games (Apr. 12-14) due to flexion extension injury of his neck ... Averaged 9.4 points, 6.1 rebounds, 1.3 blocks and 25.0 minutes in 57 starts ... Scored in double digits 28 times ... Led the team on the glass 18 times ... Had eight double-doubles and grabbed 10+ rebounds 10 times ... Scored in double figures in 12 consecutive games (Mar. 15 - Apr. 6) ... Poured in a season-best 24 points and set team rookie records shooting 16-for-18 at the free throw line Apr. 3 vs. Washington ... Matched a career-high with five blocked shots Apr. 1 vs. Detroit ... Named Eastern Conference Rookie of the Month for March, averaging 11.4 points, 7.3 rebounds and shooting .620 from the field in 15 games ... Recorded 14 points, matched a season-high with 13 rebounds and blocked four shots Mar. 29 at Detroit ... Scored a team-high 19 points Mar. 27 vs. Atlanta ... Recorded back-to-back double-doubles (Feb. 8-10) ... Grabbed a career high-tying 13 rebounds Feb. 8 at Indiana ... Returned to the lineup Feb. 1 vs. L.A. Clippers and grabbed three rebounds in 13 minutes ... Missed 18 games (Dec. 26 - Jan. 30) with a fractured metacarpal on his right ring finger ... Made 28 straight starts prior to being placed on the inactive list Dec. 26 at San Antonio; became the first rookie to start each of his team's first 20 games of a season as a centre since Shaquille O'Neal started Orlando's first 67 games in 1992-1993 ... Left at the 7:31 mark of the first quarter with a fractured metacarpal on his right ring finger Dec. 21 vs. Orlando ... Registered at least one blocked shot in 10 straight games (Nov. 18 - Dec. 5) ... Scored 22 points Nov. 25 vs. San Antonio ... Recorded back-to-back double-doubles (Nov. 20-21) ... Corralled 11 boards Nov. 20 at Philadelphia ... Scored a team-high 18 points and had six boards Nov. 6 at Oklahoma City ... On Oct. 31 vs. Indiana, joined Damon Stoudamire



as the only rookies in team history to post a double-double (12 pts, 10 rebs) in his NBA debut ... Became the fifth rookie in team history to start on opening night ... Named FIBA Europe Young Men's Player of the Year for 2012 ... **2011-12:** Averaged 14.2 points, 7.4 rebounds, 1.9 blocks and 23.5 minutes in 23 contests in the Lithuanian League ... Scored in double figures in 17 games and grabbed double-digit totals in rebounds in seven outings ... Shot .682 from the field and .825 from the charity stripe ... Grabbed a season-high 14 rebounds Dec. 23 against Juventus ... Had a season-high 25 points (8-10 FG) with 12 rebounds and a season-best six blocks Nov. 12 against Pieno Zvaigzdes ... Averaged 10.7 points, 7.3 rebounds, 1.7 blocks and 22.5 minutes in 23 games in the VTB United League; 10.3 points, 7.0 rebounds, 1.0 blocks and 23.0 minutes in four games in Baltic League play; and 8.0 points, 6.3 rebounds, 1.3 blocks and 18.0 minutes in three games in Euroleague action ... Shot .593 per cent from the field in the United League; .571 in the Baltic League; and .500 in the Euroleague ... Recorded 16 points and 10 rebounds in 27 minutes vs. Ventspils in Baltic League action ... Had 17 points, 10 rebounds and three blocks in 28 minutes against Lokomotiv in Eurocup action ... Named Most Entertaining Player in Lithuanian League All-Star Game ... Named FIBA Europe Young Men's Player of the Year for 2011 ... Earned Eurocup Rising Star Trophy for 2011-12; the trophy recognizes the most outstanding player under 22 ... **2010-11:** Averaged 11.5 points, 7.3 rebounds, 1.8 blocks and 20.6 minutes in 33 contests in the Lithuanian League ... Ranked first in the league in blocks, third in rebounds and second in field goal percentage at .668 ... Scored in double figures in 22 games and grabbed double-digit totals in rebounds in nine outings ... Had a season-high 23 points on 9-of-10 shooting in 22 minutes vs. Rudupis in the Lithuanian League playoffs ... Grabbed a career-best 18 rebounds and added 19 points in 21 minutes against Alytus Alita ... Totaled 22 points (10-of-12 FG) and 13 points vs. Juventus ... Averaged 7.3 points, 5.1 rebounds, 1.4 blocks and 17.3 minutes in nine games in the VTB United League; 12.0 points, 5.3 rebounds, 1.8 blocks and 20.8 minutes in four games in Baltic League play; and 7.7 points, 5.8 rebounds and 14.9 minutes in 15 games in Euroleague action ... Shot .560 per cent from the field in the United League; .792 in the Baltic League; and .708 in the Euroleague ... Had 22 points on 10-of-12 shooting in 25 minutes vs. Siauliai in Baltic League action ... Had 16 points, nine rebounds and two blocks in 22 minutes against Cibona in Euroleague play ... 2011 European Championships: Averaged 8.4 points, 4.1 rebounds and 1.1 blocks in 10 games ... His first action for his country's men's senior national team ... Shot .660 FG and .750 FT ... 2011 U-19 World Championship: Averaged 23.0 points, 13.9 rebounds and 3.2 blocks en route to the Most Valuable Player award ... Shot .595 from the field and .818 from the free throw line ... Led Lithuanian to the championship ... Scored 36 points and added eight rebounds and four blocks in 40 minutes in the championship game victory over Serbia ... Had 26 points and 24 rebounds against Poland and 30 points and 15 boards vs. the United States ... **2009-10:** Started the season in the Lithuanian League with Perlas Vilnius, averaging 11.6 points, 7.5 rebounds and 1.5 blocks in 21.9 minutes over 13 appearances ... Had 21 points and nine rebounds in 23 minutes vs. Techsas ... Played in eight Baltic League games, posting 12.4 points, 8.6 rebounds and 2.4 blocks ... Collected 21 points (8-10 FG), nine rebounds and five blocks in 27 minutes vs. Aisciai ... Joined Lietuvos Rytas in January where he averaged 8.9 points, 5.1 rebounds and 1.2 blocks in 16.9 minutes in Lithuanian League play ... Totaled 22 points (8-11 FG) and nine rebounds in 23 minutes vs. Alytus ... Participated in eight Baltic League games as a member of Lietuvos Rytas, averaging 11.0 points, 5.1 rebounds and 1.4 blocks ... Competed with Lietuvos Rytas' junior team in the Ciutat de L'Hospitalet tournament, a qualification for the Nike International Junior Tournament; played in four contests, averaging 21.5 points, 13.5 rebounds and 4.0 blocks in 28.4 minutes ... Recorded 24 rebounds vs. Unicaja's junior team and 33 points vs. KK Split's junior squad ... Shot a perfect 8-for-8 FG for 23 points, while adding 14 rebounds, three steals and two blocks vs. Italy ... 2010 U-18 European Championships: Earned Most Valuable Player honours leading Lithuania to the gold medal ... Averaged 19.4 points and 13.4 rebounds in nine outings ... Ranked first in the tournament in field goal percentage (.667) and rebounding, and second in scoring and blocks (2.7) ... Recorded 34 points (14-16 FG), 13 rebounds and four blocks in 27 minutes vs. France ... Had 31 points (12-15 FG) and 18 rebounds in the title game vs. Russia ... **2008-09:** Played for Perlas Vilnius in Lithuania's second division, the NKL, averaging 10.1 points, 7.8 rebounds and 2.1 blocks ... Competed at the Nike International Junior Tournament for Lietuvos Rytas' junior team, averaging 16.1 points, 10.9 rebounds and 2.9 blocks in 21.3 minutes over eight games ... Named All-Tournament... 2009 U-18 European Championship: Averaged 19.3 points and 10.6 rebounds in nine games, earning All-Tournament honours ... Ranked second in the tourney in scoring, first in field goal percentage (.721), third in rebounding and second in blocks (2.6) ... Totalled 37 points (13-19 FG), 19 rebounds and four blocks vs. France ... 2008 U-16 European Championship: Averaged 14.2 points and 11.1 rebounds.

PERSONAL: Name is pronounced YO-nahs vah-lahn-CHEW-nahs ... In the Eurobasket 2009 U-18 All-Star Game, finished with game highs of 18 points and 19 rebounds ... Participated in the NBA and FIBA Basketball without Borders Europe camp in Instabul, Turkey in June 2008.

CAREER HIGHS

Points	31, Toronto vs. Detroit, 1/12/2015	Off. Rebounds	8, Toronto at Atlanta, 2/20/2015 (3 times)
FGM	14, Toronto vs. Detroit, 1/12/2015	Def. Rebounds	13, Toronto vs. San Antonio, 2/8/2015 (twice)
FGA	18, Toronto at Chicago, 12/22/2014	Total Rebounds	21, Toronto vs. New York, 4/11/2014
3PM	None	Assists	3, Toronto at Milwaukee, 4/5/2014 (6 times)
3PA	1, Toronto at Brooklyn, 4/3/2015 (twice)	Steals	3, Toronto at Houston, 2/21/2015
FTM	16, Toronto vs. Washington, 4/3/2013	Blocks	5, Toronto vs. Houston, 3/30/2015 (twice)
FTA	18, Toronto vs. Washington, 4/3/2013	Minutes	45, Toronto vs. Oklahoma City, 3/21/2014

PLAYOFF CAREER HIGHS

Points	17, Toronto vs. Brooklyn, 4/19/2014	Off. Rebounds	5, Toronto vs. Brooklyn, 4/22/2014 (twice)
FGM	7, Toronto at Washington, 4/26/2015 (twice)	Def. Rebounds	13, Toronto vs. Brooklyn, 4/19/2014
FGA	13, Toronto vs. Brooklyn, 4/19/2014	Total Rebounds	18, Toronto vs. Brooklyn, 4/19/2014
3PM	None	Assists	2, Toronto vs. Brooklyn, 4/19/2014
3PA	None	Steals	1, Toronto at Washington, 4/26/15 (twice)
FTM	5, Toronto vs. Washington, 4/21/2015 (twice)	Blocks	2, Toronto at Brooklyn, 4/27/2014 (3 times)
FTA	7, Toronto vs. Brooklyn, 4/22/2014	Minutes	35, Toronto vs. Brooklyn, 4/22/2014 (twice)

JONAS VALANCIUNAS NBA CAREER STATS

YEAR	TEAM	G-GS	MIN	FG-FGA	PCT	FT-FTA	PCT	OFF	DEF	REB	AST	ST	TO	BLK	PTS	AVG
12-13	Tor	62-57	1482	204-366	.557	146-185	.789	121	251	372	45	17	94	78	554	8.9
13-14	Tor	81-81	2282	359-676	.531	198-260	.762	226	488	714	57	24	136	71	916	11.3
14-15	Tor	80-80	2096	373-652	.572	217-276	.786	215	478	693	39	33	109	95	963	12.0
TOTALS		223-218	5860	936-1694	.553	561-721	.778	562	1217	1779	141	74	339	244	2433	10.9

Three-point field goals: 2012-13: 0-0; 2013-14: 0-1 (.000); 2014-15: 0-1 (.000); Totals: 0-2 (.000).

Personal fouls / Disqualifications: 2012-13: 188/2; 2013-14: 249/1; 2014-15: 222-3; Totals: 659/6.

JONAS VALANCIUNAS NBA PLAYOFF STATS

YEAR	TEAM	G-GS	MIN	FG-FGA	PCT	FT-FTA	PCT	OFF	DEF	REB	AST	ST	TO	BLK	PTS	AVG
13-14	Tor	7-7	200	31-49	.633	14-22	.636	19	49	68	2	0	19	7	76	10.9
14-15	Tor	4-4	106	19-38	.500	7-8	.875	9	28	37	2	2	4	1	45	11.3
TOTALS		11-11	306	50-87	.575	21-30	.700	28	77	105	4	2	23	8	121	11.0

Three-point field goals: 2013-14: 0-0; 2014-15: 0-0; Totals: 0-0 (.000).

Personal fouls / Disqualifications: 2013-14: 22/0; 2014-15: 7/0; Totals: 29/0.

JONAS VALANCIUNAS LITHUANIAN LEAGUE STATS

YEAR	TEAM	G	FG-FGA	PCT	FT-FTA	PCT	REB	AST	ST	BLK	PTS	AVG
09-10	Perlas-Lietuvos	32	114-187	.610	92-127	.724	195	16	10	42	320	10.0
10-11	Lietuvos	33	147-220	.668	82-105	.781	242	17	16	61	379	11.5
11-12	Lietuvos	19	97-141	.688	78-94	.830	146	14	9	37	272	14.3
Totals		84	358-548	.653	252-326	.773	583	47	35	140	971	11.6

Three-point field goals: 2009-10: 0-1 (.000); 2010-10: 1-1 (1.000); 2011-12: 0-0; Totals: 1-2 (.500).

JONAS VALANCIUNAS EURO CUP STATS

YEAR	TEAM	G	FG-FGA	PCT	FT-FTA	PCT	REB	AST	ST	BLK	PTS	AVG
11-12	Lietuvos	16	64-101	.634	44-55	.800	122	14	5	25	172	10.8
Totals		16	54-101	.634	44-55	.800	122	14	5	25	172	10.8

JONAS VALANCIUNAS VTB UNITED LEAGUE STATS

YEAR	TEAM	G	FG-FGA	PCT	FT-FTA	PCT	REB	AST	ST	BLK	PTS	AVG
10-11	Lietuvos	9	28-50	.560	10-13	.769	46	8	7	13	66	7.3
11-12	Lietuvos	21	73-123	.593	83-105	.790	160	16	14	38	229	10.9
Totals		30	101-173	.584	93-118	.788	206	24	21	51	295	9.8

JONAS VALANCIUNAS EUROLEAGUE STATS

YEAR	TEAM	G	FG-FGA	PCT	FT-FTA	PCT	REB	AST	ST	BLK	PTS	AVG
10-11	Lietuvos	15	46-65	.708	23-25	.885	87	3	3	11	115	7.7
11-12	Lietuvos	3	7-14	.500	10-12	.833	19	0	1	4	24	8.0
Totals		18	53-79	.671	33-37	.892	106	3	4	15	139	7.7

JONAS VALANCIUNAS 2011 U19 WORLD CHAMPIONSHIPS

YEAR	TEAM	G	FG-FGA	PCT	FT-FTA	PCT	REB	AST	ST	BLK	PTS	AVG
10-11	Lithuania	9	72-121	.595	60-74	.811	125	9	7	29	207	23.0
Totals		9	72-121	.595	60-74	.811	125	9	7	29	207	23.0



POSITION:	Guard	BIRTHDATE:	April 26, 1992 (Los Angeles, California)
HEIGHT:	6-5	HIGH SCHOOL:	Leuzinger (Lawndale, California)
WEIGHT:	183	COLLEGE:	Utah '15
NBA EXPERIENCE:	Rookie	YEARS WITH RAPTORS:	First

HOW ACQUIRED: First-round draft choice (20th overall) in 2015.

CONTRACT STATUS: Signed through 2016-17 season with a team option the following two seasons.



PROFESSIONAL CAREER: Participated with the Raptors' entry in the NBA Summer League 2015 in Las Vegas ... Averaged 9.5 points, 5.5 assists, 1.5 steals and 21.0 minutes in two games ... Recorded nine points and a game-high nine assists in his pro debut July 10 against Sacramento ... Did not dress for the final three games due to a sore right hamstring.

COLLEGE CAREER: Played two seasons at Utah (2013-15) ... Named the 2015 recipient of the Bob Cousy Award for the nation's top point guard ... Averaged 15.0 points, 5.8 rebounds, 5.2 assists, 2.3 steals and 34.8 minutes in 68 career games (all starts) ... Shot .535 (339-634) from the floor ... Scored in double figures in 61-of-68 games with 15 career 20-point performances ... Dished out double-digit assists four times ... Registered three or more steals on 29 occasions ... Recipient of the prestigious Tom Hansen Conference Medal awarded to each Pac-12 member institution's outstanding senior male and female student-athlete based on the greatest combination of scholarship, athletics and leadership ... As a senior, averaged 14.5 points, 4.9 rebounds, 5.1 assists and 2.1 steals in 35 contests ... Shot .356 (26-73) from beyond the arc ... Recorded at least one steal in 32-of-35 games, including four steals six times ... Ranked third in the Pac-12 in assists (5.1) and steals (2.1) per game, and finished 10th in scoring (14.5) ... Selected first-team All-Pac-12 and All-Pac-12 Defensive Team ... Earned Associated Press All-American Second Team honours ... Named the Pac-12 Player of the Week for games played Dec. 8-14, averaging 20.5 points and 8.0 rebounds in two games ... Helped the Utes reach the Sweet 16 of the NCAA Tournament ... Tallied a season-high 24 points Nov. 29 vs. Alabama State ... As a junior, contributed 15.5 points, 6.8 rebounds, 5.3 assists and 2.5 steals in 33 games earning first-team All-Pac-12 and Pac-12 All-Defensive Team honours ... Led the Pac-12 in steals (2.6) and minutes per game (38.6) ... Named the Pac-12 Player of the Week for games played Jan. 13-19, averaging 17.0 points, 7.0 rebounds and 5.5 assists in two games ... Scored a career-high 27 points Jan. 8 at Washington ... Totaled 23 points and a career-best 12 assists Dec. 7 vs. Fresno State ... Played two seasons at City College of San Francisco (2011-13) ... Named two-time Coast Conference Player of the Year.

HIGH SCHOOL CAREER: As a senior, led Leuzinger to the California State Championship ... Named the CIF Southern Section Div. 1A Player of the Year and second-team all-state.

PERSONAL: Son of Ray and Stacy Wright ... The younger brother of former NBA forward Dorrell Wright ... Majored in sociology.

DELON WRIGHT NCAA STATS

YEAR	TEAM	G-GS	MIN	FG-FGA	PCT	FT-FTA	PCT	OFF	DEF	REB	AST	ST	TO	BLK	PTS	AVG
13-14	Utah	33-33	1202	174-310	.561	153-193	.793	42	182	224	174	82	84	43	513	15.5
14-15	Utah	35-35	1165	165-324	.509	153-183	.836	34	139	173	178	73	68	34	509	14.5
TOTALS		68-68	2367	339-634	.535	306-376	.814	76	321	397	352	155	152	77	1022	15.0

Three-point field goals: 2013-14: 12-54 (.222); 2014-15: 26-73 (.356); **Totals:** 38-127 (.299).

Personal fouls / Disqualifications: 2013-14: 61/1; 2014-15: 49/0; **Totals:** 110/1.



#12 MICHALE KYSER

POSITION:	Forward	BIRTHDATE:	November 26, 1991 (Victoria, Texas)
HEIGHT:	6-9	HIGH SCHOOL:	Christian Life Center Academy (Humble, Texas)
WEIGHT:	195	COLLEGE:	Louisiana Tech '15
NBA EXPERIENCE:	Rookie		

HOW ACQUIRED: Signed as a free agent July 23, 2015.

CAREER HIGHLIGHTS: Participated on the Raptors' entry in NBA Summer League 2015 in Las Vegas, where he averaged 3.5 points, 4.0 rebounds and 14.6 minutes in four games ... Recorded 12 points, seven rebounds and three blocks in 28 minutes in his lone start July 17 versus Portland ... Averaged 6.2 points, 5.3 rebounds, 2.6 blocks and 21.3 minutes in 139 career contests (104 starts) at Louisiana Tech over four seasons (2011-15) ... Finished as school's all-time leader in blocked shots with 363, the most by any player in college basketball over the past four years ... As a senior, averaged 8.6 points, a team-high 6.6 rebounds and 28.4 minutes in 36 games (35 starts) ... Blocked 102 shots, fifth most in the NCAA, and was named to the Conference USA All-Defensive team for the second straight year.



#13 RONALD ROBERTS

POSITION:	Forward	BIRTHDATE:	August 5, 1991 (Bayonne, New Jersey)
HEIGHT:	6-8	HIGH SCHOOL:	Saint Peter's Prep (Jersey City, New Jersey)
WEIGHT:	219	COLLEGE:	Saint Joseph's '14
NBA EXPERIENCE:	Rookie		

HOW ACQUIRED: Signed as a free agent July 21, 2015.

CAREER HIGHLIGHTS: Participated with the Raptors' entry in NBA Summer League 2015 in Las Vegas, where he averaged 10.3 points, 9.5 rebounds and 23.5 minutes in four games ... Posted a double-double (14 points, 12 rebounds) in the opener July 10 against Sacramento ... Split the 2014-15 season between the Delaware 87ers (NBA D-League), Santa Cruz Warriors (NBA D-League) and San Miguel Beermen (Philippines Basketball Association) ... Averaged 17.5 points, 11.9 rebounds and 30.4 points in 16 games in the NBA D-League ... Named NBA Development League Performer of the Week for games played Jan. 19-25, averaging 29.5 points and 13.5 boards in two games ... Recorded 39 points and 19 rebounds in a victory Jan. 23 vs. Reno ... Earned a GATORADE Call-Up in December from the 87ers to the Philadelphia 76ers but did not appear in a game ... Averaged 10.7 points, 6.6 rebounds and 27.0 minutes in 131 career games over four seasons (2010-14) at St. Joseph's ... As a senior, averaged 14.4 points and 7.4 rebounds in 32 contests and helped the Hawks claim the 2014 A-10 Tournament title.



#11 SHANNON SCOTT

POSITION:	Guard	BIRTHDATE:	December 21, 1992 (Alpharetta, Georgia)
HEIGHT:	6-1	HIGH SCHOOL:	Milton (Milton, Georgia)
WEIGHT:	187	COLLEGE:	Ohio State '15
NBA EXPERIENCE:	Rookie		

HOW ACQUIRED: Signed as a free agent August 21, 2015.

CAREER HIGHLIGHTS: Appeared in six games with the San Antonio Spurs' entry in NBA Summer League 2015 in Las Vegas ... Averaged 6.0 points, 4.5 rebounds and 23.5 minutes to help San Antonio claim the championship ... Hit the game-winning shot against Boston in the semifinals to propel the Spurs to the title game ... In four seasons at Ohio State, averaged 5.5 points, 3.7 assists, 1.5 steals and 22.1 minutes ... Ranks second all-time in school history with 211 steals ... As a senior, averaged 8.5 points, 5.9 assists, 1.7 steals and 30.5 minutes in 35 games, all starts ... Ranked 17th in the nation in assists per game ... Posted a career-high 21 points vs. Minnesota and 16 assists vs. Sacred Heart ... Named to the Honourable Mention All-Big Ten team ... As a junior, saw action in 35 games, with 21 starts, averaging 7.5 points, 3.4 assists and 2.0 steals ... Was named to the Big Ten All-Defensive team ... Is the son of Charlie Scott, the former North Carolina standout who played professionally in the ABA and NBA for 10 years.



#66 AXEL TOUPANE

POSITION:	Guard-Forward	BIRTHDATE:	July 23, 1992 (Mulhouse, France)
HEIGHT:	6-7	HIGH SCHOOL:	N/A
WEIGHT:	210	COLLEGE:	N/A
NBA EXPERIENCE:	Rookie		

HOW ACQUIRED: Signed as a free agent July 23, 2015.

CAREER HIGHLIGHTS: Participated with the Raptors' entry in NBA Summer League 2015 in Las Vegas, averaging 4.3 points, 1.7 rebounds and 11.0 minutes in three contests ... Spent the 2014-15 season with Strasbourg of the French ProA League ... Averaged 7.5 points, 2.5 rebounds and 18.4 minutes in 42 games ... Shot .353 (42-119) from three-point range ... Posted averages of 6.1 points, 2.0 rebounds and 16.9 minutes in 14 Eurocup games ... Has played with Strasbourg's top team since 2011, winning the regular season championship in 2014 and 2015 and reaching the finals three times (2013-15) ... Averaged 3.5 points, 2.0 rebounds and 9.5 minutes in four games with Dallas at NBA Summer League 2014 in Las Vegas ... Represented France at the European Championships U20 in 2011 and 2012.



#22 DEANDRE DANIELS

POSITION:	Forward	BIRTHDATE:	April 15, 1992 (Los Angeles, California)
HEIGHT:	6-9	HIGH SCHOOL:	William Taft (Los Angeles, California)
WEIGHT:	195	COLLEGE:	Connecticut '14
NBA EXPERIENCE:	Rookie		

HOW ACQUIRED: Second-round draft pick (37th overall) in 2014.

CAREER HIGHLIGHTS: Second-round draft choice (37th overall) by Toronto in the 2014 NBA Draft ... Did not play in NBA Summer League 2015 in Las Vegas after sustaining a fracture of the fifth metatarsal bone in his right foot (Jones fracture) during the team's preparation ... Averaged 14.8 points, 7.7 rebounds and 1.1 blocks in 30 games with the Perth Wildcats of the NBL (Australia) last season ... Shot .341 (45-132) from three-point range ... Scored in double figures 22 times, with seven 20-point outings ... Collected 10+ rebounds on 10 occasions ... Averaged 10.0 points, 6.2 rebounds (second on the team) and 21.4 minutes in five starts with the Raptors at NBA Summer League 2014 ... Posted averages of 9.6 points and 4.6 rebounds, while shooting .454 (359-791) from the floor, during three seasons (99 games) at Connecticut ... Averaged 13.1 points and a team-best 6.0 rebounds in 38 games as a junior ... In the NCAA Tournament, averaged 16.0 points and 7.2 rebounds in six games to help lead the Huskies to the national title ... Named to the All-Final Four team.

SECTION 3

RAPTORS SEASON REVIEW







2014-15 RESULTS

DATE	OPPONENT	RESULTS
Oct. 29	Atlanta	W 109-102
Nov. 1	at Orlando	W 108-95
Nov. 2	at Miami	L 107-102
Nov. 4	Oklahoma City	W 100-88
Nov. 5	at Boston	W 110-107
Nov. 7	Washington	W 103-84
Nov. 9	Philadelphia	W 120-88
Nov. 11	Orlando	W 104-100
Nov. 13	Chicago	L 100-93
Nov. 15	Utah	W 111-93
Nov. 19	Memphis	W 96-92
Nov. 21	Milwaukee	W 124-82
Nov. 22	at Cleveland	W 110-93
Nov. 24	Phoenix	W 104-100
Nov. 26	at Atlanta	W 126-115
Nov. 28	Dallas	L 106-102
Nov. 30	at L.A. Lakers	L 129-122 (OT)
Dec. 2	at Sacramento	W 117-109
Dec. 3	at Utah	W 123-104
Dec. 5	Cleveland	L 105-91
Dec. 8	Denver	W 112-107 (OT)
Dec. 9	at Cleveland	L 105-101
Dec. 12	Indiana	W 106-94
Dec. 14	at New York	W 95-90 (OT)
Dec. 15	Orlando	W 95-82
Dec. 17	Brooklyn	W 105-89
Dec. 19	at Detroit	W 110-100
Dec. 21	New York	W 118-108
Dec. 22	at Chicago	L 129-120
Dec. 27	at L.A. Clippers	W 110-98
Dec. 28	at Denver	W 116-102
Dec. 30	at Portland	L 102-97 (OT)
Jan. 2	at Golden State	L 126-105
Jan. 4	at Phoenix	L 125-109
Jan. 8	Charlotte	L 103-95
Jan. 10	Boston	W 109-96
Jan. 12	Detroit	L 114-111
Jan. 14	Philadelphia	W 100-84
Jan. 16	Atlanta	L 110-89
Jan. 18	New Orleans	L 95-93
Jan. 19	at Milwaukee	W 92-89
Jan. 21	at Memphis	L 92-86
Jan. 23	at Philadelphia	W 91-86
Jan. 25	Detroit	W 114-110
Jan. 27	at Indiana	W 104-91
Jan. 28	Sacramento	W 119-102
Jan. 30	at Brooklyn	W 127-122 (OT)
Jan. 31	at Washington	W 120-116 (OT)
Feb. 2	Milwaukee	L 82-75
Feb. 4	Brooklyn	L 109-93
Feb. 6	L.A. Clippers	W 123-107
Feb. 8	San Antonio	W 87-82
Feb. 11	Washington	W 95-93
Feb. 20	at Atlanta	W 105-80
Feb. 21	at Houston	L 98-76
Feb. 23	at New Orleans	L 100-97
Feb. 24	at Dallas	L 99-92
Feb. 27	Golden State	L 113-89
Feb. 28	at New York	L 103-98
Mar. 2	at Philadelphia	W 114-103
Mar. 4	Cleveland	L 120-112
Mar. 6	at Charlotte	L 103-94
Mar. 8	at Okla. City	L 108-104
Mar. 10	at San Antonio	L 117-107
Mar. 13	Miami	W 102-92
Mar. 15	Portland	L 113-97
Mar. 16	at Indiana	W 117-98
Mar. 18	Minnesota	W 105-100
Mar. 20	at Chicago	L 108-92
Mar. 22	New York	W 106-89
Mar. 24	at Detroit	L 108-104
Mar. 25	Chicago	L 116-103
Mar. 27	L.A. Lakers	W 94-83
Mar. 30	Houston	W 99-96
Apr. 1	at Minnesota	W 113-99
Apr. 3	at Brooklyn	L 114-109
Apr. 4	Boston	L 117-116 (OT)
Apr. 8	at Charlotte	W 92-74
Apr. 10	at Orlando	W 101-99
Apr. 11	at Miami	W 107-104
Apr. 14	at Boston	L 95-93
Apr. 15	Charlotte	W 92-87

	2014-15	HOME	ROAD	OT	RANKINGS
OVERALL:	49-33	27-14	22-19	4-3	NBA: 11th
EASTERN:	33-19	16-10	17-9	3-1	CONFERENCE: 4th
WESTERN:	16-14	11-4	5-10	1-2	DIVISION: 1st

REGULAR SEASON SUMMARY...

The Toronto Raptors completed the 2014-15 regular season with a franchise-record 49 wins and qualified for the NBA playoffs for the seventh time. The Raptors earned their third Atlantic Division title with a win Mar. 27 versus the Los Angeles Lakers, marking the earliest the Raptors have won the division. Toronto got off to the best start in team history, winning 13 of the first 17 games. The team moved into sole possession of first place atop the Eastern Conference standings for the first time in the team's 20-year history and stayed there for 59 consecutive days (Nov. 4 - Jan. 1). Toronto was 6-1 during a team-record seven-game homstand (Nov. 7-21), which included wins against Memphis, Milwaukee and Washington. **Dwane Casey** was named Eastern Conference Coach of the Month for November after guiding the Raptors to a 13-4 record. Casey moved ahead of Lenny Wilkens for the second-most wins by a coach in team history. Toronto matched a team-record by winning 22 road games and also matched a franchise-best five consecutive road victories (Jan. 23 - Feb. 20). **DeMar DeRozan** led the Raptors in scoring averaging 20.1 points, despite missing a career-high 21 games with a torn left adductor longus tendon (Nov. 30 - Jan. 10). DeRozan ranked 14th in NBA scoring and reached 20 points in 17 of the last 22 games (Mar. 1 - Apr. 15). DeRozan moved into third on the team's all-time scoring list Nov. 13 vs. Chicago and was named Eastern Conference Player of the Month for games played in April. The Raptors finished fourth in the NBA averaging 104.0 points and set a team-record with 726 three-pointers made. Toronto was the only team with five players that successfully made 100+ three-pointers – **Lou Williams** (152), **Terrence Ross** (145), **Greivis Vasquez** (133), **Kyle Lowry** (132) and **Patrick Patterson** (105). Toronto led the Eastern Conference for a second straight season in free throw shooting percentage (.737). The Raptors also ranked fifth in bench scoring (38.6 points) and registered 38 games with 40+ points. Lowry became the third player in team history to be voted into the starting lineup of an NBA All-Star Game, joining Chris Bosh (2007) and Vince Carter (2000-04). Lowry was named Eastern Conference Player of the Month for games in December after averaging 22.3 points, 8.9 assists and 4.2 rebounds in 15 games, while helping the Raptors to an 11-4 record. **Lou Williams** became the first player in team history to be named NBA Sixth Man of the Year. He set several team records for a reserve including total points (1,242), three-pointers made (152), free throws made (340) and steals (88) – career highs in all four categories. Williams scored a career-best 36 points Nov. 26 at Cleveland and was named Eastern Conference Player of the Week for games Nov. 17-24. It was one of 11 games Williams recorded with 25+ points. Williams was acquired from Atlanta on June 30 along with **Lucas Nogueira** in exchange for John Salmons. **Jonas Valanciunas** set a career high for blocks (95) and finished second in the NBA shooting .572 from the field. Valanciunas had a .500 or better shooting percentage in 55 games while leading the team with 22 double-doubles. Toronto was one of three teams (Chicago and Orlando) that did not make a roster move all year. Air Canada Centre was sold out for 39-of-41 home games (second-most in team history). The Raptors unveiled a new primary logo Dec. 14.

2014-15 AVERAGES

	TOR	OPP
PPG	104.0	100.9
FG%	.455	.459
3FG%	.352	.346
FT%	.787	.733
OFF	10.7	11.2
DEF	30.8	31.2
REB	41.6	42.5
AST	20.7	22.8
STL	7.5	6.9
TO	12.9	14.4
BLK	4.4	5.0

2014-15 RANKINGS

	TOR	OPP
PPG	4	17
FG%	12	6
3FG%	11	9
FT%	2	21
OFF	15	19
DEF	27	5
REB	26	8
AST	22	6
STL	18	20
TO	3	24
BLK	23	16



Through April 15 (49-33)

TORONTO RAPTORS

2014-2015 REGULAR SEASON STATISTICS

PLAYER				-FIELD GOALS-			-3-POINT FG--			-FREE THROWS-			--REBOUNDS--			AST	PF	DQ	STL	TO	BLK	PTS	AVG
	G	GS	MIN	FG	FGA	PCT	FG	FGA	PCT	FT	FTA	PCT	OFF	DEF	TOT								
DeRozan	60	60	2100	409	990	.413	25	88	.284	361	434	.832	41	236	277	210	122	0	73	137	11	1204	20.1
Lowry	70	70	2414	430	1043	.412	132	391	.338	252	312	.808	54	274	328	473	212	1	109	173	13	1244	17.8
Williams	80	0	2016	375	928	.404	152	447	.340	340	395	.861	24	127	151	164	103	0	88	101	10	1242	15.5
Valanciunas	80	80	2096	373	652	.572	0	1	.000	217	276	.786	215	478	693	39	222	3	33	109	95	963	12.0
Ross	82	61	2092	309	753	.410	145	390	.372	44	56	.786	32	194	226	86	136	1	53	69	25	807	9.8
Vasquez	82	29	1991	296	725	.408	133	351	.379	50	66	.758	22	194	216	302	177	1	46	119	10	775	9.5
A. Johnson	75	72	1979	298	519	.574	19	46	.413	79	129	.612	159	297	456	117	225	1	44	110	59	694	9.3
Patterson	81	4	2156	240	535	.449	105	283	.371	63	80	.788	127	306	433	155	149	0	60	54	44	648	8.0
J. Johnson	70	17	1370	238	404	.589	11	51	.216	67	102	.657	61	196	257	95	155	1	54	79	70	554	7.9
Hansbrough	74	8	1058	86	165	.521	1	7	.143	97	139	.698	106	159	265	21	141	1	30	20	15	270	3.6
Fields	26	9	216	20	41	.488	1	2	.500	5	6	.833	10	16	26	15	9	0	11	8	0	46	1.8
Hayes	29	0	255	22	46	.478	0	0	---	6	11	.545	18	33	51	20	37	0	10	8	4	50	1.7
Caboclo	8	0	23	4	12	.333	2	3	.667	0	0	---	1	1	2	0	3	0	0	4	1	10	1.3
Nogueira	6	0	23	2	8	.250	0	0	---	2	4	.500	2	9	11	1	6	0	2	2	0	6	1.0
Stiemsma	17	0	66	6	8	.750	0	0	---	2	4	.500	9	6	15	3	15	0	2	7	0	14	0.8
RAPTORS	82	-	19855	3108	6829	.455	726	2060	.352	1585	2014	.787	881	2526	3407	1701	1712	9	615	1057	357	8527	104.0
OPPONENTS	82	-	19855	3116	6787	.459	633	1828	.346	1410	1923	.733	922	2559	3481	1870	1668	7	567	1182	413	8275	100.9

	-- SINGLE-GAME HIGHS --						----- AVERAGE PER GAME -----						-CAREER HIGHS (C=SET, T=TIED THIS SEASON)-								
PLAYER	MIN	REB	AST	ST	TO	BLK	PTS	MIN	REB	AST	STL	TO	BLK	PTS	FG	FGA	FT	FTA	REB	AST	PTS
DeRozan	43	11	9	6	6	3	42	35.0	4.6	3.5	1.22	2.3	0.18	20.1	16	33	17	19	11C	12	42C
Lowry	44	11	14	7	9	1	39	34.5	4.7	6.8	1.56	2.5	0.19	17.8	15	28C	15	16	12	18	39C
Williams	34	5	6	4	4	1	36	25.2	1.9	2.1	1.10	1.3	0.13	15.5	12	21	15T	17	10	12	36C
Valanciunas	37	16	2	3	5	5	31	26.2	8.7	0.5	0.41	1.4	1.19	12.0	14C	18C	16	18	21	3	31C
Ross	40	8	7	2	5	2	23	25.5	2.8	1.0	0.65	0.8	0.30	9.8	16	29	9	10	9	7C	51
Vasquez	40	7	13	2	5	2	25	24.3	2.6	3.7	0.56	1.5	0.12	9.5	12	25	9	9	11	16	27
A. Johnson	38	16	6	2	5	4	27	26.4	6.1	1.6	0.59	1.5	0.79	9.3	14	20	9	9	21	6T	32
Patterson	39	13	6	3	3	2	19	26.6	5.3	1.9	0.74	0.7	0.54	8.0	11	18	6T	7	13T	6C	27
J. Johnson	36	11	5	4	3	4	27	19.6	3.7	1.4	0.77	1.1	1.00	7.9	10T	21	8	10	13	8	27C
Hansbrough	37	12	2	2	2	2	18	14.3	3.6	0.3	0.41	0.3	0.20	3.6	12	20	11	13	14	3	30
Fields	23	4	2	3	2	0	8	8.3	1.0	0.6	0.42	0.3	0.00	1.8	10	16	9	12	17	7	25
Hayes	17	7	3	3	2	2	9	8.8	1.8	0.7	0.34	0.3	0.14	1.7	9	15	8	8	18	11	21
Caboclo	12	1	0	0	2	1	8	2.9	0.3	0.0	0.00	0.5	0.13	1.3	3C	6C	0C	0C	1C	0C	8C
Nogueira	9	5	1	1	2	0	4	3.8	1.8	0.2	0.33	0.3	0.00	1.0	1C	3C	2C	2C	5C	1C	4C
Stiemsma	13	4	1	1	2	0	6	3.9	0.9	0.2	0.12	0.4	0.00	0.8	6	13	5	8	12	6	14
RAPTORS	265	57	29	17	25	10	127	242.1	41.5	20.7	7.50	12.9	4.35	104.0	52	114	41	49	65	39	136
OPPONENTS	265	56	35	17	28	13	129	242.1	42.5	22.8	6.91	14.4	5.04	100.9	61	109	46	60	68	44	152



	Overall	Eastern	Western	Atlantic	Central	Southeast	Northwest	Southwest	Pacific	OT
Record	49-33	33-19	16-14	11-5	8-10	14-4	3-7	7-3	6-4	4-3
Home	27-14	16-10	11-4	6-2	3-6	7-2	3-2	4-1	4-1	1-1
Away	22-19	17-9	5-10	5-3	5-4	7-2	0-5	3-2	2-3	3-2

CURRENT STREAKS

Overall..... Won 1
Home..... Won 1
Road..... Lost 1

HOME ATTENDANCE

Home totals 809,824
Home average..... 19,752
Home sellouts 39

RECORD BY MONTH

October/November..... 13-4
December..... 11-4
January 9-7
February..... 4-7
March..... 7-8
April 5-3

LONGEST STREAKS

Overall Won 6 (3X), Lost 5
Home Won 5 (2X), Lost 2 (4X)
Road Won 5, Lost 4

ROAD ATTENDANCE

Road average 17,523
Road sellouts..... 20

RECORD BY DAY

Monday..... 7-4
Tuesday 4-6
Wednesday..... 13-4
Thursday..... 0-2
Friday 11-8
Saturday 7-3
Sunday 7-6

RECORD WHEN OFFENCE SCORES

100 or more points 38-15
Less than 100 points..... 11-18

RECORD WHEN DEFENCE ALLOWS

100 or more points 19-27
Less than 100 points..... 30-6

RECORD WHEN OFFENCE SHOOTS

50% or better from the field 16-4
Between 45-49% from the field 15-8
Between 40-44% from the field 16-15
Under 40% from the field 2-6

RECORD WHEN DEFENCE ALLOWS

50% or better from the field 7-12
Between 45-49% from the field..... 17-14
Between 40-44% from the field..... 15-6
Under 40% from the field 10-1

RECORD WHEN TORONTO HAS

a better (or same) FG% than opponents 32-6
more (or same) rebounds than opponents..... 27-11
more (or same) assists than opponents 25-4
fewer (or same) turnovers than opponents..... 38-18

RECORD WHEN TORONTO HAS

a lower FG% than opponent 17-27
fewer rebounds than opponent 22-22
fewer assists than opponent 24-29
more turnovers than opponent..... 11-15

RECORD WHEN

Lead
Trailed
Tied

AFTER FIRST QUARTER

30-8
16-22
3-3

AFTER FIRST HALF

31-13
13-19
5-1

AFTER THIRD QUARTER

43-10
5-23
1-0

	OT	1	2	3	4	5	6	7	8	9	10	11	12	13	14	15
Won	4	0	2	4	5	7	0	1	1	0	3	3	3	4	2	0
Lost	3	1	2	2	4	4	1	4	2	2	1	0	0	1	1	0
	16	17	18	19	20	21	22	23	24	25	26	27	28	29	30+	
Won	3	3	2	3	0	0	0	0	0	1	0	0	0	0	2	
Lost	4	0	0	0	0	2	1	0	1	0	0	0	0	0	0	

LARGEST COMEBACK BY TORONTO: 20 - Feb. 6 vs. L.A. Clippers

LARGEST FOURTH QUARTER COMEBACK BY TORONTO: 11 - Nov. 11 vs. Orlando

LARGEST COMEBACK BY OPPONENT: 18 - Feb. 23 at New Orleans

LARGEST FOURTH QUARTER COMEBACK BY OPPONENT: 10 - 2X - Last: Feb. 23 at New Orleans



(Includes Ties)	GAME LEADERS				POINTS			10+ GAMES		DOUBLE-DOUBLES	TRIPLE-DOUBLES
	PTS	REB	AST	BENCH PTS	10-19	20-29	30+	REB	AST		
Caboclo											
DeRozan	30	8	13		18	31	5	5		4	
Fields											
Hansbrough		5		2	7			3		2	
Hayes											
A. Johnson	1	12	2		29	3		10		6	
J. Johnson	2	5	1	8	22	2		3		2	
Lowry	22	4	52		34	24	5	2	13	13	2
Noguiera											
Patterson		11	3	8	37			6		3	
Ross	4	1	1	4	35	5					
Stiemsma											
Valanciunas	8	47			41	7	1	31		22	
Vasquez	2		15	10	36	4			1		
Williams	18		3	56	44	18	2				

INJURY REPORT

PLAYER	NO. OF GAMES	DATES	INJURY
Greg Stiemsma	1	Oct. 29	Sprained right ankle
Amir Johnson	3	Nov. 2-5	Sore left ankle
	4	Apr. 4-11	Sprained right ankle
Jonas Valanciunas	1	Nov. 5	Right hand contusion
Landry Fields	2	Nov. 11-13	Flu-like symptoms
	5	Dec. 21-30	Concussion
James Johnson	3	Nov. 19-22	Sprained right ankle
	4	Jan. 30 - Feb. 4	Strained right hamstring
Tyler Hansbrough	5	Nov. 21-28	Right shoulder AC sprain
DeMar DeRozan	21	Nov. 30 - Jan. 10	Torn left adductor longus tendon
Lou Williams	1	Feb. 21	Sprained left ankle
Patrick Patterson	1	Feb. 23	Sprained left knee
Kyle Lowry	1	Mar. 22	Back contusion
	7	Mar. 25 - Apr. 8	Back Spasms
TOTALS:	59		

INACTIVE REPORT

PLAYER	G	DATES	PLAYER	G	DATES
Lucas Nogueira	56	Nov. 1, Nov. 7-11, Nov. 15-19, Nov. 24, Nov. 28, Dec. 2-9, Dec. 14, Dec. 17, Jan. 10-30, Feb. 2-20, Feb. 24-27, Mar. 6 - Apr. 15	Landry Fields	4	Nov. 11-13, Dec. 21-22
Bruno Caboclo	50	Oct. 29 - Nov. 4, Nov. 7-9, Nov. 13-15, Nov. 26, Nov. 30, Dec. 12, Dec. 15, Dec. 19, Dec. 27 - Jan. 8, Jan. 14-28, Jan. 31, Feb. 6 - Mar. 10, Mar. 15-20, Mar. 24, Apr. 14-15	Jonas Valanciunas	2	Nov. 5, Mar. 13
DeMar DeRozan	21	Nov. 30 - Jan. 12	Greg Stiemsma	1	Oct. 29
Kyle Lowry	11	Feb. 28 - Mar. 4, Mar. 22, Mar. 25 - Apr. 8	Lou Williams	1	Feb. 21
James Johnson	7	Nov. 19-22, Jan. 30 - Feb. 4	Patrick Patterson	1	Feb. 23
Amir Johnson	5	Nov. 2-5, Apr. 10-11			
Tyler Hansbrough	5	Nov. 21-28			

STARTING LINEUPS

FORWARD	FORWARD	CENTRE	GUARD	GUARD	RECORD	WIN%
Valanciunas	A. Johnson	Ross	DeRozan	Lowry	14-9	.609
Valanciunas	Patterson	Ross	DeRozan	Lowry	1-1	.500
Hansbrough	Patterson	Ross	DeRozan	Lowry	1-0	1.000
Valanciunas	A. Johnson	Ross	Vasquez	Lowry	3-2	.600
Valanciunas	A. Johnson	Fields	Ross	Lowry	5-4	.556
Valanciunas	A. Johnson	J. Johnson	Ross	Lowry	4-3	.571
Valanciunas	A. Johnson	DeRozan	Vasquez	Lowry	8-3	.727
Valanciunas	A. Johnson	J. Johnson	DeRozan	Lowry	3-3	.500
Valanciunas	Patterson	J. Johnson	DeRozan	Lowry	0-1	.000
Valanciunas	A. Johnson	J. Johnson	DeRozan	Vasquez	1-2	.333
Hansbrough	A. Johnson	Ross	DeRozan	Lowry	1-0	1.000
Valanciunas	A. Johnson	Ross	DeRozan	Vasquez	4-3	.571
Valanciunas	Hansbrough	Ross	DeRozan	Vasquez	1-1	.500
Valanciunas	Hansbrough	Ross	DeRozan	Lowry	3-0	1.000
Valanciunas	Hansbrough	Ross	Vasquez	Lowry	0-1	.000

RECORD VS. OPPONENTS

Atlanta Hawks.....	3-1	Philadelphia 76ers.....	4-0
Miami Heat.....	2-1	Detroit Pistons.....	2-2
Boston Celtics.....	2-2	Phoenix Suns.....	1-1
Milwaukee Bucks.....	2-1	Golden State Warriors.....	0-2
Brooklyn Nets.....	2-2	Portland Trail Blazers.....	0-2
Minnesota Timberwolves.....	2-0	Houston Rockets.....	1-1
Charlotte Hornets.....	2-2	Sacramento Kings.....	2-0
New Orleans Pelicans.....	0-2	Indiana Pacers.....	3-0
Chicago Bulls.....	0-4	San Antonio Spurs.....	1-1
New York Knicks.....	3-1	Los Angeles Clippers.....	2-0
Cleveland Cavaliers.....	1-3	Utah Jazz.....	2-0
Oklahoma City.....	1-1	Los Angeles Lakers.....	1-1
Dallas Mavericks.....	0-2	Washington Wizards.....	3-0
Orlando Magic.....	4-0	Memphis Grizzlies.....	1-1
Denver Nuggets.....	2-0		

2014-15 BACK-TO-BACKS

FIRST GAME

DATE	OPP	RESULT
Nov. 1	@ORL	W 108-95
Nov. 4	OKC	W 100-88
Nov. 21	MIL	W 124-83
Dec. 2	@SAC	W 117-107
Dec. 8	DEN	W 112-107
Dec. 14	@N.Y.	W 95-90 (OT)
Dec. 21	N.Y.	W 118-108
Dec. 27	@LAC	W 110-98
Jan. 18	N.O.	L 95-93
Jan. 27	@IND	W 104-91
Jan. 30	@BKN	W 127-122 (OT)
Feb. 20	@ATL	W 105-80
Feb. 23	@N.O.	L 100-97
Feb. 27	G.S.	L 113-89
Mar. 15	POR	L 113-97
Mar. 24	@DET	L 108-104
Apr. 3	@BKN	L 114-109
Apr. 10	@ORL	W 101-99
Apr. 14	@BOS	L 95-93

RECORD: 12-7 (.631)

SECOND GAME

DATE	OPP	RESULT
Nov. 2	@MIA	L 107-102
Nov. 5	@BOS	W 110-107
Nov. 22	@CLE	W 110-93
Dec. 3	@UTA	W 123-104
Dec. 9	@CLE	L 105-101
Dec. 15	ORL	W 95-82
Dec. 22	@CHI	L 129-120
Dec. 28	@DEN	W 116-102
Jan. 19	@MIL	W 92-89
Jan. 28	SAC	W 119-102
Jan. 31	@WAS	W 120-116 (OT)
Feb. 21	@HOU	L 98-76
Feb. 24	@DAL	L 99-92
Feb. 28	@N.Y.	L 103-98
Mar. 16	@IND	W 117-98
Mar. 25	CHI	L 116-103
Mar. 4	BOS	L 117-116 (OT)
Apr. 11	@MIA	W 107-104
Apr. 15	CHA	W 92-87

RECORD: 11-8 (.579)



2014-15 TORONTO TEAM HIGHS & LOWS

CATEGORY	HIGHS			LOWS		
	NO.	OPPONENT	DATE	NO.	OPPONENT	DATE
Points, Game	127	at Brooklyn (OT)	01/30/2015	75	vs. Milwaukee	02/02/2015
	126	at Atlanta	11/26/2014			
Points, Half	73 (2nd+OT)	at L.A. Lakers (OT)	11/30/2014	31 (1st)	vs. Golden State	02/27/2015
	71 (1st)	vs. Milwaukee	11/21/2014			
Points, Quarter	39 (3rd)	vs. Sacramento	01/28/2015	11 (1st)	vs. Golden State	02/27/2015
Points, Overtime	14	at Brooklyn (OT)	01/30/2015	9	at New York (OT)	12/14/2014
Margin of Victory/Defeat	+42	vs. Milwaukee	11/21/2014	-24	vs. Golden State	02/27/2015
Largest Lead/Deficit	+52	vs. Milwaukee	11/21/2014	-41	vs. Golden State	02/27/2015
Field Goals	47	at Brooklyn (OT)	01/30/2015	25	2X - last: at Houston	02/21/2015
	47	vs. Detroit	01/12/2015			
Field Goals Attempted	104	at L.A. Lakers (OT)	11/30/2014	72	vs. New Orleans	01/18/2015
	100	at Chicago	12/22/2014			
Field Goal PCT.	.570	at Utah (45-for-79)	12/03/2014	.318	at Memphis (27-for-85)	01/21/2015
3-Point FG	17	vs. Sacramento	01/28/2015	4	8X - last: vs. New York	03/22/2015
3-Point FGA	34	3X - last: vs. Sacramento	01/28/2015	11	vs. New York	03/22/2015
3-Point PCT.	.600	vs. Milwaukee (15-for-25)	11/21/2014	.179	at Memphis (5-for-28)	01/21/2015
Free Throws	38	2X - last: at Cleveland	11/22/2014	4	vs. Charlotte	04/15/2015
Free Throws Attempted	48	at Orlando	11/01/2014	4	vs. Charlotte	04/15/2015
Free Throw PCT.	1.000	3X - last: vs. Charlotte (4-for-4)	04/15/2015	.583	at Milwaukee (14-for-24)	01/19/2015
Offensive Rebounds	21	at Memphis	01/21/2015	4	vs. Philadelphia	11/09/2014
Defensive Rebounds	44	at Indiana	03/16/2015	18	at Boston	11/05/2014
Rebounds	57	vs. Milwaukee	11/21/2014	24	at Boston	11/05/2014
Rebound Differential	+27	vs. Milwaukee (57-to-30)	11/21/2014	-31	at Boston (24-to-55)	11/05/2014
Assists	29	2X - last: vs. Sacramento	01/28/2015	11	at Miami	11/02/2014
Assist Differential	+13	vs. Philadelphia (26-to-13)	01/14/2015	-16	vs. Golden State (15-to-31)	02/27/2015
Steals	17	at Houston	02/21/2015	2	3X - last: at Detroit	03/24/2015
Blocks	10	vs. Denver (OT)	12/08/2014	1	9X - last: at Orlando	04/10/2015
	10	vs. Boston	01/10/2015			
Personal Fouls	31	at Miami	04/11/2015	13	vs. Washington	02/11/2015
Turnovers	25	at Houston	02/21/2015	5	at Charlotte	03/06/2015
Turnover Differential	+21	at Boston (7-to-28)	11/05/2014	-11	vs. Detroit (19-to-8)	01/12/2015



2014-15 OPPONENT TEAM HIGHS & LOWS

CATEGORY	HIGHS			LOWS		
	NO.	OPPONENT	DATE	NO.	OPPONENT	DATE
Points, Game	129	at L.A. Lakers (OT)	11/30/2014	74	at Charlotte	04/08/2015
	129	at Chicago	12/22/2014			
Points, Half	71 (2nd+OT)	at L.A. Lakers (OT)	11/30/2014	30 (2nd)	vs. Orlando	12/15/2014
	70 (1st)	at Phoenix	01/04/2015			
Points, Quarter	49 (4th)	at Chicago	12/22/2014	9 (4th)	vs. Milwaukee	02/02/2015
Points, Overtime	20	at L.A. Lakers (OT)	11/30/2014	4	at New York (OT)	12/14/2014
Margin of Victory/Defeat	+24	vs. Golden State	02/27/2015	-42	vs. Milwaukee	11/21/2014
Largest Lead/Deficit	+41	vs. Golden State	02/27/2015	-52	vs. Milwaukee	11/21/2014
Field Goals	49	at Brooklyn (OT)	01/30/2015	27	vs. Milwaukee	11/21/2014
	49	at Golden State	01/02/2015			
Field Goals Attempted	104	vs. Denver (OT)	12/08/2014	65	vs. Oklahoma City	11/04/2014
	99	at Boston	04/14/2015			
Field Goal PCT.	.609	vs. Atlanta (42-for-69)	01/16/2015	.330	at Atlanta (29-for-88)	02/20/2015
3-Point FG	15	vs. Cleveland	03/04/2015	1	at Memphis	01/21/2015
3-Point FGA	38	at Atlanta	02/20/2015	7	at Memphis	01/21/2015
3-Point PCT.	.611	at San Antonio (11-for-18)	03/10/2015	.105	at Indiana (2-for-19)	03/16/2015
Free Throws	43	at Chicago	12/22/2014	6	vs. Orlando	12/15/2014
Free Throws Attempted	47	at Chicago	12/22/2014	8	vs. Orlando	12/15/2014
Free Throw PCT.	1.000	at Orlando (10-for-10)	04/10/2014	.455	vs. Brooklyn (10-for-22)	12/17/2014
Offensive Rebounds	20	2X - last: at Detroit	03/24/2015	2	vs. Chicago	03/25/2015
Defensive Rebounds	45	at Charlotte	03/06/2015	19	at Cleveland	12/09/2014
Rebounds	56	at Charlotte	03/06/2015	30	2X - last: vs. L.A. Clippers	02/06/2015
Rebound Differential	+31	at Boston (55-to-24)	11/05/2014	-27	vs. Milwaukee (30-to-57)	11/21/2014
Assists	35	at Golden State	01/02/2015	13	2X - last: vs. Philadelphia	01/14/2015
Assist Differential	+16	vs. Golden State (31-to-15)	02/27/2015	-13	vs. Philadelphia (13-to-26)	01/14/2015
Steals	17	at Houston	02/21/2015	2	at Atlanta	11/26/2014
Blocks	13	at Chicago	12/22/2014	1	3X - last: at Brooklyn	04/03/2015
Personal Fouls	37	at Orlando	11/01/2014	10	2X - last: vs. Charlotte	04/15/2015
Turnovers	28	at Boston	11/05/2014	4	at Indiana	03/16/2015
Turnover Differential	+11	vs. Detroit (8-to-19)	01/12/2015	-21	at Boston (28-to-7)	11/05/2014



2014-15 TORONTO INDIVIDUAL HIGHS

	<u>No.</u>	<u>Name</u>	<u>Opponent</u>	<u>Date</u>
Points, Game	42	DeMar DeRozan	vs. Houston	03/30/2015
Points, Half	25 (2nd)	DeMar DeRozan	vs. Houston	03/30/2015
Points, Quarter	21 (4th)	Lou Williams	vs. Cleveland	03/04/2015
Field Goals	14	DeMar DeRozan	vs. Boston (OT)	04/04/2015
	14	2X - last: DeMar DeRozan	at Charlotte	03/06/2015
Field Goals Attempted	28	Kyle Lowry	at L.A. Lakers (OT)	11/30/2014
	27	DeMar DeRozan	vs. Houston	03/30/2015
3-Point FG	7	Lou Williams	at Atlanta	02/20/2015
3-Point FGA	12	Lou Williams	vs. Sacramento	01/28/2015
Free Throws	15	Lou Williams	at Cleveland	11/22/2014
Free Throws Attempted	17	DeMar DeRozan	vs. Houston	03/30/2015
Offensive Rebounds	8	Jonas Valanciunas	at Atlanta	02/20/2015
Defensive Rebounds	13	Jonas Valanciunas	vs. San Antonio	02/08/2015
Rebounds	16	2X - last: Jonas Valanciunas	vs. San Antonio	02/08/2015
Assists	14	Kyle Lowry	at Cleveland	12/09/2014
Steals	7	Kyle Lowry	vs. Miami	03/15/2015
Blocks	5	Jonas Valanciunas	vs. Houston	03/30/2015
Turnovers	9	Kyle Lowry	at New York (OT)	12/14/2014
	7	2X - last: Kyle Lowry	at Houston	02/21/2015

2014-15 OPPONENT INDIVIDUAL HIGHS

	<u>No.</u>	<u>Name</u>	<u>Opponent</u>	<u>Date</u>
Points, Game	37	Kevin Martin	vs. Minnesota	03/18/2015
Points, Half	24 (2nd)	Monta Ellis	vs. Dallas	11/28/2014
Points, Quarter	18 (1st)	Kevin Martin	vs. Minnesota	03/18/2015
Field Goals	15	Brook Lopez	at Brooklyn (OT)	01/30/2015
	14	Kevin Martin	vs. Minnesota	03/18/2015
Field Goals Attempted	30	Jarrett Jack	at Brooklyn (OT)	01/30/2015
	28	Kevin Martin	vs. Minnesota	03/18/2015
3-Point FG	6	2X - last: Troy Daniels	vs. Charlotte	04/15/2015
3-Point FGA	15	Damian Lillard	at Portland (OT)	12/30/2014
	13	Troy Daniels	vs. Charlotte	04/15/2015
Free Throws	11	John Wall	at Washington (OT)	01/31/2015
	11	3X - last: Dwyane Wade	at Miami	04/11/2015
Free Throws Attempted	16	Hassan Whiteside	at Miami	04/11/2015
Offensive Rebounds	10	2X - last: Brook Lopez	at Brooklyn	04/03/2015
Defensive Rebounds	13	2X - last: DeAndre Jordan	at L.A. Clippers	12/27/2014
Rebounds	20	DeAndre Jordan	at L.A. Clippers	12/27/2014
Assists	17	Russell Westbrook	at Oklahoma City	03/08/2015
Steals	5	Amar'e Stoudemire	at New York (OT)	12/14/2014
	5	2X - last: Kawhi Leonard	at San Antonio	03/10/2015
Blocks	6	Hassan Whiteside	at Miami	04/11/2015
Turnovers	9	Russell Westbrook	at Oklahoma City	03/08/2015



JUNE 26: Selected Bruno Caboclo (20th pick) and DeAndre Daniels (37th pick) in the NBA Draft. Traded the draft rights to Xavier Thames (59th pick) to Brooklyn for cash considerations.

JUNE 30: Acquired Lou Williams and Lucas Nogueira from Atlanta in exchange for John Salmons and a 2015 second-round draft pick.

JUNE 30: Extended qualifying offers to restricted free agents Greivis Vasquez, Patrick Patterson and Nando De Colo.

JUNE 30: Exercised a team-option on Tyler Hansbrough.

JULY 10: Re-signed Kyle Lowry to a multi-year contract.

JULY 10: Acquired Diante Garrett from Utah in exchange for Steve Novak and a future second-round draft pick.

JULY 12: Re-signed Patrick Patterson to a multi-year contract.

JULY 17: Re-signed Greivis Vasquez to a multi-year contract.

JULY 17: Signed James Johnson to a multi-year contract.

JULY 19: Waived Dwight Buycks and Diante Garrett.

AUGUST 3: Signed Lucas Nogueira to a rookie scale contract.

AUGUST 3: Signed Will Cherry.

AUGUST 18: Signed Jordan Hamilton.

SEPTEMBER 4: Signed Greg Stiemsma.

OCTOBER 14: Exercised fourth-year team options on Jonas Valanciunas and Terrence Ross.

OCTOBER 25: Waived Jordan Hamilton and Will Cherry.

OCTOBER 29: Placed Bruno Caboclo and Greg Stiemsma (sprained right ankle) on the inactive list.

NOVEMBER 1: Placed Lucas Nogueira on the inactive list. Activated Greg Stiemsma.

NOVEMBER 2: Placed Amir Johnson (sore left ankle) on the inactive list. Activated Lucas Nogueira.

NOVEMBER 5: Placed Jonas Valanciunas (right hand contusion) on the inactive list. Activated Bruno Caboclo.

NOVEMBER 7: Placed Bruno Caboclo and Lucas Nogueira on the inactive list. Activated Amir Johnson and Jonas Valanciunas.

NOVEMBER 11: Placed Landry Fields (flu-like symptoms) on the inactive list. Activated Bruno Caboclo.

NOVEMBER 15: Placed Lucas Nogueira on the inactive list. Activated Landry Fields.

NOVEMBER 19: Placed James Johnson (sprained right ankle) on the inactive list. Activated Bruno Caboclo.

NOVEMBER 21: Placed Tyler Hansbrough (right shoulder AC sprain) on the inactive list. Activated Lucas Nogueira.

NOVEMBER 24: Placed Lucas Nogueira on the inactive list. Activated James Johnson.

NOVEMBER 30: Placed DeMar DeRozan (torn left adductor longus tendon) and Bruno Caboclo on the inactive list. Activated Tyler Hansbrough and Lucas Nogueira.

DECEMBER 21: Placed Landry Fields (concussion) on the inactive list. Activated Bruno Caboclo.

DECEMBER 25: Assigned Bruno Caboclo to the Fort Wayne Mad Ants of the NBA Development League.

DECEMBER 27: Placed Bruno Caboclo on the inactive list. Activated Landry Fields.

JANUARY 1: Recalled Bruno Caboclo from the Fort Wayne Mad Ants.

JANUARY 10: Placed Lucas Nogueira on the inactive list. Activated Bruno Caboclo.

JANUARY 14: Placed Bruno Caboclo on the inactive list. Activated DeMar DeRozan.

JANUARY 30: Placed James Johnson (strained right hamstring) on the inactive list. Activated Bruno Caboclo.

FEBRUARY 6: Placed Bruno Caboclo on the inactive list. Activated James Johnson.

FEBRUARY 18: Reassigned Bruno Caboclo to the Fort Wayne Mad Ants of the NBA Development League.

FEBRUARY 21: Placed Lou Williams (sprained left ankle) on the inactive list. Activated Lucas Nogueira.

FEBRUARY 23: Placed Patrick Patterson (sprained left knee) on the inactive list. Activated Lou Williams.

FEBRUARY 23: Placed Lucas Nogueira on the inactive list. Activated Patrick Patterson.

FEBRUARY 28: Placed Kyle Lowry on the inactive list. Activated Lucas Nogueira.

MARCH 6: Placed Lucas Nogueira on the inactive list. Activated Kyle Lowry.

MARCH 8: Recalled Bruno Caboclo from the Fort Wayne Mad Ants.

MARCH 12: Assigned Lucas Nogueira to the Fort Wayne Mad Ants of the NBA Development League.

MARCH 13: Placed Jonas Valanciunas (personal) on the inactive list. Activated Bruno Caboclo.

MARCH 15: Placed Bruno Caboclo on the inactive list. Activated Jonas Valanciunas.

MARCH 16: Recalled Lucas Nogueira from the Fort Wayne Mad Ants.

MARCH 17: Reassigned Lucas Nogueira to the Fort Wayne Mad Ants.

MARCH 22: Placed Kyle Lowry (back contusion) on the inactive list. Activated Bruno Caboclo.

MARCH 24: Placed Bruno Caboclo on the inactive list. Activated Kyle Lowry.

MARCH 25: Placed Kyle Lowry (back spasms) on the inactive list. Activated Bruno Caboclo.

MARCH 26: Recalled Lucas Nogueira from the Fort Wayne Mad Ants.

APRIL 10: Placed Amir Johnson (sprained right ankle) on the inactive list. Activated Kyle Lowry.

APRIL 14: Placed Bruno Caboclo on the inactive list. Activated Amir Johnson.



2014-15 RESULTS

DATE	OPPONENT	TEAM/OPP	HOME	ROAD	TOTAL	HIGH PTS	HIGH REB	HIGH AST	OPPONENT PTS	ATTEN.
Oct 29	ATLANTA	W109-102	1-0	0-0	1-0	Valanciunas-17	DeRozan-11	Lowry-10	Scott-20 Korver-20 Teague-20	19,800
Nov 1	@Orlando	W108- 95	1-0	1-0	2-0	DeRozan-26	Valanciunas-11	Lowry-5	Fournier-18	16,141
Nov 2	@Miami	L102-107	1-0	1-1	2-1	DeRozan-30	Valanciunas-8	Lowry-3	Bosh-21	19,666
Nov 4	OKLAHOMA CITY	W100- 88	2-0	1-1	3-1	DeRozan-16	Patterson-8	Lowry-5	Ibaka-25	18,877
Nov 5	@Boston	W110-107	2-0	2-1	4-1	Lowry-35	Hansbrough-5	DeRozan-6	Green-20	16,249
Nov 7	WASHINGTON	W103- 84	3-0	2-1	5-1	DeRozan-25	Lowry-11	Lowry-10	Porter-13	19,800
Nov 9	PHILADELPHIA	W120- 88	4-0	2-1	6-1	DeRozan-24	DeRozan-6	Vasquez-6	Wroten-18	18,470
Nov 11	ORLANDO	W104-100	5-0	2-1	7-1	Lowry-19	J. Johnson-10	Hansbrough-6	Fournier-24	19,800
Nov 13	CHICAGO	L 93-100	5-1	2-1	7-2	Lowry-20	Valanciunas-8	Lowry-7	Gasol-27	19,800
Nov 15	UTAH	W111- 93	6-1	2-1	8-2	DeRozan-27 Favors-18	Valanciunas-14	Lowry-4	Kanter-18	19,800
Nov 19	MEMPHIS	W 96- 92	7-1	2-1	9-2	DeRozan-21	A. Johnson-9	Lowry-7	Gasol-22	19,800
Nov 21	MILWAUKEE	W124- 82	8-1	2-1	10-2	Williams-22	Valanciunas-12	Vasquez-6	Parker-15	19,800
Nov 22	@Cleveland	W110- 93	8-1	3-1	11-2	Williams-36	Patterson-6	Lowry-8	Love-23	20,562
Nov 24	PHOENIX	W104-100	9-1	3-1	12-2	Valanciunas-27	Valanciunas-11	Lowry-8	Bledsoe-25	19,800
Nov 26	@Atlanta	W126-115	9-1	4-1	13-2	DeRozan-27	Valanciunas-7	Lowry-13	Teague-24	16,253
Nov 28	DALLAS	L102-106	9-2	4-1	13-3	Lowry-25	Valanciunas-13	Vasquez-6	Ellis-30	19,800
Nov 30	@L.A. Lakers	L122-129(OT)	9-2	4-2	13-4	Lowry-29	Patterson-13	Lowry-9	Bryant-31	18,997
Dec 2	@Sacramento	W117-109	9-2	5-2	14-4	Lowry-27	Valanciunas-8	Lowry-13	McLemore-21	15,522
Dec 3	@Utah	W123-104	9-2	6-2	15-4	Lowry-39	Valanciunas-6	Vasquez-5	Kanter-19	16,677
Dec 5	CLEVELAND	L91-105	9-3	6-2	15-5	A. Johnson-27	Patterson-8	Lowry-9	Favors-19	20,077
Dec 8	DENVER	W112-107(OT)	10-3	6-2	16-5	Williams-26	Valanciunas-12	Lowry-13	James-24	19,800
Dec 9	@Cleveland	L101-105	10-3	6-3	16-6	Ross-18	Valanciunas-15	Lowry-14	Affalo-25	20,562
Dec 12	INDIANA	W106- 94	11-3	6-3	17-6	Williams-26	Valanciunas-14	Lowry-7	James-35	19,800
Dec 14	@New York	W 95- 90(OT)	11-3	7-3	18-6	Ross-22	Valanciunas-13	Lowry-11	S. Hill-16	19,800
Dec 15	ORLANDO	W 95- 82	12-3	7-3	19-6	Williams-18	Valanciunas-8	Lowry-8	Anthony-34	19,812
Dec 17	BROOKLYN	W105- 89	13-3	7-3	20-6	Lowry-20	Valanciunas-10	Lowry-12	Harris-18	19,800
Dec 19	@Detroit	W110-100	13-3	8-3	21-6	Valanciunas-17	A. Johnson-8	Lowry-7	Plumlee-23	19,800
Dec 21	NEW YORK	W118-108	14-3	8-3	22-6	Williams-22	J. Johnson-8	Lowry-9	Jennings-22	16,274
Dec 22	@Chicago	L120-129	14-3	8-4	22-7	Lowry-34	A. Johnson-10	Lowry-9	Anthony-28	19,800
Dec 27	@L.A. Clipper	W110- 98	14-3	9-4	23-7	Lowry-25	Patterson-9	Vasquez-4	Rose-29	21,846
Dec 28	@Denver	W116-102	14-3	10-4	24-7	Williams-31	Valanciunas-9	Williams-4	Redick-23	19,335
Dec 30	@Portland	L97-102(OT)	14-3	10-5	24-8	Lowry-25	A. Johnson-12	Lowry-7	Lawson-28	14,216
Jan 2	@Golden State	L105-126	14-3	10-6	24-9	Vasquez-25	Ross-8	Lowry-11	Lillard-26	20,053
Jan 4	@Phoenix	L109-125	14-3	10-7	24-10	Valanciunas-21	J. Johnson-11	Lowry-5		
Jan 8	CHARLOTTE	L 95-103	14-4	10-7	24-11	Lowry-24	A. Johnson-10	Lowry-8	Curry-32	19,596
Jan 10	BOSTON	W109- 96	15-4	10-7	25-11	Lowry-19	Valanciunas-10	Lowry-7	Bledsoe-20	17,166
Jan 12	DETROIT	L111-114	15-5	10-7	25-12	Williams-19	Lowry-7	Lowry-7	Henderson-31	19,800
Jan 14	PHILADELPHIA	W100- 84	16-5	10-7	26-12	Valanciunas-31	J. Johnson-10	Lowry-7	Olynyk-23	19,800
Jan 16	ATLANTA	L 89-110	16-6	10-7	26-13	DeRozan-20	Valanciunas-12	Lowry-12	Jennings-34	19,800
Jan 18	NEW ORLEANS	L 93- 95	16-7	10-7	26-14	DeRozan-22	A. Johnson-16	Lowry-12	Carter-Williams-29	19,800
Jan 19	@Milwaukee	W 92- 89	16-7	11-7	27-14	Lowry-18	Valanciunas-6	Vasquez-6	Horford-22	19,800
Jan 21	@Memphis	L 86- 92	16-7	11-8	27-15	Williams-21	J. Johnson-6	Vasquez-9	Evans-26	19,800
Jan 23	@Philadelphia	W 91- 86	16-7	12-8	28-15	Lowry-21	A. Johnson-10	DeRozan-4	Knight-20	12,707
Jan 25	DETROIT	W114-110	17-7	12-8	29-15	DeRozan-25	Valanciunas-13	Lowry-3	Gasol-26	15,112
Jan 27	@Indiana	W104- 91	17-7	13-8	30-15	DeRozan-24	Patterson-13	A. Johnson-3	Vasquez-3	
Jan 28	SACRAMENTO	W119-102	18-7	13-8	31-15	Williams-27	Valanciunas-11	Lowry-5	Covington-18	13,640
Jan 30	@Brooklyn	W127-122(OT)	18-7	14-8	32-15	DeRozan-26	Valanciunas-9	Lowry-8	Augustin-35	19,800
Jan 31	@Washington	W120-116(OT)	18-7	15-8	33-15	Lowry-23	Valanciunas-11	Lowry-8	Stuckey-22	16,204
								Lowry-7	Gay-22	19,800
								DeRozan-9	Lopez-35	17,062
								Jack-35		
								DeRozan-7	Wall-28	20,356



DATE	OPPONENT	TEAM/OPP	HOME	ROAD	TOTAL	HIGH PTS	HIGH REB	HIGH AST	OPPONENT PTS	ATTEN.
Feb 2	MILWAUKEE	L 75- 82	18-8	15-8	33-16	DeRozan-16	Valanciunas-13	Lowry-5	Middleton-25	19,800
Feb 4	BROOKLYN	L 93-109	18-9	15-8	33-17	Ross-23	Valanciunas-10	Lowry-10	Jack-24	19,800
Feb 6	L.A. CLIPPERS	W123-107	19-9	15-8	34-17	DeRozan-24	DeRozan-9	DeRozan-8	Griffin-26	19,800
Feb 8	SAN ANTONIO	W 87- 82	20-9	15-8	35-17	J. Johnson-20 Belinelli-12	Valanciunas-16	Lowry-7	Duncan-12	19,800
Feb 11	WASHINGTON	W 95- 93	21-9	15-8	36-17	Williams-27	Patterson-8	Lowry-6	Wall-21	19,800
Feb 20	@Atlanta	W105- 80	21-9	16-8	37-17	Williams-26	Valanciunas-13	Lowry-9	Millsap-11 Korver-11 Teague-11	18,968
Feb 21	@Houston	L 76- 98	21-9	16-9	37-18	J. Johnson-27	A. Johnson-7 Valanciunas-7	Lowry-4	Brewer-26	18,329
Feb 23	@New Orleans	L 97-100	21-9	16-10	37-19	Lowry-22	Valanciunas-14	Lowry-5	Babbitt-18	16,514
Feb 24	@Dallas	L 92- 99	21-9	16-11	37-20	DeRozan-18	Valanciunas-9	Lowry-6	Ellis-20	20,151
Feb 27	GOLDEN STATE	L 89-113	21-10	16-11	37-21	Ross-18	Valanciunas-12	Vasquez-4	Thompson-25	19,800
Feb 28	@New York	L 98-103	21-10	16-12	37-22	Williams-22	Valanciunas-8	Vasquez-6	Hardaway-22	19,812
Mar 2	@Philadelphia	W114-103	21-10	17-12	38-22	DeRozan-35	DeRozan-9	Vasquez-5 DeRozan-5 Williams-5	Smith-19	10,742
Mar 4	CLEVELAND	L112-120	21-11	17-12	38-23	Valanciunas-26 Williams-26	Valanciunas-11	Vasquez-13	James-29	19,800
Mar 6	@Charlotte	L 94-103	21-11	17-13	38-24	DeRozan-30	Valanciunas-6	Ross-7	Jefferson-23 Mo Williams-23	19,080
Mar 8	@Oklahoma City	L104-108	21-11	17-14	38-25	DeRozan-24	Patterson-8	DeRozan-9	Westbrook-30	18,203
Mar 10	@San Antonio	L107-117	21-11	17-15	38-26	Lowry-32	A. Johnson-14	Lowry-5	Leonard-24	18,581
Mar 13	MIAMI	W102- 92	22-11	17-15	39-26	Lowry-19	Lowry-8	Lowry-8	Wade-25	19,800
Mar 15	PORTLAND	L 97-113	22-12	17-15	39-27	DeRozan-22	Valanciunas-9	Lowry-6	Aldridge-24	19,800
Mar 16	@Indiana	W117- 98	22-12	18-15	40-27	Williams-24	Valanciunas-12	Lowry-10	G. Hill-23	17,060
Mar 18	MINNESOTA	W105-100	23-12	18-15	41-27	DeRozan-21	Valanciunas-15	Lowry-6	Martin-37	19,800
Mar 20	@Chicago	L 92-108	23-12	18-16	41-28	DeRozan-27	DeRozan-7	Vasquez-6	Mirotic-29	21,998
Mar 22	NEW YORK	W106- 89	24-12	18-16	42-28	DeRozan-23	Valanciunas-10	DeRozan-5	Thomas-24	19,800
Mar 24	@Detroit	L104-108	24-12	18-17	42-29	DeRozan-22	DeRozan-10	Patterson-4 DeRozan-4	Jackson-28	14,420
Mar 25	CHICAGO	L103-116	24-13	18-17	42-30	Vasquez-22	Valanciunas-12	DeRozan-5	Butler-23	19,800
Mar 27	L.A. LAKERS	W 94- 83	25-13	18-17	43-30	Valanciunas-19	DeRozan-10	DeRozan-7	Lin-18	19,800
Mar 30	HOUSTON	W 99- 96	26-13	18-17	44-30	DeRozan-42	A. Johnson-16	Vasquez-7	Harden-31	19,800
Apr 1	@Minnesota	W113- 99	26-13	19-17	45-30	Williams-18	Hansbrough-11	Patterson-6 A. Johnson-6	Wiggins-25	12,699
Apr 3	@Brooklyn	L109-114	26-13	19-18	45-31	DeRozan-27	Patterson-9 Valanciunas-9	DeRozan-8	Williams-31	17,732
Apr 4	BOSTON	L116-117(OT)	26-14	19-18	45-32	DeRozan-38	Valanciunas-14	Williams-4	Thomas-25	19,800
Apr 8	@Charlotte	W 92- 74	26-14	20-18	46-32	DeRozan-18	Hansbrough-12	DeRozan-7	Walker-15	15,593
Apr 10	@Orlando	W101- 99	26-14	21-18	47-32	DeRozan-29	Valanciunas-13	Lowry-7	Oladipo-19	16,227
Apr 11	@Miami	W107-104	26-14	22-18	48-32	Williams-29	Hansbrough-10	Patterson-3	Wade-30	19,689
Apr 14	@Boston	L 93-95	26-14	22-19	48-33	Lowry-16 Williams-16	Valanciunas-8 A. Johnson-8	Vasquez-7	Turner-14 Bradley-14	18,624
Apr. 15	CHARLOTTE	W 92-87	27-14	22-19	49-33	Lowry-26	A. Johnson-8	Lowry-7	Daniels-24	19,800

Through April 26 (0-4)

TORONTO RAPTORS

2015 FIRST ROUND VS. WASHINGTON

PLAYER				-FIELD GOALS-			-3-POINT FG--			-FREE THROWS-			--REBOUNDS--			AST	PF	DQ	STL	TO	BLK	PTS	AVG
	G	GS	MIN	FG	FGA	PCT	FG	FGA	PCT	FT	FTA	PCT	OFF	DEF	TOT								
DeRozan	4	4	159	32	80	.400	3	8	.375	14	17	.824	5	20	25	23	12	0	6	10	0	81	20.3
Williams	4	0	102	16	51	.314	4	21	.190	15	18	.833	2	5	7	5	9	0	6	3	0	51	12.8
Lowry	4	4	131	18	57	.316	5	23	.217	8	11	.727	7	15	22	19	18	1	5	12	0	49	12.3
A. Johnson	4	2	112	20	29	.690	0	1	.000	6	12	.500	7	21	28	4	16	0	1	7	3	46	11.5
Valanciunas	4	4	106	19	38	.500	0	0	---	7	8	.875	9	28	37	2	7	0	2	4	1	45	11.3
Patterson	4	0	106	15	27	.556	7	15	.467	4	4	1.000	4	10	14	5	5	0	3	3	0	41	10.3
Vasquez	4	0	101	11	29	.379	5	14	.357	3	3	1.000	0	7	7	12	15	0	2	4	0	30	7.5
Ross	4	4	107	11	29	.379	6	18	.333	0	0	---	0	6	6	4	10	0	3	2	4	28	7.0
Stiemsma	1	0	2	2	2	1.000	0	0	---	1	2	.500	0	0	0	0	0	0	0	0	0	5	5.0
J. Johnson	2	0	12	2	6	.333	0	0	---	0	6	.000	0	2	2	1	0	0	0	0	0	4	2.0
Hansbrough	4	2	48	1	5	.200	0	0	---	3	4	.750	1	5	6	3	8	0	2	2	1	5	1.3
RAPTORS	4	-	985	147	353	.416	30	100	.300	61	85	.718	35	119	154	78	100	1	30	48	9	385	96.3
WIZARDS	4	-	985	158	328	.482	43	97	.443	82	114	.719	44	149	193	105	82	1	26	58	26	441	110.3

PLAYER	-- SINGLE-GAME HIGHS --							-----REB-----							AVERAGE PER GAME				-----				-CAREER HIGHS (C=SET, T=TIED THIS SERIES)-							
	MIN	REB	AST	ST	TO	BL	PTS	MIN	REB	AST	STL	TO	BLK	PTS	FG	FGA	FT	FTA	REB	AST	PTS	FG	FGA	FT	FTA					
DeRozan	43	11	7	3	3	0	32	39.7	6.3	5.8	1.50	2.5	0.00	20.3	11C	29C	13	15	11C	7C	32C									
Williams	32	3	4	3	3	0	20	25.6	1.8	1.3	1.50	0.8	0.00	12.8	8	16C	10C	10T	7	8	20T									
Lowry	38	8	7	4	6	0	21	32.8	5.5	4.8	1.25	3.0	0.00	12.3	11	22C	12	14	9	8	36									
A. Johnson	34	12	3	1	2	1	18	27.9	7.0	1.0	0.25	1.8	0.75	11.5	9	12T	3	5T	12C	3C	20									
Valanciunas	29	10	1	1	2	1	16	26.4	9.3	0.5	0.50	1.0	0.25	11.3	7T	13	5T	7	18	2	17									
Patterson	32	5	2	2	2	0	15	26.5	3.5	1.3	0.75	0.8	0.00	10.3	6T	9	6	6	9	4	17									
Vasquez	31	2	5	1	2	0	11	25.3	1.8	3.0	0.50	1.0	0.00	7.5	6	12	5	5	6	9	18									
Ross	31	3	2	2	1	2	10	26.7	1.5	1.0	0.75	0.5	1.00	7.0	5	12	2	3	3T	2C	11									
Stiemsma	2	0	0	0	0	0	5	2.0	0.0	0.0	0.00	0.0	0.00	5.0	5	5	2	2T	9	1	10									
J. Johnson	7	2	1	0	0	0	4	6.0	1.0	0.5	0.00	0.0	0.00	2.0	4	11	6	8	5	1T	15									
Hansbrough	13	3	2	2	1	1	4	11.9	1.5	0.8	0.50	0.5	0.25	1.3	10	19	8	9	11	2T	22									
RAPTORS	265	48	21	12	16	4	106	246.3	38.5	19.5	7.50	12.0	2.25	96.3	42	99C	33	41	52	31	115									
OPPONENTS	265	61	30	10	17	13	125	246.3	48.3	26.3	6.50	14.5	6.50	110.3	47	99C	29	38	61C	32	125C									

TORONTO RAPTORS

Date	Opponent	Team/Opp	Home	Road	Total	High Scoring	High Rebounds	High Assists	Opponent Scoring	Atten.
Apr 18	WASHINGTON	L 86- 93(OT)	0-1	0-0	0-1	A. Johnson-18	DeRozan-11	DeRozan-6	Pierce-20	19,800
Apr 21	WASHINGTON	L106-117	0-2	0-0	0-2	DeRozan-20 Williams-20	Valanciunas-10	DeRozan-7	Beal-28	19,800
Apr 24	@Washington	L 99-106	0-2	0-1	0-3	DeRozan-32	A. Johnson-12	Lowry-7	Gortat-24	20,356
Apr 26	@Washington	L 94-125	0-2	0-2	0-4	Lowry-21	Valanciunas-9	Lowry-4 Vasquez-4 DeRozan-4	Beal-23	20,356



Through games of April 15
2014-2015 HIGH GAMES

TORONTO RAPTORS

Page 1

PLAYER	MINUTES	FIELD GOALS	FREE THROWS	----- OFFENSIVE	REBOUNDS DEFENSIVE	----- TOTAL	ASSISTS	STEALS	TURNOVERS	BLOCKED SHOTS	POINTS
BRUNO CABOCLO	12C NOV. 21 vs Milw.	3C NOV. 21 vs Milw.	0C	1C DEC. 21 vs N.Y.	1C NOV. 21 vs Milw.	1C(2) DEC. 21 vs N.Y.	0C	0C	2C MAR. 27 vs LA-L	1C NOV. 21 vs Milw.	8C NOV. 21 vs Milw.
DEMAR DEROZAN	43 (2) APR. 4 vs Bos.	14 (3) APR. 4 vs Bos.	12 (5) MAR. 30 vs Hou.	3 (3) APR. 3 at Brk.	10T MAR. 30 vs Hou.	11C(2) MAR. 30 vs Hou.	9 (2) MAR. 8 at OKC.	6C OCT. 29 vs Atl.	6T(2) APR. 4 vs Bos.	3 APR. 8 at Cha.	42C MAR. 30 vs Hou.
LANDRY FIELDS	23 (2) DEC. 14 at N.Y.	4 NOV. 21 vs Milw.	4 DEC. 12 vs Ind.	2 (3) JAN. 4 at Phoe.	2 (4) MAR. 16 at Ind.	4 (2) JAN. 4 at Phoe.	2 (5) JAN. 4 at Phoe.	3 JAN. 4 at Phoe.	2 (2) JAN. 4 at Phoe.	0	8 (3) DEC. 15 vs Orl.
TYLER HANSBROUGH	37 APR. 8 at Cha.	7 (2) APR. 10 at Orl.	8 (2) APR. 4 vs Bos.	5 (2) APR. 11 at Miami	9T APR. 1 at Minn.	12 APR. 8 at Cha.	2 APR. 15 vs Cha.	2 (7) APR. 14 at Bos.	2 (2) MAR. 15 vs Port.	2 (2) APR. 8 at Cha.	18 (2) APR. 4 vs Bos.
CHUCK HAYES	17 NOV. 26 at Atl.	4 DEC. 19 at Det.	2 DEC. 28 at Den.	4 APR. 11 at Miami	3 (4) APR. 11 at Miami	7 APR. 11 at Miami	3 NOV. 22 at Clev.	3 NOV. 22 at Clev.	2 NOV. 2 at Miami	2 JAN. 28 vs Sac.	9 DEC. 19 at Det.
AMIR JOHNSON	38 JAN. 31 at Wash.	11 DEC. 5 vs Clev.	5 NOV. 13 vs Chi.	6 (3) MAR. 30 vs Hou.	11 JAN. 14 vs Phil.	16 (2) MAR. 30 vs Hou.	6T APR. 1 at Minn.	2 (9) MAR. 18 vs Minn.	5 JAN. 28 vs Sac.	4 OCT. 29 vs Atl.	27 DEC. 5 vs Clev.
JAMES JOHNSON	36 JAN. 10 vs Bos.	10T FEB. 21 at Hou.	6 FEB. 21 at Hou.	3 (4) JAN. 10 vs Bos.	10T NOV. 11 vs Orl.	11 DEC. 30 at Port.	5 NOV. 4 vs OKC.	4 (4) MAR. 8 at OKC.	3 (7) APR. 8 at Cha.	4 (3) FEB. 21 at Hou.	27C FEB. 21 at Hou.
KYLE LOWRY	44 JAN. 30 at Brk.	13 DEC. 3 at Utah	11 NOV. 22 at Clev.	3 (3) JAN. 21 at Mem.	11C MAR. 16 at Ind.	11 (2) MAR. 16 at Ind.	14 DEC. 9 at Clev.	7C MAR. 13 vs Miami	9C DEC. 14 at N.Y.	1 (13) APR. 11 at Miami	39C DEC. 3 at Utah
LUCAS NOGUEIRA	9C NOV. 21 vs Milw.	1C(2) JAN. 4 at Phoe.	2C JAN. 4 at Phoe.	1C(2) FEB. 21 at Hou.	4C NOV. 21 vs Milw.	5C NOV. 21 vs Milw.	1C JAN. 4 at Phoe.	1C(2) JAN. 4 at Phoe.	2C NOV. 21 vs Milw.	0C	4C JAN. 4 at Phoe.

PLAYER	MINUTES	FIELD GOALS	FREE THROWS	----- OFFENSIVE	REBOUNDS DEFENSIVE	----- TOTAL	ASSISTS	STEALS	TURNOVERS	BLOCKED SHOTS	POINTS
PATRICK PATTERSON	39 DEC. 8 vs Den.	7 (3) MAR. 20 at Chi.	6T JAN. 21 at Mem.	7C DEC. 22 at Chi.	9 JAN. 19 at Milw.	13T(3) JAN. 23 at Phil.	6C(3) APR. 3 at Brk.	3T APR. 10 at Orl.	3 (3) APR. 10 at Orl.	2 (7) APR. 8 at Cha.	19 DEC. 8 vs Den.
TERRENCE ROSS	40 DEC. 8 vs Den.	9 FEB. 4 vs Brk.	5 NOV. 11 vs Orl.	3 (2) APR. 11 at Miami	7 (2) DEC. 28 at Den.	8 DEC. 28 at Den.	7C MAR. 6 at Cha.	2 (12) APR. 14 at Bos.	5T DEC. 9 at Clev.	2 (3) APR. 14 at Bos.	23 FEB. 4 vs Brk.
GREG STIEMSMA	13 NOV. 4 vs OKC.	2 (2) NOV. 5 at Bos.	2 NOV. 5 at Bos.	3 NOV. 4 vs OKC.	2 (2) MAR. 15 vs Port.	4 NOV. 21 vs Milw.	1 (3) FEB. 4 vs Brk.	1 (2) FEB. 27 vs G.S.	2 FEB. 27 vs G.S.	0	6 NOV. 5 at Bos.
JONAS VALANCIUNAS	37 DEC. 9 at Clev.	14C JAN. 12 vs Det.	9 (2) DEC. 2 at Sac.	8T FEB. 20 at Atl.	13T FEB. 8 vs S.A.	16 FEB. 8 vs S.A.	2 (8) APR. 8 at Cha.	3C FEB. 21 at Hou.	5 (2) JAN. 19 at Milw.	5T MAR. 30 vs Hou.	31C JAN. 12 vs Det.
GREIVIS VASQUEZ	40 MAR. 4 vs Clev.	10 JAN. 2 at G.S.	4 NOV. 1 at Orl.	2 (5) MAR. 25 vs Chi.	7 JAN. 30 at Brk.	7 JAN. 30 at Brk.	13 MAR. 4 vs Clev.	2 (6) MAR. 30 vs Hou.	5 NOV. 13 vs Chi.	2T DEC. 8 vs Den.	25 JAN. 2 at G.S.
LOU WILLIAMS	34 (3) APR. 4 vs Bos.	11 DEC. 28 at Den.	15T NOV. 22 at Clev.	3T(2) MAR. 13 vs Miami	5 DEC. 3 at Utah	5 (3) APR. 14 at Bos.	6 MAR. 4 vs Clev.	4 (3) FEB. 20 at Atl.	4 (3) APR. 14 at Bos.	1 (10) APR. 14 at Bos.	36C NOV. 22 at Clev.
RAPTORS High Games	265 (7) APR. 4 vs Bos.	47 (2) JAN. 30 at Brk.	38 (2) NOV. 22 at Clev.	21 JAN. 21 at Mem.	44 MAR. 16 at Ind.	57 NOV. 21 vs Milw.	29 (2) JAN. 28 vs Sac.	17 FEB. 21 at Hou.	25 FEB. 21 at Hou.	10 (2) JAN. 10 vs Bos.	127 JAN. 30 at Brk.
RAPTORS Low Games	240 (75) APR. 15 vs Cha.	25 (2) FEB. 21 at Hou.	4 APR. 15 vs Cha.	4 NOV. 9 vs Phil.	18 NOV. 5 at Bos.	24 NOV. 5 at Bos.	11 NOV. 2 at Miami	2 (3) MAR. 24 at Det.	5 MAR. 6 at Cha.	1 (9) APR. 10 at Orl.	75 FEB. 2 vs Milw.
OPPONENTS High Games	265 (7) APR. 4 vs Bos.	49 (2) JAN. 30 at Brk.	43 DEC. 22 at Chi.	20 (2) MAR. 24 at Det.	45 MAR. 6 at Cha.	56 MAR. 6 at Cha.	35 JAN. 2 at G.S.	17 FEB. 21 at Hou.	28 NOV. 5 at Bos.	13 DEC. 22 at Chi.	129 (2) DEC. 22 at Chi.
OPPONENTS Low Games	240 (75) APR. 15 vs Cha.	27 NOV. 21 vs Milw.	6 DEC. 15 vs Orl.	2 MAR. 25 vs Chi.	19 DEC. 9 at Clev.	30 (2) FEB. 6 vs LA-C	13 (2) JAN. 14 vs Phil.	2 NOV. 26 at Atl.	4 MAR. 16 at Ind.	1 (3) APR. 3 at Brk.	74 APR. 8 at Cha.



2014-15 RAPTORS STARTERS

Date	Opp	Result	Score	W	L	Forward	Forward	Centre	Guard	Guard
Oct. 29	ATL	W	109-102	1	0	Ross	A. Johnson	Valanciunas	DeRozan	Lowry
Nov. 1	@ ORL	W	108-95	2	0	Ross	A. Johnson	Valanciunas	DeRozan	Lowry
Nov. 2	@ MIA	L	107-102	2	1	Ross	Patterson	Valanciunas	DeRozan	Lowry
Nov. 4	OKC	W	100-88	3	1	Ross	Patterson	Valanciunas	DeRozan	Lowry
Nov. 5	@ BOS	W	110-107	4	1	Ross	Patterson	Hansbrough	DeRozan	Lowry
Nov. 7	WAS	W	103-84	5	1	Ross	A. Johnson	Valanciunas	DeRozan	Lowry
Nov. 9	PHI	W	120-88	6	1	Ross	A. Johnson	Valanciunas	DeRozan	Lowry
Nov. 11	ORL	W	104-100	7	1	Ross	A. Johnson	Valanciunas	DeRozan	Lowry
Nov. 13	CHI	L	100-93	7	2	Ross	A. Johnson	Valanciunas	DeRozan	Lowry
Nov. 15	UTA	W	111-93	8	2	Ross	A. Johnson	Valanciunas	DeRozan	Lowry
Nov. 19	MEM	W	96-92	9	2	Ross	A. Johnson	Valanciunas	DeRozan	Lowry
Nov. 21	MIL	W	124-82	10	2	Ross	A. Johnson	Valanciunas	DeRozan	Lowry
Nov. 22	@ CLE	W	110-93	11	2	Ross	A. Johnson	Valanciunas	DeRozan	Lowry
Nov. 24	PHX	W	104-100	12	2	Ross	A. Johnson	Valanciunas	DeRozan	Lowry
Nov. 26	@ ATL	W	126-115	13	2	Ross	A. Johnson	Valanciunas	DeRozan	Lowry
Nov. 28	DAL	L	106-102	13	3	Ross	A. Johnson	Valanciunas	DeRozan	Lowry
Nov. 30	@ LAL	L	129-122 (OT)	13	4	Ross	A. Johnson	Valanciunas	Vasquez	Lowry
Dec. 2	@ SAC	W	117-109	14	4	Ross	A. Johnson	Valanciunas	Vasquez	Lowry
Dec. 3	@ UTA	W	123-104	15	4	Ross	A. Johnson	Valanciunas	Vasquez	Lowry
Dec. 5	CLE	L	105-91	15	5	Ross	A. Johnson	Valanciunas	Vasquez	Lowry
Dec. 8	DEN	W	112-107 (OT)	16	5	Ross	A. Johnson	Valanciunas	Vasquez	Lowry
Dec. 9	@ CLE	L	105-101	16	6	Fields	A. Johnson	Valanciunas	Ross	Lowry
Dec. 12	IND	W	106-94	17	6	Fields	A. Johnson	Valanciunas	Ross	Lowry
Dec. 14	@ N.Y.	W	95-90 (OT)	18	6	Fields	A. Johnson	Valanciunas	Ross	Lowry
Dec. 15	ORL	W	95-82	19	6	Fields	A. Johnson	Valanciunas	Ross	Lowry
Dec. 17	BKN	W	105-89	20	6	Fields	A. Johnson	Valanciunas	Ross	Lowry
Dec. 19	@ DET	W	110-100	21	6	Fields	A. Johnson	Valanciunas	Ross	Lowry
Dec. 21	N.Y.	W	118-108	22	6	J. Johnson	A. Johnson	Valanciunas	Ross	Lowry
Dec. 22	@ CHI	L	129-120	22	7	J. Johnson	A. Johnson	Valanciunas	Ross	Lowry
Dec. 27	@ LAC	W	110-98	23	7	J. Johnson	A. Johnson	Valanciunas	Ross	Lowry
Dec. 28	@ DEN	W	116-102	24	7	J. Johnson	A. Johnson	Valanciunas	Ross	Lowry
Dec. 30	@ POR	L	102-97 (OT)	24	8	J. Johnson	A. Johnson	Valanciunas	Ross	Lowry
Jan. 2	@ G.S.	L	126-105	24	9	Fields	A. Johnson	Valanciunas	Ross	Lowry
Jan. 4	@ PHX	L	125-109	24	10	Fields	A. Johnson	Valanciunas	Ross	Lowry
Jan. 8	CHA	L	103-95	24	11	Fields	A. Johnson	Valanciunas	Ross	Lowry
Jan. 10	BOS	W	109-96	25	11	J. Johnson	A. Johnson	Valanciunas	Ross	Lowry
Jan. 12	DET	L	114-111	25	12	J. Johnson	A. Johnson	Valanciunas	Ross	Lowry
Jan. 14	PHI	W	100-84	26	12	Ross	A. Johnson	Valanciunas	DeRozan	Lowry
Jan. 16	ATL	L	110-89	26	13	Ross	A. Johnson	Valanciunas	DeRozan	Lowry
Jan. 18	N.O.	L	95-93	26	14	Ross	A. Johnson	Valanciunas	DeRozan	Lowry
Jan. 19	@ MIL	W	92-89	27	14	DeRozan	A. Johnson	Valanciunas	Vasquez	Lowry
Jan. 21	@ MEM	L	92-86	27	15	DeRozan	A. Johnson	Valanciunas	Vasquez	Lowry
Jan. 23	@ PHI	W	91-86	28	15	DeRozan	A. Johnson	Valanciunas	Vasquez	Lowry
Jan. 25	DET	W	114-110	29	15	DeRozan	A. Johnson	Valanciunas	Vasquez	Lowry
Jan. 27	@ IND	W	104-91	30	15	DeRozan	A. Johnson	Valanciunas	Vasquez	Lowry
Jan. 28	SAC	W	119-102	31	15	DeRozan	A. Johnson	Valanciunas	Vasquez	Lowry
Jan. 30	@ BKN	W	127-122 (OT)	32	15	DeRozan	A. Johnson	Valanciunas	Vasquez	Lowry
Jan. 31	@ WAS	W	120-116 (OT)	33	15	DeRozan	A. Johnson	Valanciunas	Vasquez	Lowry
Feb. 2	MIL	L	82-75	33	16	DeRozan	A. Johnson	Valanciunas	Vasquez	Lowry
Feb. 4	BKN	L	109-93	33	17	DeRozan	A. Johnson	Valanciunas	Vasquez	Lowry
Feb. 6	LAC	W	123-107	34	17	DeRozan	A. Johnson	Valanciunas	Vasquez	Lowry
Feb. 8	S.A.	W	87-82	35	17	J. Johnson	A. Johnson	Valanciunas	DeRozan	Lowry
Feb. 11	WAS	W	95-93	36	17	J. Johnson	A. Johnson	Valanciunas	DeRozan	Lowry
Feb. 20	@ ATL	W	105-80	37	17	J. Johnson	A. Johnson	Valanciunas	DeRozan	Lowry
Feb. 21	@ HOU	L	98-76	37	18	J. Johnson	A. Johnson	Valanciunas	DeRozan	Lowry
Feb. 23	@ N.O.	L	100-97	37	19	J. Johnson	A. Johnson	Valanciunas	DeRozan	Lowry
Feb. 24	@ DAL	L	99-92	37	20	J. Johnson	A. Johnson	Valanciunas	DeRozan	Lowry
Feb. 27	G.S.	L	113-89	37	21	J. Johnson	Patterson	Valanciunas	DeRozan	Lowry
Feb. 28	@ N.Y.	L	103-98	37	22	J. Johnson	A. Johnson	Valanciunas	DeRozan	Vasquez
Mar. 2	@ PHI	W	114-103	38	22	J. Johnson	A. Johnson	Valanciunas	DeRozan	Vasquez
Mar. 4	CLE	L	120-112	38	23	J. Johnson	A. Johnson	Valanciunas	DeRozan	Vasquez
Mar. 6	@ CHA	L	103-94	38	24	Ross	A. Johnson	Valanciunas	DeRozan	Lowry
Mar. 8	@ OKC	L	108-104	38	25	Ross	A. Johnson	Valanciunas	DeRozan	Lowry
Mar. 10	@ S.A.	L	117-107	38	26	Ross	A. Johnson	Valanciunas	DeRozan	Lowry
Mar. 13	MIA	W	102-92	39	26	Ross	A. Johnson	Hansbrough	DeRozan	Lowry
Mar. 15	POR	L	113-97	39	27	Ross	A. Johnson	Valanciunas	DeRozan	Lowry
Mar. 16	@ IND	W	117-98	40	27	Ross	A. Johnson	Valanciunas	DeRozan	Lowry
Mar. 18	MIN	W	105-100	41	27	Ross	A. Johnson	Valanciunas	DeRozan	Lowry
Mar. 20	@ CHI	L	108-92	41	28	Ross	A. Johnson	Valanciunas	DeRozan	Vasquez
Mar. 22	N.Y.	W	106-89	42	28	Ross	A. Johnson	Valanciunas	DeRozan	Vasquez
Mar. 24	@ DET	L	108-104	42	29	Ross	A. Johnson	Valanciunas	DeRozan	Lowry
Mar. 25	CHI	L	116-103	42	30	Ross	A. Johnson	Valanciunas	DeRozan	Vasquez
Mar. 27	LAL	W	94-83	43	30	Ross	A. Johnson	Valanciunas	DeRozan	Vasquez
Mar. 30	HOU	W	99-96	44	30	Ross	A. Johnson	Valanciunas	DeRozan	Vasquez
Apr. 1	@ MIN	W	113-99	45	30	Ross	A. Johnson	Valanciunas	DeRozan	Vasquez
Apr. 3	@ BKN	L	114-109	45	31	Ross	A. Johnson	Valanciunas	DeRozan	Vasquez
Apr. 4	BOS	L	117-116 (OT)	45	32	Ross	Hansbrough	Valanciunas	DeRozan	Vasquez
Apr. 8	@ CHA	W	92-74	46	32	Ross	Hansbrough	Valanciunas	DeRozan	Vasquez
Apr. 10	@ ORL	W	101-99	47	32	Ross	Hansbrough	Valanciunas	DeRozan	Lowry
Apr. 11	@ MIA	W	107-104	48	32	Ross	Hansbrough	Valanciunas	DeRozan	Lowry
Apr. 14	@ BOS	L	95-93	48	33	Ross	Hansbrough	Valanciunas	Vasquez	Lowry
Apr. 15	CHA	W	92-87	49	33	Ross	Hansbrough	Valanciunas	DeRozan	Lowry



2014-15 RAPTORS QUARTER SCORES

			SCORE				1st Q		2nd Q		3rd Q		4th Q		OT1		OT2		OT3		1st H			2nd H				
Date	Opp	W/L	Tor	Opp	(+/-)	Tor	Opp	(+/-)	Tor	Opp	(+/-)	Tor	Opp	(+/-)	Tor	Opp	Tor	Opp	Tor	Opp	Tor	Opp	(+/-)	Tor	Opp	(+/-)		
Oct. 29	ATL	W	109	102	7	24	22	2	36	30	6	26	19	7	23	31	-8					60	52	8	49	50	-1	
Nov. 1	@ ORL	W	108	95	13	29	26	3	20	26	-6	38	26	12	21	17	4					49	52	-3	59	43	16	
Nov. 2	@ MIA	L	102	107	-5	26	31	-5	28	33	-5	23	23		25	20	5					54	64	-10	48	43	5	
Nov. 4	OKC	W	100	88	12	23	30	-7	28	22	6	22	18	4	27	18	9					51	52	-1	49	36	13	
Nov. 5	@ BOS	W	110	107	3	23	35	-12	31	22	9	34	29	5	22	21	1					54	57	-3	56	50	6	
Nov. 7	WAS	W	103	84	19	28	18	10	31	17	14	23	23		21	26	-5					59	35	24	44	49	-5	
Nov. 9	PHI	W	120	88	32	33	20	13	27	25	2	28	18	10	32	25	7					60	45	15	60	43	17	
Nov. 11	ORL	W	104	100	4	24	32	-8	27	28	-1	21	23	-2	32	17	15					51	60	-9	53	40	13	
Nov. 13	CHI	L	93	100	-7	24	25	-1	28	20	8	14	35	-21	27	20	7					52	45	7	41	55	-14	
Nov. 15	UTA	W	111	93	18	23	25	-2	23	24	-1	30	23	7	35	21	14					46	49	-3	65	44	21	
Nov. 19	MEM	W	96	92	4	22	20	2	20	28	-8	27	27		27	17	10					42	48	-6	54	44	10	
Nov. 21	MIL	W	124	82	42	37	27	10	34	18	16	30	12	18	23	25	-2					71	45	26	53	37	16	
Nov. 22	@ CLE	W	110	93	17	21	34	-13	35	20	15	29	17	12	25	22	3					56	54	2	54	39	15	
Nov. 24	PHX	W	104	100	4	29	26	3	25	22	3	27	18	9	23	34	-11					54	48	6	50	52	-2	
Nov. 26	@ ATL	W	126	115	11	34	24	10	30	37	-7	27	27		35	27	8					64	61	3	62	54	8	
Nov. 28	DAL	L	102	106	-4	21	26	-5	22	22		21	23	-2	38	35	3					43	48	-5	59	58	1	
Nov. 30	@ LAL	L	122	129	OT -7	24	27	-3	25	31	-6	31	23	8	29	28	1	13	20			49	58	-9	73	71	2	
Dec. 2	@ SAC	W	117	109	8	31	22	9	26	33	-7	35	28	7	25	26	-1					57	55	2	60	54	6	
Dec. 3	@ UTA	W	123	104	19	31	24	7	38	29	9	28	29	-1	26	22	4					69	53	16	54	51	3	
Dec. 5	CLE	L	91	105	-14	21	30	-9	23	21	2	20	25	-5	27	29	-2					44	51	-7	47	54	-7	
Dec. 8	DEN	W	112	107	OT 5	5	35	30	5	27	22	5	20	29	-9	20	21	-1	10	5			62	52	10	50	55	-5
Dec. 9	@ CLE	L	101	105	-4	33	26	7	30	29	1	25	26	-1	13	24	-11					63	55	8	38	50	-12	
Dec. 12	IND	W	106	94	12	28	20	8	25	22	3	27	30	-3	26	22	4					53	42	11	53	52	1	
Dec. 14	@ N.Y.	W	95	90	OT 5	5	27	27		18	19	-1	27	21	6	14	19	-5	9	4			45	46	-1	50	44	6
Dec. 15	ORL	W	95	82	13	28	25	3	16	27	-11	27	13	14	24	17	7					44	52	-8	51	30	21	
Dec. 17	BKN	W	105	89	16	22	30	-8	31	22	9	23	21	2	29	16	13					53	52	1	52	37	15	
Dec. 19	@ DET	W	110	100	10	26	31	-5	26	21	5	29	18	11	29	30	-1					52	52		58	48	10	
Dec. 21	N.Y.	W	118	108	10	33	25	8	25	26	-1	33	24	9	27	33	-6					58	51	7	60	57	3	
Dec. 22	@ CHI	L	120	129	-9	33	33		33	27	6	17	20	-3	37	49	-12					66	60	6	54	69	-15	
Dec. 27	@ LAC	W	110	98	12	22	26	-4	27	23	4	31	29	2	30	20	10					49	49		61	49	12	
Dec. 28	@ DEN	W	116	102	14	27	24	3	33	30	3	28	33	-5	28	15	13	10	15			60	54	6	56	48	8	
Dec. 30	@ POR	L	97	102	OT -5	23	23		22	15	7	25	25		17	24	-7	10	15			45	38	7	52	64	-12	
Jan. 2	@ G.S.	L	105	126	-21	31	40	-9	30	26	4	23	31	-8	21	29	-8					61	66	-5	44	60	-16	
Jan. 4	@ PHX	L	109	125	-16	19	27	-8	34	43	-9	23	28	-5	33	27	6					53	70	-17	56	55	1	
Jan. 8	CHA	L	95	103	-8	23	31	-8	29	19	10	14	25	-11	29	28	1					52	50	2	43	53	-10	
Jan. 10	BOS	W	109	96	13	19	26	-7	28	17	11	35	22	13	27	31	-4					47	43	4	62	53	9	
Jan. 12	DET	L	111	114	-3	32	20	12	28	28		23	34	-11	28	32	-4					60	48	12	51	66	-15	
Jan. 14	PHI	W	100	84	16	34	19	15	16	27	-11	21	15	6	29	23	6					50	46	4	50	38	12	
Jan. 16	ATL	L	89	110	-21	19	24	-5	19	28	-9	30	33	-3	21	25	-4					38	52	-14	51	58	-7	
Jan. 18	N.O.	L	93	95	-2	14	21	-7	22	29	-7	35	14	21	22	31	-9					36	50	-14	57	45	12	
Jan. 19	@ MIL	W	92	89	3	22	25	-3	31	19	12	15	18	-3	24	27	-3					53	44	9	39	45	-6	
Jan. 21	@ MEM	L	86	92	-6	16	16		22	25	-3	23	19	4	25	32	-7					38	41	-3	48	51	-3	
Jan. 23	@ PHI	W	91	86	5	22	30	-8	26	11	15	15	21	-6	28	24	4					48	41	7	43	45	-2	
Jan. 25	DET	W	114	110	4	26	25	1	32	28	4	31	26	5	25	31	-6					58	53	5	56	57	-1	
Jan. 27	@ IND	W	104	91	13	21	28	-7	29	16	13	27	24	3	27	23	4					50	44	6	54	47	7	
Jan. 28	SAC	W	119	102	17	26	22	4	28	32	-4	39	22	17	26	26		14	9			54	54		65	48	17	
Jan. 30	@ BKN	W	127	122	5	29	23	6	37	31	6	25	28	-3	22	31	-9	14	9			66	54	12	61	68	-7	
Jan. 31	@ WAS	W	120	116	OT 4	33	30	3	32	20	12	29	28	1	15	31	-16	11	7			65	50	15	55	66	-11	
Feb. 2	MIL	L	75	82	-7	14	23	-9	27	24	3	19	26	-7	15	9	6					41	47	-6	34	35	-1	
Feb. 4	BKN	L	93	109	-16	28	22	6	23	27	-4	21	27	-6	21	33	-12					51	49	2	42	60	-18	
Feb. 6	LAC	W	123	107	16	19	34	-15	38	25	13	38	20	18	28	28					57	59	-2	66	48	18		
Feb. 8	S.A.	W	87	82	5	28	25	3	17	21	-4	19	12	7	23	24	-1					45	46	-1	42	36	6	
Feb. 11	WAS	W	95	93	2	27	25	2	22	22		26	29	-3	20	17	3					49	47	2	46	46		
Feb. 20	@ ATL	W	105	80	25	26	26		23	19	4	28	13	15	28	22	6					49	45	4	56	35	21	
Feb. 21	@ HOU	L	76	98	-22	18	20	-2	18	20	-2	17	28	-11	23	30	-7					36	40	-4	40	58	-18	
Feb. 23	@ N.O.	L	97	100																								



2014-15 RAPTORS GAME-BY-GAME STATISTICS

(ITP=points in the paint; SCP=second chance points; FBP=fast break points)

Date	Opp	Result	Score	Record	Starters	Bench	ITP	SCP	FBP	FG	FGA	FG%	3P	3PA	3P%	FT	FTA	FT%	OR	DR	TOT	A	PF	ST	TO	BS
Oct. 29	ATL	W	109-102	1-0	72	37	40	26	18	37	90	.411	8	26	.308	27	33	.818	16	32	48	26	22	13	10	9
Nov. 1	@ ORL	W	108-95	2-0	81	27	46	20	15	33	83	.398	4	21	.190	38	48	.792	15	35	50	13	21	4	9	4
Nov. 2	@ MIA	L	107-105	2-1	72	30	46	16	9	37	79	.468	4	16	.250	24	39	.615	9	19	28	11	28	8	10	5
Nov. 4	OKC	W	100-88	3-1	54	46	42	11	16	32	81	.395	8	31	.258	28	33	.848	12	27	39	23	24	6	10	3
Nov. 5	@ BOS	W	110-107	4-1	78	32	44	15	19	42	87	.483	7	16	.438	19	23	.826	6	18	24	18	18	11	7	4
Nov. 7	WAS	W	103-84	5-1	71	32	38	12	5	35	80	.438	9	21	.429	24	31	.774	10	39	49	19	27	5	13	3
Nov. 9	PHI	W	120-88	6-1	72	48	48	13	9	43	76	.566	7	17	.412	27	30	.900	4	35	39	23	17	12	20	8
Nov. 11	ORL	W	104-100	7-1	68	36	30	5	12	35	77	.455	9	21	.429	25	30	.833	5	35	40	16	17	9	12	1
Nov. 13	CHI	L	100-93	7-2	64	29	48	10	12	35	89	.393	8	25	.320	15	21	.714	13	25	38	17	28	11	14	7
Nov. 15	UTA	W	111-93	8-2	69	42	46	20	14	43	84	.512	8	21	.381	17	23	.739	13	29	42	15	19	6	8	5
Nov. 19	MEM	W	96-92	9-2	73	23	38	9	5	38	83	.458	9	26	.346	11	13	.846	7	28	35	24	20	9	8	6
Nov. 21	MIL	W	124-82	10-2	67	57	38	30	13	45	86	.523	15	25	.600	19	24	.792	15	42	57	27	24	8	16	4
Nov. 22	@ CLE	W	110-93	11-2	59	51	34	8	8	32	80	.400	8	24	.333	38	42	.905	8	26	34	20	26	8	8	6
Nov. 24	PHX	W	104-100	12-2	79	25	52	17	17	37	82	.451	4	17	.235	26	32	.813	8	29	37	21	20	9	12	3
Nov. 26	@ ATL	W	126-115	13-2	74	52	42	17	25	42	82	.512	14	29	.483	28	33	.848	11	25	36	24	24	7	11	7
Nov. 28	DAL	L	106-102	13-3	60	42	38	14	20	38	91	.418	14	33	.424	12	16	.750	15	40	55	17	23	7	17	1
Nov. 30	@ LAL	L	129-122 (OT)	13-4	83	39	58	24	8	45	104	.433	9	34	.265	23	31	.742	14	39	53	25	28	6	8	6
Dec. 2	@ SAC	W	117-109	14-4	82	35	56	22	18	44	88	.500	10	23	.435	19	21	.905	13	22	35	22	29	8	13	3
Dec. 3	@ UTA	W	123-104	15-4	89	34	46	15	12	45	79	.570	12	21	.571	21	24	.875	8	29	37	15	16	7	9	3
Dec. 5	CLE	L	105-91	15-5	66	25	46	21	9	35	86	.407	8	24	.333	13	20	.650	14	26	40	25	17	4	11	4
Dec. 8	DEN	W	112-107 (OT)	16-5	63	49	40	8	6	41	81	.506	9	33	.273	21	29	.724	8	36	44	21	16	4	16	10
Dec. 9	@ CLE	L	105-101	16-6	66	35	54	12	7	42	82	.512	7	23	.304	10	10	1.000	12	23	35	26	24	4	15	3
Dec. 12	IND	W	106-94	17-6	42	64	50	20	16	38	91	.418	10	26	.385	20	22	.909	16	36	52	21	23	2	10	3
Dec. 14	@ N.Y.	W	95-90 (OT)	18-6	57	38	30	6	7	36	78	.462	9	24	.375	14	18	.778	9	33	42	24	25	14	24	2
Dec. 15	ORL	W	95-82	19-6	51	44	36	12	10	37	83	.446	11	30	.367	10	15	.667	12	27	39	25	14	8	13	4
Dec. 17	BKN	W	105-89	20-6	64	41	56	11	14	41	80	.513	10	20	.500	13	19	.684	11	31	42	24	21	6	12	4
Dec. 19	@ DET	W	110-100	21-6	51	59	60	13	18	42	88	.477	8	27	.296	18	24	.750	9	38	47	24	16	4	9	5
Dec. 21	N.Y.	W	118-108	22-6	69	49	42	13	17	42	86	.488	14	33	.424	20	27	.741	16	27	43	24	24	7	10	4
Dec. 22	@ CHI	L	129-120	22-7	89	31	54	24	13	44	100	.440	9	30	.300	23	32	.719	18	19	37	15	30	10	8	3
Dec. 27	@ LAC	W	110-98	23-7	73	37	40	11	16	41	86	.477	13	34	.382	15	19	.789	12	31	43	25	17	7	10	1
Dec. 28	@ DEN	W	116-102	24-7	63	53	48	20	17	43	88	.489	10	23	.435	20	32	.625	13	31	44	23	23	4	6	5
Dec. 30	@ POR	L	102-97 (OT)	24-8	73	24	64	18	14	40	99	.404	4	22	.182	13	15	.867	13	36	49	14	21	10	10	2
Jan. 2	@ G.S.	L	126-105	24-9	56	49	50	14	25	40	86	.465	10	25	.400	15	20	.750	11	26	37	23	16	7	17	1
Jan. 4	@ PHX	L	125-109	24-10	59	50	48	9	16	38	83	.458	9	26	.346	24	29	.828	9	34	43	22	24	9	21	4
Jan. 8	CHA	L	103-95	24-11	46	49	36	13	7	33	83	.398	10	31	.323	19	25	.760	8	34	42	20	21	2	14	7
Jan. 10	BOS	W	109-96	25-11	70	39	54	20	14	41	91	.451	13	30	.433	14	19	.737	15	33	48	23	20	8	13	10
Jan. 12	DET	L	114-111	25-12	76	35	68	16	13	47	87	.540	7	27	.259	10	14	.714	10	32	42	29	20	4	19	7
Jan. 14	PHI	W	100-84	26-12	62	38	40	10	9	38	82	.463	10	29	.345	14	22	.636	10	39	49	26	24	7	17	2
Jan. 16	ATL	L	110-89	26-13	53	36	42	17	11	35	82	.427	6	25	.240	13	17	.765	12	33	35	20	16	7	19	3
Jan. 18	N.O.	L	95-93	26-14	50	43	34	9	15	31	72	.431	7	25	.280	24	29	.828	7	30	37	18	18	9	15	5
Jan. 19	@ MIL	W	92-89	27-14	50	42	42	21	11	36	90	.400	6	24	.250	14	24	.583	20	34	54	17	20	9	16	5
Jan. 21	@ MEM	L	92-86	27-15	52	34	38	20	11	27	85	.318	5	28	.179	27	32	.844	21	29	50	14	25	6	14	6
Jan. 23	@ PHI	W	91-86	28-15	54	37	36	19	15	33	80	.413	6	24	.250	19	24	.792	13	29	42	19	17	11	16	5
Jan. 25	DET	W	114-110	29-15	86	28	56	15	9	43	81	.531	5	15	.333	23	29	.793	6	31	37	23	21	9	8	5
Jan. 27	@ IND	W	104-91	30-15	62	42	30	13	13	34	73	.466	9	26	.346	27	34	.794	8	34	42	21	27	9	12	6
Jan. 28	SAC	W	119-102	31-15	64	55	40	16	16	43	84	.512	17	34	.500	16	19	.842	11	28	39	29	24	12	17	4
Jan. 30	@ BKN	W	127-122 (OT)	32-15	82	45	54	14	15	47	92	.511	7	26	.269	26	30	.867	9	36	45	22	21	5	10	3
Jan. 31	@ WAS	W	120-116 (OT)	33-15	73	47	34	16	3	44	88	.500	11	26	.423	21	30	.700	6	28	34	26	29	7	14	8
Feb. 2	MIL	L	82-75	33-16	41	34	28	18	3	25	78	.321	7	27	.259	18	22	.818	13	33	46	14	19	7	16	3
Feb. 4	BKN	L	109-93	33-17	49	44	34	11	11	35	79	.443	10	33	.303	13	18	.722	9	29	38	22	16	3	9	4
Feb. 6	LAC	W	123-107	34-17	77	46	48	7	15	40	75	.533	13	30	.433	30	37	.811	10	32	42	25	19	7	14	1
Feb. 8	S.A.	W	87-82	35-17	73	14	40	3	14	32	74	.432	4	13	.308	19	24	.792	6	42	48	18	15	11	18	7
Feb. 11	WAS	W	95-93	36-17	54	41	24	6	14	31	76	.408	11	26	.423	22	26	.846	9	28	37	17	13	9	13	5
Feb. 20	@ ATL	W	105-80	37-17	57	48	48	19	16	43	96	.448	13	30	.433	6	8	.750	15	37	52	27	20	15	14	9
Feb. 21	@ HOU	L	98-76	37-18	59	17	32	7	13	25	77	.325	4	18	.222	22	28	.786	7	32	39	12	24	17	25	5
Feb. 23	@ N.O.	L	100-97	37-19	76	21	42	19	17	35	84	.417	5	23	.217	22	31	.710	16	24	40	13	15	12	8	2
Feb. 24	@ DAL	L	99-92	37-20	51	41	40	16	22	38	84	.452	9	26	.346	7	11	.636	7	30	37	17	20	10	19	4
Feb. 27	G.S.	L	113-89	37-21	33	56	40	13	7	31	77	.403	4	22	.182	23	28	.821	8	34	42	15	17	6	19	3
Feb. 28	@ N.Y.	L	103-98	37-22	65	33	38	13	7	34	81	.420	8	29	.276	22	28	.786	10	30	40	16	27	7	12	4
Mar. 2	@ PHI	W	114-103	38-22	60	54	38	11	11	41	80	.513	11	27	.407	21	24	.875	10	26	36	24	16	6	11	6
Mar. 4	CLE	L	120																							



2014-15 OPPONENT GAME-BY-GAME STATISTICS

(ITP=points in the paint; SCP=second chance points; FBP=fast break points)

Date	Opp	Result	Score	Record	Starters	Bench	ITP	SCP	FBP	FG	FGA	FG%	3P	3PA	3P%	FT	FTA	FT%	OR	DR	TOT	A	PF	ST	TO	BS
Oct. 29	ATL	W	109-102	1-0	75	27	36	11	10	40	80	.500	13	22	.591	9	17	.529	10	32	42	26	24	6	19	8
Nov. 1	@ ORL	W	108-95	2-0	71	24	46	14	17	38	81	.469	7	20	.350	12	24	.500	9	31	40	25	37	3	14	7
Nov. 2	@ MIA	L	107-102	2-1	79	28	36	15	10	35	70	.500	9	24	.375	28	38	.737	11	32	43	22	29	6	17	6
Nov. 4	OKC	W	100-88	3-1	66	22	34	5	3	34	65	.523	6	21	.286	14	25	.560	6	35	41	23	27	4	21	3
Nov. 5	@ BOS	W	110-107	4-1	86	21	52	21	8	40	78	.513	10	26	.385	17	18	.944	17	38	55	22	25	5	28	3
Nov. 7	WAS	W	103-84	5-1	34	50	32	10	12	30	83	.361	3	19	.158	21	32	.656	16	34	50	19	29	7	13	5
Nov. 9	PHI	W	120-88	6-1	44	44	42	18	8	33	87	.379	10	34	.294	12	18	.667	11	20	31	19	23	11	20	6
Nov. 11	ORL	W	104-100	7-1	86	14	38	5	13	39	81	.481	12	25	.480	10	16	.625	6	33	39	26	24	8	17	5
Nov. 13	CHI	L	100-93	7-2	88	12	50	12	11	37	77	.481	4	15	.267	22	32	.688	13	35	48	26	18	7	20	7
Nov. 15	UTA	W	111-93	8-2	70	23	42	14	11	33	75	.440	5	16	.313	22	30	.733	10	28	38	22	21	5	12	3
Nov. 19	MEM	W	96-92	9-2	78	14	46	19	5	35	80	.438	3	10	.300	19	26	.731	15	35	50	16	16	8	13	4
Nov. 21	MIL	W	124-82	10-2	37	45	38	8	14	27	74	.365	6	20	.300	22	32	.688	8	22	30	19	18	11	14	1
Nov. 22	@ CLE	W	110-93	11-2	74	19	52	13	12	35	81	.432	3	16	.188	20	29	.690	11	35	46	24	28	4	20	6
Nov. 24	PHX	W	104-100	12-2	55	45	36	9	10	39	84	.464	14	33	.424	8	11	.727	11	31	42	22	26	6	20	3
Nov. 26	@ ATL	W	126-115	13-2	88	27	36	9	13	42	82	.512	10	24	.417	21	24	.875	9	23	32	31	24	2	14	4
Nov. 28	DAL	L	106-102	13-3	80	26	36	12	11	40	86	.465	11	26	.423	15	22	.682	6	31	37	27	17	7	8	9
Nov. 30	@ LAL	L	129-122 (OT)	13-4	89	40	34	16	11	47	96	.490	10	24	.417	25	34	.735	12	42	54	24	21	4	10	7
Dec. 2	@ SAC	W	117-109	14-4	51	58	54	18	11	39	75	.520	3	10	.300	28	37	.757	13	21	34	28	23	5	16	3
Dec. 3	@ UTA	W	123-104	15-4	79	25	54	22	12	42	87	.483	8	28	.286	12	15	.800	13	22	35	21	15	7	8	5
Dec. 5	CLE	L	105-91	15-5	72	33	54	24	6	41	84	.488	9	20	.450	14	21	.667	15	33	48	28	21	7	13	2
Dec. 8	DEN	W	112-107 (OT)	16-5	90	17	50	25	7	43	104	.413	10	30	.333	11	15	.733	19	30	49	21	28	7	15	2
Dec. 9	@ CLE	L	105-101	16-6	73	32	42	11	4	39	79	.494	9	26	.346	18	21	.857	12	19	31	27	17	4	12	5
Dec. 12	IND	W	106-94	17-6	49	45	32	15	12	33	80	.413	8	22	.364	20	23	.870	6	33	39	24	22	4	12	7
Dec. 14	@ N.Y.	W	95-90 (OT)	18-6	77	13	20	13	10	29	78	.372	9	29	.310	23	28	.821	12	31	43	15	22	11	25	4
Dec. 15	ORL	W	95-82	19-6	57	25	40	12	9	36	74	.486	4	15	.267	6	8	.750	6	30	36	13	19	5	19	7
Dec. 17	BKN	W	105-89	20-6	69	20	44	14	4	35	81	.432	9	27	.333	10	22	.455	14	29	43	20	16	3	15	8
Dec. 19	@ DET	W	110-100	21-6	59	41	50	18	10	41	94	.436	8	25	.320	10	15	.667	14	35	49	28	20	5	11	7
Dec. 21	N.Y.	W	118-108	22-6	71	37	38	18	10	40	82	.488	5	14	.357	23	26	.885	8	24	32	27	22	6	12	5
Dec. 22	@ CHI	L	129-120	22-7	87	42	50	12	14	40	74	.541	6	12	.500	43	47	.915	12	29	41	20	20	4	16	13
Dec. 27	@ LAC	W	110-98	23-7	65	33	28	15	9	37	81	.457	12	25	.480	12	15	.800	9	34	43	26	19	4	15	7
Dec. 28	@ DEN	W	116-102	24-7	82	20	48	21	20	37	87	.425	4	17	.235	24	34	.706	15	34	49	18	24	3	10	2
Dec. 30	@ POR	L	102-97 (OT)	24-8	83	19	32	13	10	38	95	.400	12	36	.333	14	18	.778	15	36	51	21	17	5	15	8
Jan. 2	@ G.S.	L	126-105	24-9	96	30	50	21	24	49	92	.533	12	28	.429	16	20	.800	14	31	45	35	18	8	9	8
Jan. 4	@ PHX	L	125-109	24-10	63	62	64	10	34	48	89	.539	8	23	.348	21	28	.750	8	33	41	26	29	15	17	2
Jan. 8	CHA	L	103-95	24-11	89	14	40	11	10	42	88	.477	4	16	.250	15	22	.682	9	37	46	21	18	5	8	3
Jan. 10	BOS	W	109-96	25-11	47	49	42	13	17	39	83	.470	6	18	.333	12	20	.600	9	34	43	23	21	7	18	3
Jan. 12	DET	L	114-111	25-12	83	31	56	25	11	41	96	.427	7	21	.333	25	31	.806	17	29	46	24	15	10	8	4
Jan. 14	PHI	W	100-84	26-12	62	22	44	14	17	31	80	.388	3	19	.158	19	31	.613	11	34	45	13	22	10	12	8
Jan. 16	ATL	L	110-89	26-13	75	35	46	6	13	42	69	.609	12	23	.522	14	16	.875	4	28	32	30	17	7	17	6
Jan. 18	N.O.	L	95-93	26-14	62	33	62	18	11	39	82	.476	5	17	.294	12	20	.600	11	30	41	19	20	8	18	2
Jan. 19	@ MIL	W	92-89	27-14	50	39	44	5	18	34	76	.447	5	18	.278	16	25	.640	11	32	43	22	12	17	5	
Jan. 21	@ MEM	L	92-86	27-15	69	23	46	14	14	34	74	.459	1	7	.143	23	29	.793	9	36	45	15	24	6	13	8
Jan. 23	@ PHI	W	91-86	28-15	66	20	40	21	20	31	81	.383	9	29	.310	15	18	.833	15	33	48	21	19	9	18	6
Jan. 25	DET	W	114-110	29-15	90	20	56	17	17	41	90	.456	12	34	.353	16	23	.696	14	30	44	24	21	5	14	2
Jan. 27	@ IND	W	104-91	30-15	66	25	36	16	8	34	82	.415	7	18	.389	16	23	.696	11	32	43	22	22	4	15	3
Jan. 28	SAC	W	119-102	31-15	70	32	34	11	8	35	73	.479	7	17	.412	25	29	.862	6	25	31	17	18	6	18	4
Jan. 30	@ BKN	W	127-122 (OT)	32-15	72	50	62	18	14	49	101	.485	4	19	.211	20	26	.769	14	36	50	19	20	7	7	4
Jan. 31	@ WAS	W	120-116 (OT)	33-15	91	25	40	13	27	37	79	.468	10	24	.417	32	41	.780	12	28	40	26	24	8	22	6
Feb. 2	MIL	L	82-75	33-16	63	19	28	6	9	33	80	.413	7	16	.438	9	17	.529	7	37	44	24	18	8	13	6
Feb. 4	BKN	L	109-93	33-17	71	38	44	9	12	40	81	.494	9	19	.474	20	23	.870	10	29	39	24	17	7	9	1
Feb. 6	LAC	W	123-107	34-17	78	29	46	8	29	38	78	.487	6	23	.261	25	31	.806	7	23	30	21	21	8	8	4
Feb. 8	S.A.	W	87-82	35-17	41	41	40	16	5	31	93	.333	7	28	.250	13	16	.813	20	32	52	23	18	10	15	6
Feb. 11	WAS	W	95-93	36-17	67	26	42	14	16	39	85	.459	5	21	.238	10	16	.625	15	35	50	25	15	7	16	6
Feb. 20	@ ATL	W	105-80	37-17	44	36	26	16	22	29	88	.330	8	38	.211	14	21	.667	17	35	52	19	10	6	23	8
Feb. 21	@ HOU	L	98-76	37-18	50	48	54	15	24	35	84	.417	6	29	.207	22	31	.710	11	41	52	22	23	17	25	9
Feb. 23	@ N.O.	L	100-97	37-19	45	55	40	15	4	40	78	.513	10	22	.455	10	16	.625	12	36	48	27	20	6	17	7
Feb. 24	@ DAL	L	99-92	37-20	57	42	42	10	20	38	79	.481	8	19	.421	15	18	.833	8	32	40	17	13	13	20	4
Feb. 27	G.S.	L	113-89	37-21	75	38	36	10	22	42	87	.483	13	28	.464	16	19	.842	9	38	47	31	22	11	13	5
Feb. 28	@ N.Y.	L	103-98	37-22	65	38	40	13	6	33	75	.440	7	19	.368	30	38	.789	8	36	44	21	21	8	13	5
Mar. 2	@ PHI	W	114-103	38-22	58	45	54	21	15	41	78	.526	8	20	.400	13	19	.684								



2014-15 KEY PLAYER STATS

points-rebounds-assists-steals-blocks

Date	Opp	Tor Score	Vis Score	Caboclo	DeRozan	Fields	Hansbrough	Hayes	A. Johnson	J. Johnson	Lowry	
Oct. 29	ATL	109	102	INACTIVE	15-11-3-6-0	DNP-CD	5-2-0-0-1	DNP-CD	16-10-2-0-4	2-0-2-2-1	11-6-10-3-1	
Nov. 1	@ ORL	108	95	INACTIVE	26-8-1-1-0	0-0-0-0-0	2-6-0-0-0	DNP-CD	14-5-0-0-0	12-3-0-0-0	21-3-5-1-0	
Nov. 2	@ MIA	102	107	INACTIVE	30-3-1-4-0	DNP-CD	2-6-0-1-0	0-3-1-0-0	INACTIVE	8-3-0-0-3	22-2-3-0-0	
Nov. 4	OKC	100	88	INACTIVE	16-3-3-0-0	DNP-CD	12-7-1-1-0	0-1-0-0-0	INACTIVE	8-4-5-0-1	9-3-5-0-0	
Nov. 5	@ BOS	110	107	DNP-CD	23-0-6-2-0	DNP-CD	4-5-0-0-1	2-2-0-1-0	INACTIVE	6-3-4-2-1	35-4-3-2-0	
Nov. 7	WAS	103	84	INACTIVE	25-3-1-1-0	0-0-0-0-0	5-3-1-0-0	DNP-CD	6-7-2-0-2	5-2-0-1-0	13-11-10-1-0	
Nov. 9	PHI	120	88	INACTIVE	24-6-2-2-1	2-0-0-1-0	7-6-1-1-0	0-1-2-0-0	5-3-1-0-0	8-4-3-0-2	14-2-3-1-0	
Nov. 11	ORL	104	100	DNP-CD	16-4-4-1-0	INACTIVE	0-1-1-0-0	DNP-CD	12-2-1-1-0	6-10-2-1-1	19-6-7-3-0	
Nov. 13	CHI	93	100	INACTIVE	10-1-2-1-0	INACTIVE	0-2-0-0-0	DNP-CD	14-5-1-1-1	16-5-1-4-4	20-8-8-0-0	
Nov. 15	UTA	111	93	INACTIVE	27-3-2-1-0	DNP-CD	0-3-0-0-0	DNP-CD	2-3-2-1-2	8-4-0-0-0	19-3-4-1-0	
Nov. 19	MEM	96	92	DNP-CD	21-5-4-2-0	0-0-0-0-0	0-1-0-2-0	0-1-2-0-0	8-9-5-0-2	INACTIVE	18-3-7-2-0	
Nov. 21	MIL	124	82	8-1-0-0-1	7-5-5-0-0	8-2-1-0-0	INACTIVE	2-4-1-2-0	9-2-1-0-3	INACTIVE	20-9-5-0-0	
Nov. 22	@ CLE	110	93	DNP-CD	20-5-3-1-0	DNP-CD	INACTIVE	3-3-3-3-1	6-4-0-0-1	INACTIVE	23-3-8-0-1	
Nov. 24	PHX	104	100	DNP-CD	23-3-1-1-0	DNP-CD	INACTIVE	4-0-1-0-0	2-3-2-1-0	0-1-0-1-0	14-7-8-2-1	
Nov. 26	@ ATL	126	115	INACTIVE	27-3-2-0-0	DNP-CD	INACTIVE	2-5-1-0-0	10-4-2-1-1	4-1-1-1-3	14-6-13-1-0	
Nov. 28	DAL	102	106	DNP-CD	0-4-2-0-0	DNP-CD	INACTIVE	0-1-1-0-0	20-9-0-1-1	2-4-1-0-0	25-7-4-1-0	
Nov. 30	@ LAL	122	129	OT	INACTIVE	0-0-0-0-0	0-4-1-1-0	2-2-0-0-0	6-4-4-0-2	8-4-0-0-0	29-6-9-3-0	
Dec. 2	@ SAC	117	109	DNP-CD	INACTIVE	DNP-CD	0-2-0-1-0	DNP-CD	8-7-1-1-1	19-7-0-1-1	27-0-13-2-1	
Dec. 3	@ UTA	123	104	DNP-CD	INACTIVE	DNP-CD	2-2-0-0-0	DNP-CD	13-5-1-2-0	2-3-2-0-2	39-5-4-1-0	
Dec. 5	CLE	91	105	DNP-CD	INACTIVE	DNP-CD	0-0-0-0-0	3-3-0-0-0	27-7-4-1-0	11-6-4-1-0	22-4-9-1-0	
Dec. 8	DEN	112	107	OT	DNP-CD	INACTIVE	0-1-0-0-0	DNP-CD	7-4-1-1-0	4-4-2-0-1	13-3-13-0-1	
Dec. 9	@ CLE	101	105	DNP-CD	INACTIVE	4-1-2-2-0	DNP-CD	2-1-0-0-0	10-2-2-0-0	12-4-0-1-1	16-4-14-1-0	
Dec. 12	IND	106	94	INACTIVE	INACTIVE	8-2-1-0-0	4-5-1-0-0	DNP-CD	7-4-1-0-0	13-3-1-0-2	9-4-7-0-0	
Dec. 14	@ N.Y.	95	90	OT	DNP-CD	INACTIVE	0-1-0-1-0	6-6-0-0-1	6-9-5-0-1	2-0-0-0-0	21-3-11-6-0	
Dec. 15	ORL	95	82	INACTIVE	INACTIVE	8-4-2-1-0	4-2-1-1-0	DNP-CD	11-3-0-0-0	8-3-1-1-2	17-5-8-2-1	
Dec. 17	BKN	105	89	0-0-0-0-0	INACTIVE	6-3-2-2-0	0-3-0-0-0	DNP-CD	13-9-1-0-1	5-6-3-0-1	20-3-12-2-0	
Dec. 19	@ DET	110	100	INACTIVE	INACTIVE	2-2-2-0-0	4-1-0-0-0	9-1-0-0-0	6-8-0-0-1	12-8-2-0-1	15-5-7-2-0	
Dec. 21	N.Y.	118	108	0-1-0-0-0	INACTIVE	INACTIVE	1-5-1-0-0	DNP-CD	9-10-1-2-1	10-6-2-0-2	22-4-9-3-0	
Dec. 22	@ CHI	120	129	DNP-CD	INACTIVE	INACTIVE	3-1-0-0-0	2-2-1-0-0	2-4-1-0-0	16-2-1-4-2	34-6-3-1-0	
Dec. 27	@ LAC	110	98	INACTIVE	INACTIVE	DND	2-1-0-0-0	DNP-CD	8-12-1-1-0	7-6-2-1-0	25-3-7-3-0	
Dec. 28	@ DEN	116	102	INACTIVE	INACTIVE	DND	10-7-0-0-1	2-0-0-0-0	13-4-1-0-2	5-3-1-1-1	30-7-11-1-1	
Dec. 30	@ POR	97	102	OT	INACTIVE	INACTIVE	0-2-0-0-1	DNP-CD	8-3-2-1-1	14-11-2-1-0	25-7-5-3-0	
Jan. 2	@ G.S.	105	126	INACTIVE	INACTIVE	2-3-1-0-0	2-4-0-0-0	DNP-CD	12-10-1-2-0	0-2-0-0-1	22-5-8-2-0	
Jan. 4	@ PHX	109	125	INACTIVE	INACTIVE	2-4-2-3-0	4-4-1-0-0	DNP-CD	5-0-1-0-1	17-7-2-2-1	19-3-7-2-0	
Jan. 8	CHA	95	103	INACTIVE	INACTIVE	0-0-0-0-0	9-5-0-0-0	DNP-CD	5-5-0-0-0	7-4-0-0-4	24-7-7-0-1	
Jan. 10	BOS	109	96	DNP-CD	INACTIVE	DNP-CD	4-6-0-1-1	DNP-CD	15-4-0-1-2	15-10-4-0-2	19-5-7-3-0	
Jan. 12	DET	114	111	DNP-CD	INACTIVE	DNP-CD	2-2-0-0-0	0-0-0-0-0	12-10-5-1-2	11-4-4-0-1	10-7-12-2-0	
Jan. 14	PHI	100	84	INACTIVE	20-4-3-1-1	DNP-CD	6-6-0-1-0	DNP-CD	10-16-2-0-1	5-2-2-0-0	18-7-12-3-0	
Jan. 16	ATL	89	110	INACTIVE	25-3-2-2-0	DNP-CD	4-2-0-2-1	DNP-CD	8-5-0-0-0	17-6-3-1-2	11-3-5-2-0	
Jan. 18	N.O.	93	95	INACTIVE	22-3-1-1-0	DNP-CD	0-2-0-0-0	DNP-CD	14-10-0-0-2	0-4-1-0-0	8-5-5-2-0	
Jan. 19	@ MIL	92	89	INACTIVE	0-3-4-0-0	DNP-CD	4-4-1-0-2	DNP-CD	11-7-0-2-1	DNP-CD	18-5-3-1-1	
Jan. 21	@ MEM	86	92	INACTIVE	6-3-1-0-1	DNP-CD	2-5-1-0-0	DNP-CD	11-5-3-0-1	0-1-0-0-1	20-8-3-2-1	
Jan. 23	@ PHI	91	86	INACTIVE	8-1-1-1-0	DNP-CD	1-5-0-0-0	DNP-CD	2-4-1-0-0	6-3-0-0-0	21-5-5-3-0	
Jan. 25	DET	114	110	INACTIVE	25-6-4-2-0	DNP-CD	3-1-0-0-0	0-0-0-0-0	17-2-0-0-1	0-0-0-0-0	11-3-8-2-0	
Jan. 27	@ IND	104	91	INACTIVE	24-6-2-2-0	DNP-CD	4-4-0-2-1	DNP-CD	6-4-2-2-2	DNP-CD	19-7-8-0-0	
Jan. 28	SAC	119	102	INACTIVE	12-5-6-1-0	DNP-CD	0-7-0-1-0	2-1-0-1-2	6-4-5-0-0	2-3-1-1-0	13-2-7-1-0	
Jan. 30	@ BKN	127	122	OT	DNP-CD	26-4-9-1-0	DNP-CD	3-0-0-1-0	DNP-CD	24-7-0-0-0	INACTIVE	10-6-8-2-0
Jan. 31	@ WAS	120	116	OT	INACTIVE	15-10-7-0-1	DNP-CD	4-2-0-0-0	DNP-CD	17-6-3-1-3	INACTIVE	23-3-3-2-0
Feb. 2	MIL	75	82	DNP-CD	16-2-2-1-0	DNP-CD	3-6-0-2-0	DNP-CD	3-3-1-0-1	INACTIVE	2-3-5-1-0	
Feb. 4	BKN	93	109	0-0-0-0-0	13-5-6-0-0	0-0-0-0-0	6-1-0-0-0	DNP-CD	9-5-0-0-0	INACTIVE	13-6-10-1-0	
Feb. 6	LAC	123	107	INACTIVE	24-9-8-2-0	0-0-0-0-0	0-1-0-0-0	DNP-CD	11-5-0-2-0	16-5-3-2-0	21-1-1-1-0	
Feb. 8	S.A.	87	82	INACTIVE	18-3-4-3-1	DNP-CD	0-2-0-0-0	DNP-CD	15-8-1-1-1	20-4-0-0-0	12-5-7-2-0	
Feb. 11	WAS	95	93	INACTIVE	23-3-2-3-0	DNP-CD	1-2-0-0-0	DNP-CD	6-4-2-1-1	6-3-2-0-1	13-4-6-1-1	
Feb. 20	@ ATL	105	80	INACTIVE	21-8-1-3-0	0-0-0-1-0	3-3-1-0-0	2-1-0-1-0	11-7-2-1-1	7-4-0-2-2	10-3-9-0-0	
Feb. 21	@ HOU	76	98	INACTIVE	10-3-3-3-1	0-0-0-0-0	0-3-0-1-0	0-1-0-0-0	0-7-1-2-0	27-5-0-4-4	11-1-4-0-0	
Feb. 23	@ N.O.	97	100	INACTIVE	14-4-1-1-0	DNP-CD	0-2-0-0-0	DNP-CD	8-6-0-2-0	15-5-1-1-1	22-2-5-3-0	
Feb. 24	@ DAL	92	99	INACTIVE	18-3-4-0-0	DNP-CD	DNP-CD	2-0-0-1-0	6-6-0-1-1	6-4-2-3-1	11-4-6-0-0	
Feb. 27	G.S.	89	113	INACTIVE	14-3-0-0-0	4-0-1-0-0	6-5-1-0-0	4-2-1-0-0	8-4-3-0-0	4-1-1-1-2	4-2-0-0-0	
Feb. 28	@ N.Y.	98	103	INACTIVE	13-3-2-3-0	DNP-CD	1-3-0-0-0	DNP-CD	8-7-1-1-0	14-7-2-0-3	INACTIVE	
Mar. 2	@ PHI	114	103	INACTIVE	35-9-5-2-0	DNP-CD	6-5-1-1-1	DNP-CD	4-7-2-0-1	4-1-1-1-2	INACTIVE	
Mar. 4	CLE	112	120	INACTIVE	25-1-0-1-0	DNP-CD	2-2-0-0-0	DNP-CD	4-8-3-1-0	11-2-0-0-1	INACTIVE	
Mar. 6	@ CHA	94	103	INACTIVE	30-2-3-1-1	DNP-CD	4-1-0-0-0	0-0-1-0-0	6-5-1-1-0	6-1-1-1-1	25-5-5-0-0	
Mar. 8	@ OKC	104	108	INACTIVE	24-4-9-0-0	DNP-CD	DNP-CD	DNP-CD	2-3-0-0-0	4-4-2-4-0	14-2-5-2-0	
Mar. 10	@ S.A.	107	117	INACTIVE	21-3-4-1-0	DNP-CD	0-3-0-0-0	DNP-CD	16-14-3-0-1	6-2-0-1-0	32-4-5-2-0	
Mar. 13	MIA	102	92	DNP-CD	18-6-6-0-0	DNP-CD	3-5-1-1-0	1-4-2-1-0	13-3-2-1-1	7-5-1-2-1	19-8-8-7-1	
Mar. 15	POR	97	113	INACTIVE	22-8-2-1-0	0-0-0-0-0	8-3-0-1-0	DNP-CD	10-7-1-0-0	2-3-1-0-1	10-4-6-1-0	
Mar. 16	@ IND	117	98	INACTIVE	22-3-3-0-0	0-2-0-0-0	5-1-0-0-0	DNP-CD	11-9-1-0-1	DNP-CD	20-11-10-3-0	
Mar. 18	MIN	105	100	INACTIVE	21-7-4-2-0	DNP-CD	4-1-0-0-0	DNP-CD	8-6-2-2-0	0-1-1-0-1	9-3-6-0-0	
Mar. 20	@ CHI	92	108	INACTIVE	27-7-3-0-0	0-1-0-0-0	6-3-0-0-1	DNP-CD	8-4-5-0-1	2-2-1-0-0	DNP	
Mar. 22	N.Y.	89	106	0-0-0-0-0	23-7-5-0-0	0-0-0-0-0	18-5-0-0-0	DNP-CD	5-6-3-1-0	7-4-3-1-0	INACTIVE	
Mar. 24	@ DET	104	108	INACTIVE	22-10-4-0-0	DNP-CD	4-2-0-0-0	DNP-CD	13-8-2-0-1	DNP-CD	5-2-3-0-0	
Mar. 25	CHI	103	116	DNP-CD	20-2-5-1-0	DNP-CD	0-0-0-0-0	DNP-CD	8-11-1-0-0	8-2-1-0-0	INACTIVE	
Mar. 27	LAL	94	83	0-0-0-0-0	6-10-7-1-0	DNP-CD	1-3-1-0-0	DNP-CD	11-6-0-0-1	17-6-3-2-0	INACTIVE	
Mar. 30	HOU	99	96	DNP-CD	42-11-1-1-1	DNP-CD	0-0-0-0-0	DNP-CD	8-16-3-1-1	6-2-2-1-0	INACTIVE	
Apr. 1	@ MIN	113	99	2-0-0-0-0	17-2-3-1-0	0-1-1-0-0	10-11-1-0-0	DNP-CD	8-4-6-1-0	13-4-2-1-2	INACTIVE	
Apr. 3	@ BKN	109	114	DNP-CD	27-8-8-1-0	DNP-CD	2-3-0-1-0	DNP-CD	11-3-0-0-0	2-2-1-0-0	INACTIVE	
Apr. 4	BOS	116	117	OT	DNP-CD	38-1-3-1-0	DNP-CD	18-8-0-2-1	0-2-0-0-0	DND	9-1-0-0-0	
Apr. 8	@ CHA	92	74	0-0-0-0-0	18-2-7-0-3	0-0-0-0-0	12-12-0-0-2	0-1-2-0-0	DND	11-7-1-0-0	INACTIVE	
Apr. 10	@ ORL	101	99	DNP-CD	29-3-5-0-0	DNP-CD	16-7-1-2-0	2-2-0-0-0	INACTIVE	DNP-CD	10-8-7-0-0	
Apr. 11	@ MIA	107	104	DNP-CD	24-6-2-4-0	DNP-CD	2-10-1-0-0	4-7-1-0-1	INACTIVE	0-2-1-0-0	12-7-1-3-1	
Apr. 14	@ BOS	93	95	INACTIVE	DNP-CD	DNP-CD	0-6-0-2-0	DNP-CD	8-8-2-1-2	10-1-1-0-1	16-6-4-1-0	
Apr. 15	CHA	92	87	INACTIVE	16-4-6-2-0	DNP-CD	4-3-2-1-0	DNP-CD	2-6-1-0-1	4-1-0-0-1	26-4-7-3-0	



2014-15 KEY PLAYER STATS

points-rebounds-assists-steals-blocks

Date	Opp	Tor Score	Vis Score	Noqueira	Patterson	Ross	Stiemsma	Valanciunas	Vasquez	Williams
Oct. 29	ATL	109	102	DNP-CD	10-5-2-1-0	13-3-3-1-1	INACTIVE	17-8-0-0-1	12-2-3-0-0	8-1-1-0-0
Nov. 1	@ ORL	108	95	INACTIVE	2-8-2-0-1	10-3-0-1-1	DNP-CD	10-11-1-0-2	6-1-2-1-0	5-2-2-0-0
Nov. 2	@ MIA	102	107	DNP-CD	0-0-1-1-0	6-1-0-1-0	DNP-CD	14-8-2-0-2	12-2-2-1-0	8-0-1-0-0
Nov. 4	OKC	100	88	DNP-CD	14-8-2-2-1	9-3-1-0-0	4-3-1-1-0	6-2-1-0-1	10-3-4-0-0	12-2-0-2-0
Nov. 5	@ BOS	110	107	DNP-CD	14-3-2-1-1	2-2-2-0-1	6-1-0-0-0	INACTIVE	7-2-0-1-0	11-2-1-2-0
Nov. 7	WAS	103	84	INACTIVE	7-5-1-1-0	18-5-1-0-0	DNP-CD	9-9-0-0-1	2-3-3-1-0	13-1-0-0-0
Nov. 9	PHI	120	88	INACTIVE	2-3-3-1-1	17-5-1-2-2	0-0-0-0-0	12-5-0-1-2	13-4-6-1-0	16-0-1-2-0
Nov. 11	ORL	104	100	INACTIVE	12-4-0-0-0	17-4-0-1-0	DNP-CD	4-7-1-0-0	4-2-0-1-0	14-0-0-1-0
Nov. 13	CHI	93	100	DNP-CD	3-3-0-1-0	12-3-2-1-1	DNP-CD	8-8-2-0-1	7-2-1-1-0	3-1-0-2-0
Nov. 15	UTA	111	93	INACTIVE	16-5-1-1-0	4-1-2-0-0	DNP-CD	17-14-0-0-2	8-4-0-0-0	13-2-2-2-0
Nov. 19	MEM	96	92	INACTIVE	7-4-1-0-1	16-2-1-1-1	DNP-CD	10-5-0-0-2	3-3-3-0-0	13-2-1-2-0
Nov. 21	MIL	124	82	INACTIVE	2-8-3-1-0	13-2-2-1-0	2-4-1-0-0	18-12-0-1-0	11-2-6-1-0	22-1-2-1-0
Nov. 22	@ CLE	110	93	DNP-CD	5-6-3-1-1	2-1-0-0-0	0-1-0-0-0	8-5-0-0-2	7-2-2-0-0	36-4-1-3-0
Nov. 24	PHX	104	100	INACTIVE	2-5-4-0-0	13-4-1-1-0	DNP-CD	27-11-0-0-1	2-1-3-1-0	17-2-1-2-1
Nov. 26	@ ATL	126	115	DNP-CD	3-7-0-1-2	12-1-0-0-0	DNP-CD	11-7-0-0-1	21-2-3-0-0	22-0-2-3-0
Nov. 28	DAL	102	106	INACTIVE	10-12-2-0-0	7-1-0-1-0	DNP-CD	8-13-0-1-0	14-3-6-1-0	16-1-1-2-0
Nov. 30	@ LAL	122	129	OT DNP-CD	10-13-3-0-1	20-5-1-0-0	DNP-CD	9-13-1-0-3	19-5-0-1-0	19-2-1-1-0
Dec. 2	@ SAC	117	109	INACTIVE	12-3-0-1-0	20-4-0-0-0	DNP-CD	15-8-1-1-0	12-4-7-1-0	4-0-0-0-0
Dec. 3	@ UTA	123	104	INACTIVE	13-3-0-0-0	11-4-0-1-0	0-0-0-0-0	9-6-1-0-1	17-4-5-1-0	17-5-2-2-0
Dec. 5	CLE	91	105	INACTIVE	6-8-1-0-0	6-6-0-1-1	DNP-CD	7-2-0-0-2	4-1-5-0-1	5-3-2-0-0
Dec. 8	DEN	112	107	OT INACTIVE	19-8-2-0-1	16-4-0-1-0	DNP-CD	18-12-0-0-4	9-5-2-2-2	26-3-1-0-1
Dec. 9	@ CLE	101	105	INACTIVE	12-4-1-0-2	18-3-1-0-0	DNP-CD	18-15-0-0-0	3-0-2-0-0	6-1-4-0-0
Dec. 12	IND	106	94	INACTIVE	0-1-0-0-0	11-8-2-0-0	0-0-0-0-0	10-14-0-1-0	10-0-4-0-1	26-4-3-0-0
Dec. 14	@ N.Y.	95	90	OT INACTIVE	13-2-4-2-0	22-5-1-2-0	DNP-CD	8-13-0-1-0	2-2-0-1-0	15-1-3-1-0
Dec. 15	ORL	95	82	DNP-CD	10-3-6-2-0	9-6-1-0-0	DNP-CD	6-8-0-0-1	4-2-4-0-0	18-3-2-1-0
Dec. 17	BKN	105	89	INACTIVE	13-2-1-0-1	9-1-0-0-0	0-2-0-0-0	16-10-1-0-1	13-3-3-1-0	10-0-1-1-0
Dec. 19	@ DET	110	100	DNP-CD	11-5-4-0-0	11-6-1-1-0	DNP-CD	17-7-0-0-2	8-3-5-0-1	15-1-3-1-0
Dec. 21	N.Y.	118	108	INACTIVE	0-0-0-0-0	5-4-3-1-1	18-2-1-0-0	DNP-CD	10-6-1-0-0	21-3-5-0-0
Dec. 22	@ CHI	120	129	DNP-CD	12-9-0-1-0	17-4-1-2-1	DNP-CD	20-9-0-0-0	2-0-4-0-0	12-0-4-2-0
Dec. 27	@ LAC	110	98	DNP-CD	10-4-2-0-0	11-2-3-1-1	DNP-CD	22-11-1-0-0	16-4-6-0-0	9-0-3-1-0
Dec. 28	@ DEN	116	102	DNP-CD	8-2-1-0-0	8-8-1-0-0	DNP-CD	7-6-0-1-0	2-2-6-0-0	31-5-2-1-0
Dec. 30	@ POR	97	102	OT DNP-CD	4-7-2-1-0	12-5-1-2-0	DNP-CD	14-8-1-2-0	13-3-1-0-0	7-3-0-0-0
Jan. 2	@ G.S.	105	126	INACTIVE	0-1-0-0-0	2-4-2-0-0	DNP-CD	8-0-1-0-0	25-5-7-1-0	20-3-2-0-0
Jan. 4	@ PHX	109	125	INACTIVE	4-3-1-1-0	6-1-0-0-2	DNP-CD	21-10-1-0-0	2-2-4-0-0	17-3-3-1-0
Jan. 8	CHA	95	103	DNP-CD	7-4-3-0-1	7-4-1-1-1	DNP-CD	10-6-0-0-0	11-3-4-1-0	15-4-5-0-0
Jan. 10	BOS	109	96	INACTIVE	10-9-3-1-2	6-1-2-0-0	DNP-CD	15-7-2-0-3	6-4-2-0-0	19-2-3-2-0
Jan. 12	DET	114	111	INACTIVE	2-2-1-0-0	12-1-0-0-1	DNP-CD	31-12-0-0-1	16-3-4-1-1	15-1-3-0-1
Jan. 14	PHI	100	84	INACTIVE	6-4-3-0-0	2-0-0-0-0	DNP-CD	12-7-0-1-0	2-3-2-0-0	19-0-2-1-0
Jan. 16	ATL	89	110	INACTIVE	2-3-1-0-0	5-2-1-0-0	DNP-CD	4-6-0-0-0	8-1-6-0-0	5-4-2-0-0
Jan. 18	N.O.	93	95	INACTIVE	10-3-1-1-1	0-1-0-0-0	DNP-CD	6-7-0-1-2	16-2-9-2-0	17-0-1-2-0
Jan. 19	@ MIL	92	89	INACTIVE	7-13-3-0-0	16-5-1-1-0	DNP-CD	11-13-0-1-1	10-2-3-0-0	15-2-2-4-0
Jan. 21	@ MEM	86	92	INACTIVE	11-9-1-1-0	0-4-0-0-1	DNP-CD	12-10-0-1-1	3-2-3-2-0	21-3-2-0-0
Jan. 23	@ PHI	91	86	INACTIVE	14-13-3-2-0	5-2-2-0-2	DNP-CD	11-3-0-2-3	12-5-4-0-0	11-1-3-3-0
Jan. 25	DET	114	110	INACTIVE	6-6-2-0-0	7-3-1-1-1	DNP-CD	20-11-0-0-3	13-3-7-1-0	12-2-1-4-0
Jan. 27	@ IND	104	91	INACTIVE	13-3-3-2-1	11-6-1-0-0	0-0-0-0-0	6-8-0-0-1	7-4-4-0-0	14-0-1-1-1
Jan. 28	SAC	119	102	INACTIVE	11-2-0-2-0	13-0-2-0-0	DNP-CD	15-9-0-1-2	18-4-6-1-0	27-2-2-3-0
Jan. 30	@ BKN	127	122	OT INACTIVE	12-5-1-1-1	5-1-1-0-0	DNP-CD	14-11-0-0-2	8-7-0-0-0	25-4-3-0-0
Jan. 31	@ WAS	120	116	OT DNP-CD	16-6-2-0-1	8-2-1-0-0	DNP-CD	6-2-1-1-3	12-2-4-0-0	19-1-5-3-0
Feb. 2	MIL	75	82	INACTIVE	9-11-2-2-0	10-4-2-1-0	DNP-CD	12-13-0-0-1	8-3-2-0-1	12-1-0-0-0
Feb. 4	BKN	93	109	INACTIVE	11-8-1-2-1	23-3-0-0-1	0-0-1-0-0	9-10-1-0-2	5-0-1-0-0	4-0-2-0-0
Feb. 6	LAC	123	107	INACTIVE	11-5-1-0-0	1-4-4-0-0	0-0-0-0-0	4-6-0-0-1	17-3-3-0-0	18-3-5-0-0
Feb. 8	S.A.	87	82	INACTIVE	7-3-2-2-1	2-4-1-2-0	DNP-CD	8-16-0-1-4	5-2-2-0-0	0-1-1-0-0
Feb. 11	WAS	95	93	INACTIVE	2-8-2-2-1	0-0-1-0-0	DNP-CD	6-5-0-0-0	11-4-1-0-0	27-4-1-2-1
Feb. 20	@ ATL	105	80	INACTIVE	7-3-2-2-2	3-2-1-1-0	0-1-0-0-0	8-13-1-0-2	7-3-8-0-1	26-4-2-4-1
Feb. 21	@ HOU	76	98	INACTIVE	5-4-0-1-0	6-4-2-1-0	0-0-0-0-0	11-7-0-3-0	6-3-2-2-0	INACTIVE
Feb. 23	@ N.O.	97	100	DNP-CD	INACTIVE	6-2-0-1-0	DNP-CD	17-14-1-1-1	6-3-3-1-0	9-2-2-2-0
Feb. 24	@ DAL	92	99	INACTIVE	12-7-1-0-1	3-1-1-2-1	DNP-CD	10-9-1-1-0	14-1-2-1-0	10-2-0-1-0
Feb. 27	G.S.	89	113	INACTIVE	4-2-0-0-0	18-2-1-1-0	2-1-0-1-0	7-12-0-1-0	2-4-4-1-0	12-4-3-1-1
Feb. 28	@ N.Y.	98	103	DNP-CD	10-5-2-2-0	0-2-0-0-0	DNP-CD	16-8-0-1-0	14-3-6-0-0	22-2-3-0-1
Mar. 2	@ PHI	114	103	DNP-CD	15-4-3-0-1	12-1-2-0-0	DNP-CD	5-5-0-0-1	12-1-5-1-0	21-3-5-1-0
Mar. 4	CLE	112	120	DNP-CD	0-2-0-0-0	12-3-1-1-0	DNP-CD	26-11-1-0-2	6-3-13-2-0	26-2-6-0-0
Mar. 6	@ CHA	94	103	INACTIVE	0-5-2-0-1	8-3-7-2-0	DNP-CD	9-6-0-0-2	2-3-0-0-0	4-1-1-0-0
Mar. 8	@ OKC	104	108	INACTIVE	9-8-3-1-1	20-4-2-2-1	DNP-CD	10-5-0-1-1	10-3-2-0-0	11-0-1-2-0
Mar. 10	@ S.A.	107	117	INACTIVE	4-10-3-1-2	5-2-0-1-1	DNP-CD	9-6-0-0-1	3-1-3-0-0	11-1-1-0-0
Mar. 13	MIA	102	92	INACTIVE	6-5-2-0-1	9-2-0-0-1	DNP-CD	INACTIVE	12-1-2-0-0	14-4-2-0-0
Mar. 15	POR	97	113	INACTIVE	7-5-2-0-0	3-1-1-0-0	0-2-0-0-0	14-9-1-0-1	10-0-3-1-1	11-0-3-1-0
Mar. 16	@ IND	117	98	INACTIVE	4-7-2-0-0	9-1-0-0-0	DNP-CD	14-12-0-0-2	8-2-3-0-1	24-3-0-0-0
Mar. 18	MIN	105	100	INACTIVE	14-4-1-1-1	15-0-1-0-0	DNP-CD	15-15-1-0-1	11-2-5-1-0	8-0-4-0-0
Mar. 20	@ CHI	92	108	INACTIVE	17-5-1-2-1	9-1-2-1-0	DNP-CD	5-6-0-1-1	11-4-6-1-0	7-3-2-1-0
Mar. 22	N.Y.	89	106	INACTIVE	0-8-4-1-0	11-3-0-1-0	DNP-CD	17-10-2-0-1	12-0-1-0-0	13-1-4-0-0
Mar. 24	@ DET	104	108	INACTIVE	13-5-4-1-0	9-2-1-0-0	DNP-CD	12-8-2-0-3	7-4-3-1-0	19-2-0-0-0
Mar. 25	CHI	103	116	INACTIVE	3-4-2-0-1	16-0-1-1-0	DNP-CD	8-12-2-2-0	22-2-3-1-0	18-2-1-1-0
Mar. 27	LAL	94	83	INACTIVE	7-5-4-1-1	10-1-1-2-1	DNP-CD	19-7-0-0-1	5-1-5-0-0	18-1-4-2-0
Mar. 30	HOU	99	96	INACTIVE	7-4-0-1-0	5-1-1-1-0	DNP-CD	15-9-1-1-5	3-3-7-2-0	13-2-5-1-0
Apr. 1	@ MIN	113	99	INACTIVE	0-1-6-1-0	16-2-1-0-0	0-0-0-0-0	15-4-1-0-1	14-4-2-1-0	18-1-2-3-0
Apr. 3	@ BKN	109	114	INACTIVE	12-9-6-1-0	4-0-2-0-0	DNP-CD	21-9-0-1-1	7-4-4-0-0	23-2-3-1-0
Apr. 4	BOS	116	117	OT INACTIVE	0-7-2-2-1	4-7-1-0-0	DNP-CD	12-14-2-0-1	8-4-3-1-0	27-2-4-1-1
Apr. 8	@ CHA	92	74	INACTIVE	8-9-0-0-2	9-1-2-2-0	0-0-0-0-0	2-8-2-1-2	16-5-4-0-0	16-2-2-2-0
Apr. 10	@ ORL	101	99	INACTIVE	7-5-3-3-0	7-2-1-1-0	DNP-CD	8-13-0-0-1	9-2-3-1-0	13-4-2-1-0
Apr. 11	@ MIA	107	104	INACTIVE	11-3-3-0-0	9-5-0-0-1	DNP-CD	4-3-0-0-0	12-3-1-0-0	29-1-2-0-0
Apr. 14	@ BOS	93	95	INACTIVE	10-1-0-0-1	12-3-0-2-2	DNP-CD	10-8-0-1-2	11-5-7-1-0	16-5-3-1-1
Apr. 15	CHA	92	87	INACTIVE	3-3-1-1-1	13-2-3-0-0	DNP-CD	18-5-1-0-0	6-4-6-1-0	DNP-CD



SECTION 4

NBA SEASON REVIEW





NBA EASTERN CONFERENCE

ATLANTIC DIVISION

	W	L	PCT	GB	HOME	ROAD	LAST-10	STREAK
Toronto	49	33	.598	-	27-14	22-19	7-3	Won 1
Boston	40	42	.488	9	21-20	19-22	8-2	Won 6
Brooklyn	38	44	.463	11	19-22	19-22	6-4	Won 1
Philadelphia	18	64	.220	31	12-29	6-35	0-10	Lost 10
New York	17	65	.207	32	10-31	7-34	3-7	Lost 1

CENTRAL DIVISION

	W	L	PCT	GB	HOME	ROAD	LAST-10	STREAK
Cleveland	53	29	.646	-	31-10	22-19	7-3	Won 2
Chicago	50	32	.610	3	27-14	23-18	7-3	Won 4
Milwaukee	41	41	.500	12	23-18	18-23	5-5	Lost 1
Indiana	38	44	.463	15	23-18	15-26	7-3	Lost 1
Detroit	32	50	.390	21	18-23	14-27	4-6	Won 1

SOUTHEAST DIVISION

	W	L	PCT	GB	HOME	ROAD	LAST-10	STREAK
Atlanta	60	22	.732	-	35-6	25-16	5-5	Lost 3
Washington	46	36	.561	14	29-12	17-24	6-4	Lost 2
Miami	37	45	.451	23	20-21	17-24	4-6	Won 2
Charlotte	33	49	.402	27	19-22	14-27	2-8	Lost 6
Orlando	25	57	.305	35	13-28	12-29	3-7	Lost 4

NBA WESTERN CONFERENCE

SOUTHWEST DIVISION

	W	L	PCT	GB	HOME	ROAD	LAST-10	STREAK
Houston	56	26	.683	-	30-11	26-15	7-3	Won 3
Memphis	55	27	.671	1	31-10	24-17	5-5	Won 1
San Antonio	55	27	.671	1	33-8	22-19	9-1	Lost 1
Dallas	50	32	.610	6	27-14	23-18	5-5	Won 1
New Orleans	45	37	.549	11	28-13	17-24	7-3	Won 2

NORTHWEST DIVISION

	W	L	PCT	GB	HOME	ROAD	LAST-10	STREAK
Portland	51	31	.622	-	32-9	19-22	4-6	Lost 4
Oklahoma City	45	37	.549	6	9-12	16-25	4-6	Won 2
Utah	38	44	.463	13	21-20	17-24	7-3	Lost 1
Denver	30	52	.366	21	19-22	11-30	3-7	Lost 2
Minnesota	16	66	.195	35	9-32	7-34	0-10	Lost 12

PACIFIC DIVISION

	W	L	PCT	GB	HOME	ROAD	LAST-10	STREAK
Golden State	67	15	.817	-	39-2	28-13	8-2	Won 4
L.A. Clippers	56	26	.683	11	30-11	26-15	9-1	Won 7
Phoenix	39	43	.476	28	22-19	17-24	1-9	Lost 5
Sacramento	29	53	.354	38	18-23	11-30	3-7	Won 2
L.A. Lakers	21	61	.256	46	12-29	9-32	2-8	Lost 3

CONFERENCE STANDINGS

EASTERN	W	L	PCT	GB	CONF	DIV	HOME	ROAD	OT
1. Atlanta	60	22	.732	0.0	38-14	12-4	35-6	25-16	0-1
2. Cleveland	53	29	.646	7.0	35-17	11-5	31-10	22-19	3-1
3. Chicago	50	32	.610	10.0	33-19	8-8	27-14	23-18	3-3
4. Toronto	49	33	.598	11.0	33-19	11-5	27-14	22-19	4-3
5. Washington	46	36	.561	14.0	30-22	10-6	29-12	17-24	4-4
6. Milwaukee	41	41	.500	19.0	30-22	7-9	23-18	18-23	3-3
7. Boston	40	42	.488	20.0	28-24	12-4	21-20	19-22	2-5
8. Brooklyn	38	44	.463	22.0	24-28	10-6	19-22	19-22	2-4
9. Indiana	38	44	.463	22.0	28-24	8-8	23-18	15-26	3-3
10. Miami	37	45	.451	23.0	25-27	6-10	20-21	17-24	2-0
11. Charlotte	33	49	.402	27.0	25-27	8-8	19-22	14-27	3-3
12. Detroit	32	50	.390	28.0	23-29	6-10	18-23	14-27	2-3
13. Orlando	25	57	.305	35.0	15-37	4-12	13-28	12-29	2-1
14. Philadelphia	18	64	.220	42.0	12-40	2-14	12-29	6-35	1-4
15. New York	17	65	.207	43.0	11-41	5-11	10-31	7-34	2-4
WESTERN	W	L	PCT	GB	CONF	DIV	HOME	ROAD	OT
1. Golden State	67	15	.817	0.0	42-10	13-3	39-2	28-13	1-1
2. Houston	56	26	.683	11.0	33-19	8-8	30-11	26-15	5-0
3. L.A. Clippers	56	26	.683	11.0	37-15	12-4	30-11	26-15	1-1
4. Portland	51	31	.622	16.0	31-21	11-5	32-9	19-22	4-1
5. Memphis	55	27	.671	12.0	35-17	9-7	31-10	24-17	4-1
6. San Antonio	55	27	.671	12.0	32-20	8-8	33-8	22-19	1-6
7. Dallas	50	32	.610	17.0	29-23	7-9	27-14	23-18	6-0
8. New Orleans	45	37	.549	22.0	29-23	8-8	28-13	17-24	0-3
9. Oklahoma City	45	37	.549	22.0	25-27	10-6	29-12	16-25	3-3
10. Phoenix	39	43	.476	28.0	21-31	6-10	22-19	17-24	2-4
11. Utah	38	44	.463	29.0	23-29	9-7	21-20	17-24	0-1
12. Denver	30	52	.366	37.0	19-33	6-10	19-22	11-30	2-4
13. Sacramento	29	53	.354	38.0	18-34	7-9	18-23	11-30	3-3
14. L.A. Lakers	21	61	.256	46.0	9-43	2-14	12-29	9-32	6-3
15. Minnesota	16	66	.195	51.0	7-45	4-12	9-32	7-34	2-3

INCLUDES GAMES OF WEDNESDAY, APRIL 15, 2015

SCORING AVERAGE	G	FG	FT	PTS	AVG	REBOUNDS PER GAME	G	OFF	DEF	TOT	AVG	ASSISTS PER GAME	G	AST	AVG
Westbrook, OKC.	67	627	546	1886	28.1	Jordan, LA-C	82	397	829	1226	15.0	Paul, LA-C	82	838	10.2
Harden, Hou.	81	647	715	2217	27.4	Drummond, Det.	82	437	667	1104	13.5	Wall, Was.	79	792	10.0
James, Cle.	69	624	375	1743	25.3	Cousins, Sac.	59	185	562	747	12.7	Lawson, Den.	75	720	9.6
Davis, N.O.	68	642	371	1656	24.4	Gasol, Chi.	78	220	699	919	11.8	Westbrook, OKC.	67	574	8.6
Cousins, Sac.	59	498	423	1421	24.1	Chandler, Dal.	75	294	570	864	11.5	Rondo, Bos.-Dal.	68	538	7.9
Curry, G.S.	80	653	308	1900	23.8	Vucevic, Orl.	74	238	572	810	10.9	Curry, G.S.	80	619	7.7
Aldridge, Por.	71	659	306	1661	23.4	Randolph, Mem.	71	225	522	747	10.5	James, Cle.	69	511	7.4
Griffin, LA-C	67	574	311	1469	21.9	Davis, N.O.	68	173	523	696	10.2	Teague, Atl.	73	513	7.0
Irving, Cle.	75	578	315	1628	21.7	Aldridge, Por.	71	177	549	726	10.2	Harden, Hou.	81	565	7.0
Thompson, G.S.	77	602	225	1668	21.7	Monroe, Det.	69	229	475	704	10.2	Lowry, Tor. (10)	70	473	6.8
Wade, Mia.	62	509	284	1331	21.5	Asik, N.O.	76	244	504	748	9.8	Carter-Williams, ALL t66	442	6.7	
Gay, Sac.	68	508	337	1432	21.1	Love, Cle.	75	142	589	731	9.7	Evans, N.O.	79	521	6.6
Lillard, Por.	82	590	344	1720	21.0	Noah, Chi.	67	219	427	646	9.6	Williams, Bkn.	68	448	6.6
DeRozan, Tor. (14)	60	409	361	1204	20.1	Gobert, Utah	82	265	510	775	9.5	Payton, Orl.	82	533	6.5
Butler, Chi.	65	421	386	1301	20.0	Duncan, S.A.	77	170	534	704	9.1	Mo Williams, Min.-Cha.	68	424	6.2
Vucevic, Orl.	74	631	164	1428	19.3	Kanter, Utah-OKC.	75	277	394	671	8.9	Lillard, Por.	82	507	6.2
Hayward, Utah	76	484	375	1463	19.3	Fariel, Den.	75	242	426	668	8.9	Bledsoe, Pho.	81	493	6.1
Paul, LA-C	82	568	289	1564	19.1	Gortat, Was.	82	180	537	717	8.7	Jackson, OKC.-Det.	77	462	6.0
Ellis, Dal.	80	602	228	1513	18.9	Valanciunas (T-18)	80	215	478	693	8.7	Turner, Bos.	82	449	5.5
Gasol, Chi.	78	570	294	1446	18.5	Jefferson, Cha.	65	99	449	548	8.4	Conley, Mem.	70	375	5.4
Oladipo, Orl.	72	473	262	1292	17.9	Dieng, Min.	73	223	386	609	8.3	Griffin, LA-C	67	354	5.3
Lowry, Tor. (22)	70	430	252	1244	17.8	Favors, Utah	74	196	411	607	8.2	Knight, Mil.-Pho.	63	330	5.2
Wall, Was.	79	519	284	1387	17.6	Green, G.S.	79	114	533	647	8.2	Irving, Cle.	75	389	5.2
Gasol, Mem.	81	530	350	1413	17.4	Noel, Phi.	75	185	426	611	8.1	Walker, Cha.	62	318	5.1
Walker, Cha.	62	378	234	1075	17.3	Boгут, G.S.	67	141	402	543	8.1	Parker, S.A.	68	335	4.9
Nowitzki, Dal.	77	487	255	1333	17.3	Thompson, Cle.	82	274	383	657	8.0	Wade, Mia.	62	299	4.8
Lopez, Bkn.	72	506	223	1236	17.2	Hill, LA-L	70	174	382	556	7.9	Batum, Por.	71	341	4.8
Harris, Orl.	68	442	193	1164	17.1	Millsap, Atl.	73	139	431	570	7.8	Jack, Bkn.	80	373	4.7
Bledsoe, Pho.	81	468	353	1377	17.0	Ibaka, OKC.	64	135	364	499	7.8	Noah, Chi.	67	312	4.7
Knight, Mil.-Pho.	63	375	195	1070	17.0	Gasol, Mem.	81	115	515	630	7.8	Lin, LA-L	74	339	4.6
Wiggins, Min.	82	497	354	1387	16.9	Sullinger, Bos.	58	147	294	441	7.6	G. Dragic, Pho.-Mia.	78	350	4.5
Millsap, Atl.	73	443	255	1218	16.7	Davis, LA-L	79	230	370	600	7.6	Burke, Utah	76	328	4.3
Jefferson, Cha.	65	486	108	1082	16.6	Griffin, LA-C	67	126	382	508	7.6	Augustin, Det.-OKC.	82	353	4.3
Evans, N.O.	79	521	202	1313	16.6	Adams, OKC.	70	199	324	523	7.5	Thomas, Pho.-Bos.	67	284	4.2
Leonard, S.A.	64	394	202	1057	16.5	Lopez, Bkn.	72	214	321	535	7.4	Ginobili, S.A.	70	293	4.2
Thomas, Pho.-Bos.	67	335	302	1101	16.4	Mozgov, Den.-Cle.	81	203	388	591	7.3	Hayward, Utah	76	313	4.1
Love, Cle.	75	413	258	1228	16.4	Westbrook, OKC.	67	124	364	488	7.3	Schroder, Atl.	77	317	4.1
Redick, LA-C	78	447	183	1277	16.4	Leonard, S.A.	64	85	376	461	7.2	Ellis, Dal.	80	329	4.1
G. Dragic, Pho.-Mia.	78	502	181	1275	16.3	Horford, Atl.	76	131	413	544	7.2	Oladipo, Orl.	72	295	4.1
Randolph, Mem.	71	454	228	1143	16.1	Hibbert, Ind.	76	156	384	540	7.1	Nelson, Dal.-Bos.-Den.	63	253	4.0

FIELD GOAL PCT.	FG	FGA	PCT	3-PT FIELD GOAL PCT.	3FG	3GA	PCT	FREE THROW PCT.	FT	FTA	PCT
Jordan, LA-C	379	534	.710	Korver, Atl.	221	449	.492	Curry, G.S.	308	337	.914
Valanciunas, Tor. (2)	373	652	.572	Gordon, N.O.	141	315	.448	Meeks, Det.	145	160	.906
Gortat, Was.	439	775	.566	Curry, G.S.	286	646	.443	Redick, LA-C	183	203	.901
Mozgov, Den.-Cle.	314	566	.555	Thompson, G.S.	239	545	.439	Crawford, LA-C	227	252	.901
Zeller, Bos.	340	619	.549	Redick, LA-C	200	458	.437	Paul, LA-C	289	321	.900
Horford, Atl.	519	965	.538	Morrow, OKC.	141	325	.434	Gallinari, Den.	171	191	.895
Davis, N.O.	642	1199	.535	D. Green, S.A.	191	457	.418	Young, LA-L	132	148	.892
Favors, Utah	482	918	.525	Irving, Cle.	157	378	.415	Nowitzki, Dal.	255	289	.882
Vucevic, Orl.	631	1206	.523	Beal, Was.	106	259	.409	Jack, Bkn.	200	227	.881
Kanter, Utah-OKC.	482	928	.519	Dunleavy, Chi.	107	263	.407	Martin, Min.	170	193	.881
Drummond, Det.	494	961	.514	Middleton, Mil.	109	268	.407	Thompson, G.S.	225	256	.879
Lopez, Bkn.	506	987	.513	Barnes, G.S.	87	215	.405	Knight, Mil.-Pho.	195	223	.874
Duncan, S.A.	419	819	.512	Lee, Mem.	90	224	.402	Mo Williams, Min.-Ch	163	187	.872
Nene, Was.	307	601	.511	Thompson, Phi.	115	287	.401	Augustin, Det.-OKC.	178	205	.868
Fariel, Den.	373	736	.507	Singler, Det.-OKC.	96	241	.398	Thomas, Pho.-Bos.	302	348	.868
Motiejunas, Hou.	353	700	.504	Paul, LA-C	139	349	.398	Harden, Hou.	715	824	.868
Bass, Bos.	344	683	.504	Carroll, Atl.	120	304	.395	Lillard, Por.	344	398	.864
Griffin, LA-C	574	1144	.502	Frye, Orl.	136	346	.393	Irving, Cle.	315	365	.863
G. Dragic, Pho.-Mia.	502	1002	.501	Terry, Hou.	126	323	.390	Teague, Atl.	275	319	.862
Boozer, LA-L	371	743	.499	Pierce, Was.	118	303	.389	Williams, Tor. (20)	340	395	.861
Monroe, Det.	423	853	.496	Knight, Mil.-Pho.	125	321	.389	Conley, Mem.	214	249	.859
Gasol, Mem.	530	1072	.494	Matthews, Por.	173	445	.389	Middleton, Mil.	134	156	.859
Gasol, Chi.	570	1153	.494	Butler, Was.	91	235	.387	Gay, Sac.	337	393	.858
Speights, G.S.	318	646	.492	Brooks, Chi.	121	313	.387	Anderson, N.O.	129	151	.854
Antetokounmpo, Mil.	383	780	.491	Conley, Mem.	107	277	.386	Durant, OKC.	146	171	.854
James, Cle.	624	1279	.488	Smith, N.Y.-Cle.	163	426	.383	Henderson, Cha.	184	217	.848
Randolph, Mem.	454	932	.487	Parsons, Dal.	132	347	.380	Aldridge, Por.	306	362	.845
Carroll, Atl.	318	653	.487	Nowitzki, Dal.	104	274	.380	Afflalo, Den.-Por.	167	198	.843
Curry, G.S.	653	1341	.487	Butler, Det.	83	219	.379	Speights, G.S.	150	178	.843
Parker, S.A.	404	832	.486	Vasquez, Tor. (T-29)	133	351	.379	LaVine, Min.	149	177	.842
Paul, LA-C	568	1170	.485	Fournier, Orl.	85	225	.378	Westbrook, OKC.	546	654	.835
Barnes, G.S.	316	656	.482	Villanueva, Dal.	83	221	.376	Williams, Bkn.	201	241	.834
Jefferson, Cha.	486	1010	.481	Harden, Hou.	208	555	.375	Butler, Chi.	386	463	.834
Leonard, S.A.	394	822	.479	Covington, Phi.	167	446	.374	Brooks, Chi.	145	174	.833
Redick, LA-C	447	938	.477	Belinelli, S.A.	86	230	.374	Je. Green, Bos.-Mem.	239	287	.833
Millsap, Atl.	443	930	.476	Pondexter, Mem.-N.O.	91	244	.373	DeRozan, Tor. (36)	361	434	.832
Ibaka, OKC.	374	786	.476	Thomas, Pho.-Bos.	129	346	.373	Jackson, OKC.-Det.	181	218	.830
West, Ind.	323	686	.471	Ross, Tor. (38)	145	390	.372	Ja. Smith, N.Y.	127	153	.830
Wade, Mia.	509	1084	.470	Patterson, Tor. (39)	105	283	.371	Clarkson, LA-L	131	158	.829
Deng, Mia.	369	787	.469	Ellington, LA-L	90	243	.370	Walker, Cha.	234	283	.827

STEALS PER GAME	G	STL	AVG	BLOCKS PER GAME	G	BLK	AVG	MINUTES PER GAME	G	MIN	AVG
Leonard, S.A.	64	148	2.31	Davis, N.O.	68	200	2.94	Butler, Chi.	65	2513	38.7
Westbrook, OKC.	67	140	2.09	Ibaka, OKC.	64	155	2.42	Harden, Hou.	81	2981	36.8
Allen, Mem.	63	129	2.05	Gobert, Utah	82	189	2.30	Irving, Cle.	75	2730	36.4
Curry, G.S.	80	163	2.04	Jordan, LA-C	82	183	2.23	Wiggins, Min.	82	2969	36.2
Paul, LA-C	82	156	1.90	Henson, Mil.	67	135	2.01	James, Cle.	69	2493	36.1
Harden, Hou.	81	154	1.90	Duncan, S.A.	77	151	1.96	Davis, N.O.	68	2455	36.1
Ariza, Hou.	82	152	1.85	Noel, Phi.	75	142	1.89	Wall, Was.	79	2837	35.9
Ellis, Dal.	80	148	1.85	Gasol, Chi.	78	147	1.88	Oladipo, Orl.	72	2573	35.7
Millsap, Atl.	73	130	1.78	Drummond, Det.	82	153	1.87	Ariza, Hou.	82	2930	35.7
Noel, Phi.	75	133	1.77	Lopez, Bkn.	72	126	1.75	Lillard, Por.	82	2925	35.7
Butler, Chi.	65	114	1.75	Cousins, Sac.	59	103	1.75	Lawson, Den.	75	2665	35.5
Wall, Was.	79	138	1.75	Dieng, Min.	73	126	1.73	Gay, Sac.	68	2408	35.4
Payton, Orl.	82	142	1.73	Bogut, G.S.	67	113	1.69	Aldridge, Por.	71	2512	35.4
Teague, Atl.	73	125	1.71	Favors, Utah	74	123	1.66	Griffin, LA-C	67	2356	35.2
Carter-Williams, ALLtot	66	111	1.68	Hibbert, Ind.	76	125	1.64	DeRozan, Tor. (15)	60	2100	35.0
Oladipo, Orl.	72	120	1.67	Gasol, Mem.	81	131	1.62	Johnson, Bkn.	80	2791	34.9
Young, Min.-Bkn.	76	124	1.63	Biyombo, Cha.	64	99	1.55	Paul, LA-C	82	2857	34.8
James, Cle.	69	109	1.58	Len, Pho.	69	105	1.52	Harris, Orl.	68	2369	34.8
Bledsoe, Pho.	81	127	1.57	Lopez, Por.	59	84	1.42	Bledsoe, Pho.	81	2800	34.6
Lowry, Tor. (T-20)	70	109	1.56	Smith, Det.-Hou.	83	116	1.40	Lowry, Tor. (20)	70	2414	34.5
Green, G.S.	79	123	1.56	Gortat, Was.	82	110	1.34	Hayward, Utah	76	2618	34.4
Middleton, Mil.	79	122	1.54	Jefferson, Cha.	65	84	1.29	Jordan, LA-C	82	2820	34.4
Cousins, Sac.	59	90	1.53	Horford, Atl.	76	98	1.29	Gasol, Chi.	78	2681	34.4
Chalmers, Mia.	80	122	1.53	Wright, Dal.-Bos.-Pho.	75	94	1.25	Westbrook, OKC.	67	2302	34.4
Irving, Cle.	75	114	1.52	Green, G.S.	79	99	1.25	Walker, Cha.	62	2119	34.2
Smart, Bos.	67	99	1.48	Davis, LA-L	79	98	1.24	Vucevic, Orl.	74	2529	34.2
Davis, N.O.	68	100	1.47	Adams, OKC.	70	86	1.23	Cousins, Sac.	59	2013	34.1
Walker, Cha.	62	89	1.44	Chandler, Dal.	75	91	1.21	Evans, N.O.	79	2690	34.0
Knight, Mil.-Pho.	63	90	1.43	Gibson, Chi.	62	75	1.21	G. Dragic, Pho.-Mia.	78	2640	33.8
Brewer, Min.-Hou.	80	114	1.43	Mozgov, Den.-Cle.	81	97	1.20	Love, Cle.	75	2532	33.8
Hayward, Utah	76	108	1.42	Valanciunas, Tor. (31)	80	95	1.19	Ellis, Dal.	80	2699	33.7
Covington, Phi.	70	97	1.39	McDaniels, Phi.-Hou.	62	70	1.13	Matthews, Por.	60	2024	33.7
Tucker, Pho.	78	107	1.37	Noah, Chi.	67	74	1.10	Deng, Mia.	72	2421	33.6
Carroll, Atl.	70	94	1.34	Nurkic, Den.	62	68	1.10	Batum, Por.	71	2380	33.5
Rondo, Bos.-Dal.	68	91	1.34	D. Green, S.A.	81	87	1.07	Beal, Was.	63	2107	33.5
Shumpert, N.Y.-Cle.	62	81	1.31	Aldrich, N.Y.	61	65	1.07	Gasol, Mem.	81	2687	33.2
Matthews, Por.	60	77	1.28	Antetokounmpo, Mil.	81	85	1.05	Parsons, Dal.	66	2186	33.1
Conley, Mem.	70	89	1.27	Grant, Phi.	65	68	1.05	Gordon, N.O.	61	2018	33.1
Evans, N.O.	79	100	1.27	Andersen, Mia.	60	61	1.02	Ibaka, OKC.	64	2116	33.1
D. Green, S.A.	81	101	1.25	J. Johnson, Tor. (40)	70	70	1.00	Millsap, Atl.	73	2390	32.7

ROOKIE LEADERS / INCLUDES GAMES OF WEDNESDAY, APRIL 15, 2015

SCORING AVERAGE	G	FG	FT	PTS	AVG	REBOUNDS PER GAME	G	OFF	DEF	TOT	AVG	ASSISTS PER GAME	G	AST	AVG
Wiggins, Min.	82	497	354	1387	16.9	Noel, Phi.	75	185	426	611	8.1	Payton, Orl.	82	533	6.5
Clarkson, LA-L	59	267	131	703	11.9	Nurkic, Den.	62	125	257	382	6.2	LaVine, Min.	77	276	3.6
Galloway, N.Y.	45	204	63	533	11.8	Black, Hou.-LA-L	63	142	226	368	5.8	Clarkson, LA-L	59	206	3.5
Mirotic, Chi.	82	253	228	833	10.2	McGary, OKC.	32	53	112	165	5.2	Galloway, N.Y.	45	150	3.3
LaVine, Min.	77	286	149	778	10.1	Payne, Atl.-Min.	32	48	114	162	5.1	Smart, Bos.	67	208	3.1
Noel, Phi.	75	302	140	744	9.9	Mirotic, Chi.	82	63	341	404	4.9	Dinwiddie, Det.	34	104	3.1
Bogdanovic, Bkn.	78	261	87	700	9.0	Wiggins, Min.	82	134	240	374	4.6	Napier, Mia.	51	130	2.5
Payton, Orl.	82	301	118	731	8.9	Aldemir, Phi.	41	78	98	176	4.3	Exum, Utah	82	198	2.4
Hood, Utah	50	155	61	433	8.7	Payton, Orl.	82	107	242	349	4.3	Ingles, Utah	79	182	2.3
McDaniels, Phi.-Hou.	62	172	100	487	7.9	Galloway, N.Y.	45	37	153	190	4.2	Ennis, Pho.-Mil.	33	73	2.2
Smart, Bos.	67	175	82	523	7.8	A. Gordon, Orl.	47	46	123	169	3.6	Wiggins, Min.	82	170	2.1
Nurkic, Den.	62	171	84	426	6.9	Smart, Bos.	67	61	161	222	3.3	Papanikolaou, Hou.	43	85	2.0
Payne, Atl.-Min.	32	91	30	213	6.7	Clarkson, LA-L	59	56	135	191	3.2	Noel, Phi.	75	128	1.7
Grant, Phi.	65	124	114	411	6.3	McDaniels, Phi.-Hou.	62	65	135	200	3.2	Hood, Utah	50	83	1.7
McGary, OKC.	32	88	25	201	6.3	Millsap, Utah	47	28	122	150	3.2	Johnson, Mia.	32	42	1.3
Warren, Pho.	40	113	14	245	6.1	Grant, Phi.	65	49	149	198	3.0	Millsap, Utah	47	58	1.2
Black, Hou.-LA-L	63	157	65	379	6.0	Jefferson, Bkn.	50	47	98	145	2.9	Grant, Phi.	65	79	1.2
Johnson, Mia.	32	70	32	190	5.9	Ennis, Mia.	62	51	125	176	2.8	Mirotic, Chi.	82	97	1.2
Hairston, Cha.	45	87	31	254	5.6	LaVine, Min.	77	27	187	214	2.8	McDaniels, Phi.-Hou.	62	72	1.2
Early, N.Y.	39	76	36	210	5.4	Papanikolaou, Hou.	43	39	79	118	2.7	Sampson, Phi.	74	77	1.0

FIELD GOAL PCT.	FG	FGA	PCT	3-PT FIELD GOAL PCT.	3FG	3GA	PCT	FREE THROW PCT.	FT	FTA	PCT
Black, Hou.-LA-L	157	273	.575	Rudez, Ind.	69	170	.406	LaVine, Min.	149	177	.842
Noel, Phi.	302	653	.462	Hood, Utah	62	170	.365	Ennis, Mia.	79	94	.840
Bogdanovic, Bkn.	261	576	.453	Napier, Mia.	43	118	.364	Clarkson, LA-L	131	158	.829
Clarkson, LA-L	267	596	.448	Ingles, Utah	72	202	.356	Bogdanovic, Bkn.	87	106	.821
Nurkic, Den.	171	383	.446	Bogdanovic, Bkn.	91	256	.355	Galloway, N.Y.	63	78	.808
Wiggins, Min.	497	1137	.437	Galloway, N.Y.	62	176	.352	Mirotic, Chi.	228	284	.803
Payton, Orl.	301	708	.425	LaVine, Min.	57	167	.341	Wiggins, Min.	354	466	.760
LaVine, Min.	286	677	.422	Smart, Bos.	91	272	.335	Brown, LA-L	64	85	.753
Hood, Utah	155	374	.414	Staaskas, Sac.	48	149	.322	McDaniels, Phi.-Hou.	100	133	.752
Mirotic, Chi.	253	624	.405	Mirotic, Chi.	99	313	.316	Sampson, Phi.	63	94	.670

STEALS PER GAME	G	STL	AVG	BLOCKS PER GAME	G	BLK	AVG	MINUTES PER GAME	G	MIN	AVG
Noel, Phi.	75	133	1.77	Noel, Phi.	75	142	1.89	Wiggins, Min.	82	2969	36.2
Payton, Orl.	82	142	1.73	McDaniels, Phi.-Hou.	62	70	1.13	Galloway, N.Y.	45	1457	32.4
Smart, Bos.	67	99	1.48	Nurkic, Den.	62	68	1.10	Noel, Phi.	75	2311	30.8
Millsap, Utah	47	56	1.19	Grant, Phi.	65	68	1.05	Payton, Orl.	82	2489	30.3
Galloway, N.Y.	45	52	1.16	Mirotic, Chi.	82	54	0.66	Smart, Bos.	67	1808	27.0
Wiggins, Min.	82	86	1.05	Wiggins, Min.	82	50	0.61	Clarkson, LA-L	59	1476	25.0
Johnson, Mia.	32	33	1.03	McGary, OKC.	32	16	0.50	LaVine, Min.	77	1902	24.7

TEAMS' STATISTICS / INCLUDES GAMES OF WEDNESDAY, APRIL 15, 2015

TEAM	G	FIELD GOALS			3-PT. F.G.'S			FREE THROWS			-- REBOUNDS --			----- MISCELLANEOUS -----						SCORING	
		MADE	ATT.	PCT.	MADE	ATT.	PCT.	MADE	ATT.	PCT.	OFF.	DEF.	TOT.	AST	PF	DQ	STL	TO	BLK	PTS	AVG.
G.S.	82	3410	7137	.478	883	2217	.398	1313	1709	.768	853	2814	3667	2248	1628	8	762	1185	496	9016	110.0
LA-C	82	3228	6830	.473	827	2202	.376	1468	2067	.710	784	2711	3495	2031	1749	10	640	1012	409	8751	106.7
Dall.	82	3255	7036	.463	732	2082	.352	1386	1843	.752	858	2608	3466	1846	1644	7	663	1062	371	8628	105.2
Tor.	82	3108	6829	.455	726	2060	.352	1585	2014	.787	881	2526	3407	1701	1712	9	615	1057	357	8527	104.0
OKC.	82	3184	7119	.447	632	1864	.339	1524	2020	.754	1052	2844	3896	1681	1829	14	598	1205	454	8524	104.0
Hou.	82	3032	6832	.444	933	2680	.348	1525	2133	.715	958	2624	3582	1820	1803	10	777	1366	407	8522	103.9
S.A.	82	3208	6854	.468	677	1847	.367	1368	1754	.780	806	2772	3578	2000	1564	3	657	1146	444	8461	103.2
Clev.	82	3089	6739	.458	826	2253	.367	1453	1934	.751	911	2612	3523	1814	1510	4	603	1171	340	8457	103.1
Port.	82	3175	7049	.450	807	2231	.362	1272	1589	.801	879	2881	3760	1799	1494	5	525	1117	372	8429	102.8
Atl.	82	3121	6699	.466	618	2152	.380	1349	1735	.778	715	2611	3326	2111	1457	2	744	1167	380	8409	102.5
Phoe.	82	3178	7038	.452	698	2048	.341	1343	1767	.760	896	2643	3539	1659	1744	15	700	1238	385	8397	102.4
Den.	82	3099	7158	.433	660	2032	.325	1462	1991	.734	1012	2653	3665	1788	1882	16	641	1166	367	8320	101.5
Bos.	82	3193	7211	.443	660	2021	.327	1266	1678	.754	910	2685	3595	2009	1738	6	674	1133	294	8312	101.4
Sac.	82	3010	6617	.455	461	1350	.341	1829	2400	.762	895	2728	3623	1667	1696	19	550	1333	324	8310	101.3
Chi.	82	3001	6797	.442	645	1825	.353	1618	2067	.783	959	2792	3751	1781	1495	7	514	1145	476	8265	100.8
N.O.	82	3108	6795	.457	586	1583	.370	1345	1790	.751	942	2621	3563	1806	1530	6	553	1087	510	8147	99.4
Wash.	82	3139	6790	.462	497	1381	.360	1305	1758	.742	862	2801	3663	1969	1707	6	601	1233	378	8080	98.5
Det.	82	3041	7038	.432	703	2043	.344	1292	1838	.703	1051	2630	3681	1771	1559	13	623	1099	383	8077	98.5
LA-L	82	3054	7020	.435	532	1546	.344	1433	1935	.741	952	2647	3599	1715	1741	20	578	1086	366	8073	98.5
Mem.	82	3097	6763	.458	423	1246	.339	1445	1869	.773	856	2643	3490	1777	1567	8	700	1094	347	8062	98.3
Bkn.	82	3069	6804	.451	541	1633	.331	1359	1817	.748	846	2627	3473	1716	1579	2	576	1133	340	8038	98.0
Milw.	82	3083	6722	.459	545	1500	.363	1312	1734	.757	876	2574	3450	1932	1814	7	789	1373	403	8023	97.8
Minn.	82	2986	6820	.438	406	1223	.332	1638	2110	.776	949	2406	3355	1771	1571	2	668	1231	327	8016	97.8
Ind.	82	2998	6824	.439	612	1740	.352	1373	1817	.756	856	2822	3678	1757	1742	4	505	1147	375	7981	97.3
Orl.	82	3076	6792	.453	554	1598	.347	1141	1565	.729	822	2607	3429	1692	1714	9	647	1221	314	7847	95.7
Utah	82	2900	6492	.447	610	1781	.343	1391	1929	.721	988	2617	3605	1632	1583	5	623	1256	489	7801	95.1
Miami	82	2885	6330	.456	556	1659	.335	1438	1940	.741	747	2461	3208	1626	1636	8	642	1214	372	7764	94.7
Cha.	82	2913	6932	.420	498	1566	.318	1397	1867	.748	820	2793	3613	1654	1494	4	499	976	448	7721	94.2
Phil.	82	2765	6777	.408	692	2160	.320	1320	1953	.676	978	2536	3514	1683	1778	10	789	1453	487	7542	92.0
N.Y.	82	2882	6726	.428	560	1614	.347	1211	1575	.769	867	2443	3310	1746	1768	14	575	1206	382	7535	91.9

OPPONENTS' STATISTICS / INCLUDES GAMES OF WEDNESDAY, APRIL 15, 2015

	FIELD GOALS			3-PT. F.G.'S			FREE THROWS			-- REBOUNDS --			----- MISCELLANEOUS -----						--- SCORING ---		
TEAM	MADE	ATT.	PCT.	MADE	ATT.	PCT.	MADE	ATT.	PCT.	OFF.	DEF.	TOT.	AST	PF	DQ	STL	TO	BLK	PTS	AVG.	DIFF.
Utah	2935	6587	.446	604	1670	.362	1309	1760	.744	811	2406	3217	1594	1604	7	674	1076	382	7783	94.9	+0.2
Mem.	2954	6684	.442	663	1889	.351	1225	1651	.742	864	2616	3480	1652	1662	13	604	1257	424	7796	95.1	+3.2
S.A.	3044	6861	.444	558	1550	.360	1307	1754	.745	813	2643	3456	1699	1613	6	648	1167	362	7953	97.0	+6.2
Ind.	2949	6784	.435	591	1713	.345	1469	1951	.753	800	2704	3504	1633	1754	11	617	1045	386	7958	97.0	+0.3
Atl.	2991	6815	.439	720	2112	.341	1262	1651	.764	948	2631	3579	1931	1611	16	604	1317	404	7964	97.1	+5.4
Miami	2960	6523	.454	666	1887	.353	1391	1905	.730	894	2467	3361	1748	1715	7	646	1215	359	7977	97.3	-2.6
Cha.	3020	6863	.440	649	1816	.357	1292	1673	.772	728	2890	3618	1815	1708	4	502	1033	440	7981	97.3	-3.2
Milw.	2917	6681	.437	676	1974	.342	1478	1993	.742	938	2576	3514	1831	1649	9	708	1425	392	7988	97.4	+0.4
Chi.	3095	7109	.435	538	1605	.335	1291	1723	.749	963	2598	3561	1657	1736	17	614	1000	443	8019	97.8	+3.0
Wash.	2965	6844	.433	657	1885	.349	1434	1942	.738	821	2599	3420	1634	1610	5	655	1145	350	8021	97.8	+0.7
N.O.	3108	6814	.456	537	1605	.335	1329	1751	.759	870	2537	3407	1700	1533	4	555	1003	475	8082	98.6	+0.8
Port.	3130	7123	.439	524	1552	.338	1298	1713	.758	902	2754	3656	1669	1534	6	655	999	297	8082	98.6	+4.2
Clev.	3121	6850	.456	634	1848	.343	1214	1629	.745	885	2487	3372	1974	1685	9	642	1092	368	8090	98.7	+4.5
Det.	3106	6817	.456	635	1789	.355	1312	1699	.772	877	2740	3617	1949	1584	5	572	1146	391	8159	99.5	-1.0
G.S.	3031	7084	.428	592	1757	.337	1534	2011	.763	963	2690	3653	1718	1541	5	680	1329	293	8188	99.9	+10.1
LA-C	2984	6745	.442	683	1959	.349	1560	2105	.741	868	2649	3517	1904	1766	7	548	1171	245	8211	100.1	+6.6
Hou.	3092	6983	.443	605	1881	.322	1451	1932	.751	973	2621	3594	1752	1730	10	726	1342	437	8240	100.5	+3.4
Bkn.	3150	6913	.456	696	1944	.358	1278	1748	.731	937	2699	3636	1944	1641	9	643	1137	372	8274	100.9	-2.9
Tor.	3116	6787	.459	633	1828	.346	1410	1923	.733	922	2559	3481	1870	1668	7	567	1182	413	8275	100.9	+3.1
Phil.	3045	6785	.449	658	1879	.350	1530	2023	.756	940	2853	3793	1942	1657	4	779	1374	454	8278	101.0	-9.0
N.Y.	3031	6592	.460	694	1825	.380	1543	2032	.759	898	2669	3567	1783	1564	6	659	1153	353	8299	101.2	-9.3
Bos.	3125	6943	.450	607	1804	.336	1442	1909	.755	893	2772	3665	1798	1545	10	583	1239	431	8299	101.2	+0.2
Orl.	3112	6720	.463	682	1853	.368	1410	1878	.751	825	2739	3564	1921	1467	4	635	1185	441	8316	101.4	-5.7
OKC.	3085	7008	.440	681	1984	.343	1494	2005	.745	917	2587	3504	1815	1675	12	642	1118	377	8345	101.8	+2.2
Dall.	3117	6930	.450	741	2034	.364	1415	1879	.753	1006	2778	3784	1830	1816	13	602	1339	314	8390	102.3	+2.9
Phoe.	3149	6972	.452	633	1798	.352	1540	2030	.759	951	2766	3717	1734	1664	8	651	1276	337	8471	103.3	-0.9
Den.	3164	6909	.458	631	1823	.346	1652	2208	.748	899	2798	3697	1894	1698	8	611	1177	504	8611	105.0	-3.5
Sac.	3238	7094	.456	718	2055	.349	1420	1898	.748	898	2479	3377	1912	1958	14	712	1059	508	8614	105.0	-3.7
LA-L	3180	6817	.466	697	1921	.363	1577	2118	.745	824	2797	3621	1966	1589	5	611	1068	396	8634	105.3	-6.8
Minn.	3373	6933	.487	697	1897	.367	1294	1704	.759	953	2619	3572	1933	1751	12	686	1243	449	8737	106.5	-8.8
AVG.'S	3076	6852	.449	643	1838	.350	1405	1873	.750	893	2657	3550	1807	1658	8	634	1177	393	8201	100.0	---
	92287			55137			42161			79723			54202	253		35312			246035		
	205570			19300			56198			26781		106504	49728		19031		11797				



TEAMS' STATISTICS (PER GAME) / INCLUDES GAMES OF WEDNESDAY, APRIL 15, 2015

TEAM	G	FIELD GOALS			--PT. F.G.'S			FREE THROWS			--- REBOUNDS ---			----- MISCELLANEOUS -----						
		MADE	ATT	PCT	MADE	ATT	PCT	MADE	ATT	PCT	OFF	DEF	TOT	AST	PF	DQ	STL	TO	BLK	PTS
Atl.	82	38.06	81.70	.466	9.98	26.24	.380	16.45	21.16	.778	8.72	31.84	40.56	25.74	17.77	0.02	9.07	14.23	4.63	102.5
Bos.	82	38.94	87.94	.443	8.05	24.65	.327	15.44	20.46	.754	11.10	32.74	43.84	24.50	21.20	0.07	8.22	13.82	3.59	101.4
Bkn.	82	37.43	82.98	.451	6.60	19.91	.331	16.57	22.16	.748	10.32	32.04	42.35	20.93	19.26	0.02	7.02	13.82	4.15	98.0
Cha.	82	35.52	84.54	.420	6.07	19.10	.318	17.04	22.77	.748	10.00	34.06	44.06	20.17	18.22	0.05	6.09	11.90	5.46	94.2
Chi.	82	36.60	82.89	.442	7.87	22.26	.353	19.73	25.21	.783	11.70	34.05	45.74	21.72	18.23	0.09	6.27	13.96	5.80	100.8
Clev.	82	37.67	82.18	.458	10.07	27.48	.367	17.72	23.59	.751	11.11	31.85	42.96	22.12	18.41	0.05	7.35	14.28	4.15	103.1
Dall.	82	39.70	85.80	.463	8.93	25.39	.352	16.90	22.48	.752	10.46	31.80	42.27	22.51	20.05	0.09	8.09	12.95	4.52	105.2
Den.	82	37.79	87.29	.433	8.05	24.78	.325	17.83	24.28	.734	12.34	32.35	44.70	21.80	22.95	0.20	7.82	14.22	4.48	101.5
Det.	82	37.09	85.83	.432	8.57	24.91	.344	15.76	22.41	.703	12.82	32.07	44.89	21.60	19.01	0.16	7.60	13.40	4.67	98.5
G.S.	82	41.59	87.04	.478	10.77	27.04	.398	16.01	20.84	.768	10.40	34.32	44.72	27.41	19.85	0.10	9.29	14.45	6.05	110.0
Hou.	82	36.98	83.32	.444	11.38	32.68	.348	18.60	26.01	.715	11.68	32.00	43.68	22.20	21.99	0.12	9.48	16.66	4.96	103.9
Ind.	82	36.56	83.22	.439	7.46	21.22	.352	16.74	22.16	.756	10.44	34.41	44.85	21.43	21.24	0.05	6.16	13.99	4.57	97.3
LA-C	82	39.37	83.29	.473	10.09	26.85	.376	17.90	25.21	.710	9.56	33.06	42.62	24.77	21.33	0.12	7.80	12.34	4.99	106.7
LA-L	82	37.24	85.61	.435	6.49	18.85	.344	17.48	23.60	.741	11.61	32.28	43.89	20.91	21.23	0.24	7.05	13.24	4.46	98.5
Mem.	82	37.77	82.48	.458	5.16	15.20	.339	17.62	22.79	.773	10.44	32.12	42.56	21.67	19.11	0.10	8.54	13.34	4.23	98.3
Miami	82	35.18	77.20	.456	6.78	20.23	.335	17.54	23.66	.741	9.11	30.01	39.12	19.83	19.95	0.10	7.83	14.80	4.54	94.7
Milw.	82	37.60	81.98	.459	6.65	18.29	.363	16.00	21.15	.757	10.68	31.39	42.07	23.56	22.12	0.09	9.62	16.74	4.91	97.8
Minn.	82	36.41	83.17	.438	4.95	14.91	.332	19.98	25.73	.776	11.57	29.34	40.91	21.60	19.16	0.02	8.15	15.01	3.99	97.8
N.O.	82	37.90	82.87	.457	7.15	19.30	.370	16.40	21.83	.751	11.49	31.96	43.45	22.02	18.66	0.07	6.74	13.26	6.22	99.4
N.Y.	82	35.15	82.02	.428	6.83	19.68	.347	14.77	19.21	.769	10.57	29.79	40.37	21.29	21.56	0.17	7.01	14.71	4.66	91.9
OKC.	82	38.83	86.82	.447	7.71	22.73	.339	18.59	24.63	.754	12.83	34.68	47.51	20.50	22.30	0.17	7.29	14.70	5.54	104.0
Orl.	82	37.51	82.83	.453	6.76	19.49	.347	13.91	19.09	.729	10.02	31.79	41.82	20.63	20.90	0.11	7.89	14.89	3.83	95.7
Phil.	82	33.72	82.65	.408	8.44	26.34	.320	16.10	23.82	.676	11.93	30.93	42.85	20.52	21.68	0.12	9.62	17.72	5.94	92.0
Phoe.	82	38.76	85.83	.452	8.51	24.98	.341	16.38	21.55	.760	10.93	32.23	43.16	20.23	21.27	0.18	8.54	15.10	4.70	102.4
Port.	82	38.72	85.96	.450	9.84	27.21	.362	15.51	19.38	.801	10.72	35.13	45.85	21.94	18.22	0.06	6.40	13.62	4.54	102.8
Sac.	82	36.71	80.70	.455	5.62	16.46	.341	22.30	29.27	.762	10.91	33.27	44.18	20.33	20.68	0.23	6.71	16.26	3.95	101.3
S.A.	82	39.12	83.59	.468	8.26	22.52	.367	16.68	21.39	.780	9.83	33.80	43.63	24.39	19.07	0.04	8.01	13.98	5.41	103.2
Tor.	82	37.90	83.28	.455	8.85	25.12	.352	19.33	24.56	.787	10.74	30.80	41.55	20.74	20.88	0.11	7.50	12.89	4.35	104.0
Utah	82	35.37	79.17	.447	7.44	21.72	.343	16.96	23.52	.721	12.05	31.91	43.96	19.90	19.30	0.06	7.60	15.32	5.96	95.1
Wash.	82	38.28	82.80	.462	6.06	16.84	.360	15.91	21.44	.742	10.51	34.16	44.67	24.01	20.82	0.07	7.33	15.04	4.61	98.5

OPPONENTS' STATISTICS (PER GAME) / INCLUDES GAMES OF WEDNESDAY, APRIL 15, 2015

TEAM	G	FIELD GOALS			3-PT. F.G.'S			FREE THROWS			--- REBOUNDS ---			----- MISCELLANEOUS -----						
		MADE	ATT	PCT	MADE	ATT	PCT	MADE	ATT	PCT	OFF	DEF	TOT	AST	PF	DQ	STL	TO	BLK	PTS
Atl.	82	36.48	83.11	.439	8.78	25.76	.341	15.39	20.13	.764	11.56	32.09	43.65	23.55	19.65	0.20	7.37	16.06	4.93	97.1
Bos.	82	38.11	84.67	.450	7.40	22.00	.336	17.59	23.28	.755	10.89	33.80	44.70	21.93	18.84	0.12	7.11	15.11	5.26	101.2
Bkn.	82	38.41	84.30	.456	8.49	23.71	.358	15.59	21.32	.731	11.43	32.91	44.34	23.71	20.01	0.11	7.84	13.87	4.54	100.9
Cha.	82	36.83	83.70	.440	7.91	22.15	.357	15.76	20.40	.772	8.88	35.24	44.12	22.13	20.83	0.05	6.12	12.60	5.37	97.3
Chi.	82	37.74	86.70	.435	6.56	19.57	.335	15.74	21.01	.749	11.74	31.68	43.43	20.21	21.17	0.21	7.49	12.20	5.40	97.8
Clev.	82	38.06	83.54	.456	7.73	22.54	.343	14.80	19.87	.745	10.79	30.33	41.12	24.07	20.55	0.11	7.83	13.32	4.49	98.7
Dall.	82	38.01	84.51	.450	9.04	24.80	.364	17.26	22.91	.753	12.27	33.88	46.15	22.32	22.15	0.16	7.34	16.33	3.83	102.3
Den.	82	38.59	84.26	.458	7.70	22.23	.346	20.15	26.93	.748	10.96	34.12	45.09	23.10	20.71	0.10	7.45	14.35	6.15	105.0
Det.	82	37.88	83.13	.456	7.74	21.82	.355	16.00	20.72	.772	10.70	33.41	44.11	23.77	19.32	0.06	6.98	13.98	4.77	99.5
G.S.	82	36.96	86.39	.428	7.22	21.43	.337	18.71	24.52	.763	11.74	32.80	44.55	20.95	18.79	0.06	8.29	16.21	3.57	99.9
Hou.	82	37.71	85.16	.443	7.38	22.94	.322	17.70	23.56	.751	11.87	31.96	43.83	21.37	21.10	0.12	8.85	16.37	5.33	100.5
Ind.	82	35.96	82.73	.435	7.21	20.89	.345	17.91	23.79	.753	9.76	32.98	42.73	19.91	21.39	0.13	7.52	12.74	4.71	97.0
LA-C	82	36.39	82.26	.442	8.33	23.89	.349	19.02	25.67	.741	10.59	32.30	42.89	23.22	21.54	0.09	6.68	14.28	2.99	100.1
LA-L	82	38.78	83.13	.466	8.50	23.43	.363	19.23	25.83	.745	10.05	34.11	44.16	23.98	19.38	0.06	7.45	13.02	4.83	105.3
Mem.	82	36.02	81.51	.442	8.09	23.04	.351	14.94	20.13	.742	10.54	31.90	42.44	20.15	20.27	0.16	7.37	15.33	5.17	95.1
Miami	82	36.10	79.55	.454	8.12	23.01	.353	16.96	23.23	.730	10.90	30.09	40.99	21.32	20.91	0.09	7.88	14.82	4.38	97.3
Milw.	82	35.57	81.48	.437	8.24	24.07	.342	18.02	24.30	.742	11.44	31.41	42.85	22.33	20.11	0.11	8.63	17.38	4.78	97.4
Minn.	82	41.13	84.55	.487	8.50	23.13	.367	15.78	20.78	.759	11.62	31.94	43.56	23.57	21.35	0.15	8.37	15.16	5.48	106.5
N.O.	82	37.90	83.10	.456	6.55	19.57	.335	16.21	21.35	.759	10.61	30.94	41.55	20.73	18.70	0.05	6.77	12.23	5.79	98.6
N.Y.	82	36.96	80.39	.460	8.46	22.26	.380	18.82	24.78	.759	10.95	32.55	43.50	21.74	19.07	0.07	8.04	14.06	4.30	101.2
OKC.	82	37.62	85.46	.440	8.30	24.20	.343	18.22	24.45	.745	11.18	31.55	42.73	22.13	20.43	0.15	7.83	13.63	4.60	101.8
Orl.	82	37.95	81.95	.463	8.32	22.60	.368	17.20	22.90	.751	10.06	33.40	43.46	23.43	17.89	0.05	7.74	14.45	5.38	101.4
Phil.	82	37.13	82.74	.449	8.02	22.91	.350	18.66	24.67	.756	11.46	34.79	46.26	23.68	20.21	0.05	9.50	16.76	5.54	101.0
Phoe.	82	38.40	85.02	.452	7.72	21.93	.352	18.78	24.76	.759	11.60	33.73	45.33	21.15	20.29	0.10	7.94	15.56	4.11	103.3
Port.	82	38.17	86.87	.439	6.39	18.93	.338	15.83	20.89	.758	11.00	33.59	44.59	20.35	18.71	0.07	7.99	12.18	3.62	98.6
Sac.	82	39.49	86.51	.456	8.76	25.06	.349	17.32	23.15	.748	10.95	30.23	41.18	23.32	23.88	0.17	8.68	12.91	6.20	105.0
S.A.	82	37.12	83.67	.444	6.80	18.90	.360	15.94	21.39	.745	9.91	32.23	42.15	20.72	19.67	0.07	7.90	14.23	4.41	97.0
Tor.	82	38.00	82.77	.459	7.72	22.29	.346	17.20	23.45	.733	11.24	31.21	42.45	22.80	20.34	0.09	6.91	14.41	5.04	100.9
Utah	82	35.79	80.33	.446	7.37	20.37	.362	15.96	21.46	.744	9.89	29.34	39.23	19.44	19.56	0.09	8.22	13.12	4.66	94.9
Wash.	82	36.16	83.46	.433	8.01	22.99	.349	17.49	23.68	.738	10.01	31.70	41.71	19.93	19.63	0.06	7.99	13.96	4.27	97.8
ONE TEAM		37.52	83.57	.449	7.85	22.41	.350	17.14	22.84	.750	10.89	32.41	43.29	22.03	20.21	0.10	7.74	14.35	4.80	100.0
BOTH TEAMS		75.03	167.13	.449	15.69	44.83	.350	34.28	45.69	.750	21.77	64.82	86.59	44.07	40.43	0.21	15.47	28.71	9.59	200.0

TEAMS' STATISTICS, RANK WITHIN LEAGUE

	ATL	BOS	BKN	CHA	CHI	CLE	DAL	DEN	DET	GS	HOU	IND	LAC	LAL	MEM	MIA	MIL	MIN	NO	NY	OKC	ORL	PHI	PHO	POR	SAC	SA	TOR	UTA	WAS
Points/game	10	13	21	28	15	8	3	12	18	1	6	24	2	19	20	27	22	23	16	30	5	25	29	11	9	14	7	<u>4</u>	26	17
FG pct.	4	21	16	29	22	8	5	26	27	1	20	23	2	25	9	11	7	24	10	28	18	14	30	15	17	13	3	<u>12</u>	19	6
FT pct.	5	14	20	19	3	18	16	24	29	9	27	13	28	23	7	22	12	6	17	8	15	25	30	11	1	10	4	<u>2</u>	26	21
3-pt FG pct.	2	27	26	30	10	5	13	28	18	1	14	12	3	17	22	24	7	25	4	15	23	16	29	21	8	20	6	<u>11</u>	19	9
Off. Reb./gm	30	12	24	26	6	11	20	3	2	23	7	21t	28	8	21t	29	17	9	10	18	1	25	5	13	16	14	27	<u>15</u>	4	19
Def. Reb./gm	22	11	17	6	7	21	23	12	16	4	18	3	10	13	15	28	25	30	19	29	2	24	26	14	1	9	8	<u>27</u>	20	5
Rebounds/game	28	13	22	10	3	18	23	7	4	6	14	5	20	12	21	30	24	27	16	29	1	25	19	17	2	9	15	<u>26</u>	11	8
Assists/game	2	4	20	28	14	10	8	13	16t	1	9	18	3	21	15	30	7	16t	11	19	25	23	24	27	12	26	5	<u>22</u>	29	6
Steals/game	5	8	23	30	28	19	10	14	16t	4	3	29	15	22	6t	13	1t	9	25	24	21	12	1t	6t	27	26	11	<u>18</u>	16t	20
Turnovers/gm	16	10t	10t	1	12	17	4	15	8	18	28	14	2	5	7	21	29	23	6	20	19	22	30	25	9	27	13	<u>3</u>	26	24
Blocks/gm	15	30	25t	7	5	25t	20	21	13	2	10	17	9	22	24	18t	11	27	1	14	6	29	4	12	18t	28	8	<u>23</u>	3	16
Pers.Fouls/gm	1	20	11	2t	4	5	15	30	7	13	27	22	24	21	9	14	28	10	6	25	29	19	26	23	2t	16	8	<u>18</u>	12	17
DQ/game	1t	10t	1t	5t	13t	5t	13t	28	24	16t	21t	5t	21t	30	16t	16t	13t	1t	10t	25t	25t	19t	21t	27	8t	29	4	<u>19t</u>	8t	10t

OPPONENTS' STATISTICS, RANK WITHIN LEAGUE

	ATL	BOS	BKN	CHA	CHI	CLE	DAL	DEN	DET	GS	HOU	IND	LAC	LAL	MEM	MIA	MIL	MIN	NO	NY	OKC	ORL	PHI	PHO	POR	SAC	SA	TOR	UTA	WAS
Points/game	5	21t	18	7	9	13	25	27	14	15	17	4	16	29	2	6	8	30	11t	21t	24	23	20	26	11t	28	3	<u>19</u>	1	10
FG pct.	6	17	22	8	4	20	16	25	21	1	12	3	11	29	10	19	5	30	23	27	9	28	15	18	7	24	13	<u>26</u>	14	2
FT pct.	28	20	2	30	15	12	19	14	29	27	17	18	5	9	7	1	6	26	24	25	10	16	21	23	22	13	11	<u>3</u>	8	4
3-pt FG pct.	7	4	23	22	3	9	27	12	21	5	1	11	15	26	18	20	8	28	2	30	10	29	17	19	6	16	24	<u>13</u>	25	14
Off. Reb./gm	24	13	21	1	27t	12	30	17	11	27t	29	2	9	6	8	14	22	26	10	15t	19	7	23	25	18	15t	4	<u>20</u>	3	5
Def. Reb./gm	14	25	19	30	9	4	26	28	22	18	13	20	16	27	11	2	7	12	5	17	8	21	29	24	23	3	15	<u>6</u>	1	10
Rebounds/game	18	26	23	21	14	3	29	27	20	24	19	10t	13	22	8	2	12	17	5	16	10t	15	30	28	25	4	7	<u>9</u>	1	6
Assists/game	24	14	27	15t	5	30	17	20	28	9	12	2	21	29	4	11	18	25	8	13	15t	23	26	10	6	22	7	<u>19</u>	1	3
Steals/game	8t	6	17	1	12	15t	7	10t	5	25	29	13	2	10t	8t	18	27	26	3	23	15t	14	30	20	21t	28	19	<u>4</u>	24	21t
Turnovers/gm	6	10	20	27	29	22	4	14	18	5	3	26	15	24	8	11	1	9	28	17	21	12	2	7	30	25	16	<u>13</u>	23	19
Blocks/gm	18	21	11	23	25	10	4	29	15	2	22	14	1	17	20	8	16	26	28	7	12	24	27	5	3	30	9	<u>19</u>	13	6
Pers.Fouls/gm	20	26	18	9	6	11	2	10	24	27	7	4	3	23	15	8	17	5	29	25	12	30	16	14	28	1	19	<u>13</u>	22	21
DQ/game	2	9t	11t	27t	1	11t	4t	14t	23t	23t	9t	8	16t	23t	4t	16t	11t	6t	27t	20t	6t	27t	27t	14t	20t	3	20t	<u>16t</u>	16t	23t

COMBINATION TEAM/OPPONENT STATISTICS, RANK WITHIN LEAGUE

Pts/game/diff.	4	18	22	23	10	5	11	24	20	1	7	16	2	27	8	21	15	28	13	30	12	26	29	19	6	25	3	<u>9</u>	17	14
Off. Reb. Pct.	30	16	23	29	5	6	24	9	3	21	7	22	28	13	17	26	14	8	4	18	2	27	12	19	20	10	25	<u>11</u>	1	15
Def. Reb. Pct.	22	14	20	1	19	16	29	17	15	18	28	2	9	6	11	23	24	30	13	26	10	8	27	21	7	12	4	<u>25</u>	5	3
Total Reb. Pct.	30	16	27	10	11	9	29	12	3	22	17	6	21	8	15	28	20	24	5	26	2	18	23	25	14	7	13	<u>19</u>	1	4

INCLUDES GAMES OF WEDNESDAY, APRIL 15, 2015

TEAM	POINTS PER GAME		FIELD GOAL PERCENTAGE		TURNOVERS PER GAME		REBOUND PERCENTAGES			BELOW 100 PTS.		OVERTIME GAMES		DECIDED 3 PTS. OR LESS		DECIDED 10 PTS. OR MORE	
	OWN	OPP.	OWN	OPP.	OWN	OPP.	OFF.	DEF.	TOT.	OWN	OPP.	W	L	W	L	W	L
Atlanta	102.5	97.1	.466	.439	14.2	16.1	.214	.734	.474	33	49	0	1	6	4	30	10
Boston	101.4	101.2	.443	.450	13.8	15.1	.247	.750	.499	33	36	2	5	8	6	17	14
Brooklyn	98.0	100.9	.451	.456	13.8	13.9	.239	.737	.488	46	43	2	4	10	2	15	23
Charlotte	94.2	97.3	.420	.440	11.9*	12.6	.221	.793*	.507	50	45	3	3	6	8	13	22
Chicago	100.8	97.8	.442	.435	14.0	12.2	.270	.744	.507	37	46	3	3	7	2	20	16
Cleveland	103.1	98.7	.458	.456	14.3	13.3	.268	.747	.508	35	46	3	1	6	4	30	14
Dallas	105.2	102.3	.463	.450	13.0	16.3	.236	.722	.479	27	30	6	0	5	4	22	18
Denver	101.5	105.0	.433	.458	14.2	14.4	.266	.747	.506	33	26	2	4	4	4	17	28
Detroit	98.5	99.5	.432	.456	13.4	14.0	.277	.750	.514	44	42	2	3	7	6	19	25
Golden State	110.0*	99.9	.478*	.428*	14.5	16.2	.241	.745	.493	14	40	1	1	5	3	45	9
Houston	103.9	100.5	.444	.443	16.7	16.4	.268	.729	.499	26	39	5	0	8	4	31	14
Indiana	97.3	97.0	.439	.435	14.0	12.7	.240	.779	.510	47	47	3	3	4	12	19	20
L.A. Clippers	106.7	100.1	.473	.442	12.3	14.3	.228	.757	.493	22	38	1	1	3	5	33	9
L.A. Lakers	98.5	105.3	.435	.466	13.2	13.0	.254	.763	.508	41	27	6	3	6	6	5	30
Memphis	98.3	95.1	.458	.442	13.3	15.3	.247	.753	.500	46	53	4	1	9	3	26	13
Miami	94.7	97.3	.456	.454	14.8	14.8	.232	.734	.483	50	48	2	0	4	10	15	28
Milwaukee	97.8	97.4	.459	.437	16.7	17.4*	.254	.733	.493	48	43	3	3	5	9	17	16
Minnesota	97.8	106.5	.438	.487	15.0	15.2	.266	.716	.491	48	17	2	3	6	6	4	40
New Orleans	99.4	98.6	.457	.456	13.3	12.2	.271	.751	.511	38	45	0	3	10	4	19	14
New York	91.9	101.2	.428	.460	14.7	14.1	.245	.731	.488	66	36	2	4	2	7	3	39
Oklahoma City	104.0	101.8	.447	.440	14.7	13.6	.289	.756	.523	29	36	3	3	4	8	26	14
Orlando	95.7	101.4	.453	.463	14.9	14.5	.231	.760	.495	56	38	2	1	6	8	4	27
Philadelphia	92.0	101.0	.408	.449	17.7	16.8	.255	.730	.492	66	36	1	4	3	7	5	41
Phoenix	102.4	103.3	.452	.452	15.1	15.6	.245	.735	.490	32	30	2	4	4	12	14	19
Portland	102.8	98.6	.450	.439	13.6	12.2	.242	.762	.502	32	48	4	1	5	1	30	11
Sacramento	101.3	105.0	.455	.456	16.3	12.9	.265	.752	.509	34	24	3	3	6	4	12	28
San Antonio	103.2	97.0	.468	.444	14.0	14.2	.234	.773	.503	33	49	1	6	6	7	34	7
Toronto	104.0	100.9	.455	.459	12.9	14.4	.256	.733	.494	29	36	4	3	6	5	29	11
Utah	95.1	94.9*	.447	.446	15.3	13.1	.291*	.763	.527*	53	51	0	1	5	10	18	19
Washington	98.5	97.8	.462	.433	15.0	14.0	.249	.773	.511	45	49	4	4	9	4	21	14

COMPOSITE; 2460 games 100.0 .449 14.4 .251 .749 1193 1193 76 175 593

* - League Leader

REBOUND PERCENTAGES



INCLUDES GAMES OF WEDNESDAY, APRIL 15, 2015

Assists Per Turnover

Name	AST	TO	RATIO
L.A. Clippers	2031	1012	2.01
Golden State	2248	1185	1.90
Atlanta	2111	1167	1.81
Boston	2009	1133	1.77
San Antonio	2000	1146	1.75
Dallas	1846	1062	1.74
Charlotte	1654	976	1.69
New Orleans	1806	1087	1.66
Memphis	1777	1094	1.62
Detroit	1771	1099	1.61
Portland	1799	1117	1.61
Toronto (T-10)	1701	1057	1.61
Washington	1969	1233	1.60
L.A. Lakers	1715	1086	1.58
Chicago	1781	1145	1.56
Cleveland	1814	1171	1.55
Denver	1788	1166	1.53
Indiana	1757	1147	1.53
Brooklyn	1716	1133	1.51
New York	1746	1206	1.45
Minnesota	1771	1231	1.44
Milwaukee	1932	1373	1.41
Oklahoma City	1681	1205	1.40
Orlando	1692	1221	1.39
Phoenix	1659	1238	1.34
Miami	1626	1214	1.34
Houston	1820	1366	1.33
Utah	1632	1256	1.30
Sacramento	1667	1333	1.25
Philadelphia	1683	1453	1.16

Steals Per Turnover

Name	STL	TO	RATIO
Golden State	762	1185	0.64
Memphis	700	1094	0.64
Atlanta	744	1167	0.64
L.A. Clippers	640	1012	0.63
Dallas	663	1062	0.62
Boston	674	1133	0.59
Toronto (7)	615	1057	0.58
Milwaukee	789	1373	0.57
San Antonio	657	1146	0.57
Houston	777	1366	0.57
Detroit	623	1099	0.57
Phoenix	700	1238	0.57
Denver	641	1166	0.55
Philadelphia	789	1453	0.54
Minnesota	668	1231	0.54
L.A. Lakers	578	1086	0.53
Orlando	647	1221	0.53
Miami	642	1214	0.53
Cleveland	603	1171	0.51
Charlotte	499	976	0.51
New Orleans	553	1087	0.51
Brooklyn	576	1133	0.51
Oklahoma City	598	1205	0.50
Utah	623	1256	0.50
Washington	601	1233	0.49
New York	575	1206	0.48
Portland	525	1117	0.47
Chicago	514	1145	0.45
Indiana	505	1147	0.44
Sacramento	550	1333	0.41

INCLUDES GAMES OF WEDNESDAY, APRIL 15, 2015

Assists Per Turnover

Name	AST	TO	RATIO
Paul, LA-C	838	190	4.41
Lawson, Den.	720	185	3.89
Barea, Dal.	263	70	3.76
Dellavedova, Cle.	204	61	3.34
G. Hill, Ind.	220	69	3.19
Walker, Cha.	318	100	3.18
Jennings, Det.	272	90	3.02
Holiday, N.O.	274	91	3.01
Williams, Bkn.	448	154	2.91
Harris, Dal.	237	85	2.79
Blake, Por.	288	104	2.77
Lowry, Tor. (T-12)	473	173	2.73
A. Miller, Was.-Sac.	284	104	2.73
Larkin, N.Y.	226	83	2.72
Burke, Utah	328	124	2.65
Payton, Orl.	533	203	2.63
Wall, Was.	792	304	2.61
Iguodala, G.S.	228	88	2.59
Batum, Por.	341	132	2.58
Cole, Mia.-N.O.	255	99	2.58

Steals Per Turnover

Name	STL	TO	RATIO
Leonard, S.A.	148	97	1.53
Allen, Mem.	129	86	1.50
Carroll, Atl.	94	75	1.25
Butler, Chi.	114	93	1.23
Larkin, N.Y.	93	83	1.12
Tucker, Pho.	107	96	1.11
Smart, Bos.	99	90	1.10
D. Green, S.A.	101	93	1.09
Middleton, Mil.	122	113	1.08
Ariza, Hou.	152	141	1.08
Young, Min.-Bkn.	124	117	1.06
Davis, N.O.	100	95	1.05
Iguodala, G.S.	89	88	1.01
Caldwell-Pope, Det.	93	94	0.99
Green, G.S.	123	133	0.92
Harris, Dal.	78	85	0.92
Noel, Phi.	133	146	0.91
Walker, Cha.	89	100	0.89
Williams, Tor. (T-19)	88	101	0.87
Brewer, Min.-Hou.	114	131	0.87



INCLUDES GAMES OF WEDNESDAY, APRIL 15, 2015

SINGLE-GAME HIGHS / PLAYERS

Minutes -- 55, Middleton, MIL at BKN, 3/20 (3 OT)
 Minutes -- 48, (7 times, most recently) Brown, LAL vs. SAC, 4/15
 Field Goals -- 21, Westbrook, OKC at IND, 4/12
 FG Attempts -- 43, Westbrook, OKC at IND, 4/12
 3-Pt. Field Goals -- 11, Thompson, GS vs. SAC, 1/23
 3-Pt. Field Goals -- 11, Irving, CLE vs. POR, 1/28
 3-Pt. FG Attempts -- 19, Irving, CLE vs. POR, 1/28
 Free Throws -- 22, Harden, HOU vs. DEN, 3/19
 FT Attempts -- 28, Jordan, LAC vs. SA, 2/19
 Off. Rebounds -- 18, Pachulia, MIL at BKN, 3/20 (3 OT)
 Off. Rebounds -- 15, Drummond, DET at GS, 3/11
 Def. Rebounds -- 20, Jordan, LAC at CHI, 3/1
 Def. Rebounds -- 20, Cousins, SAC vs. NO, 4/3
 Rebounds -- 27, Jordan, LAC at DAL, 2/9
 Assists -- 21, Jennings, DET vs. ORL, 1/21
 Steals -- 8, Chalmers, MIA at NY, 2/20
 Turnovers -- 11, Rose, CHI at GS, 1/27 (OT)
 Turnovers -- 10, (5 times, most recently) Covington, PHI vs. MIL, 4/13
 Blocks -- 12, Whiteside, MIA at CHI, 1/25
 Points -- 57, Irving, CLE at SA, 3/12 (OT)
 Points -- 55, Irving, CLE vs. POR, 1/28

INCLUDES GAMES OF WEDNESDAY, APRIL 15, 2015

SINGLE-GAME HIGHS AND LOWS / TEAMS

Field Goals -- 57, Dallas, at DEN, 4/10 (2 OT)
 Field Goals -- 56, New Orleans, vs. MIN, 11/14
 Field Goals -- 56, Dallas, at OKC, 4/1
 Fewest Field Goals -- 20, Oklahoma City, vs. HOU, 11/16
 FG Attempts -- 129, Milwaukee, at BKN, 3/20 (3 OT)
 FG Attempts -- 109, Boston, vs. GS, 3/1
 Fewest FG Attempts -- 62, Utah, at LAL, 3/19
 Field Goal Pct. -- .667, New Orleans, vs. MIN, 11/14
 Lowest Field Goal Pct. -- .287, Charlotte, at OKC, 12/26
 3-Pt. Field Goals -- 20, Atlanta, vs. SAC, 3/9
 3-Pt. Field Goals -- 20, Houston, vs. MIN, 3/27
 3-Pt. FG Attempts -- 46, Houston, vs. DAL, 11/22
 3-Pt. FG Pct. -- .750, New Orleans, vs. MIN, 11/14
 Free Throws -- 44, Oklahoma City, vs. PHO, 12/31 (OT)
 Free Throws -- 43, Chicago, vs. TOR, 12/22
 Fewest Free Throws -- 1, Oklahoma City, vs. DET, 11/14 (OT)
 FT Attempts -- 54, Dallas, vs. GS, 4/4
Fewest FT Attempts -- 4, Toronto, vs. CHA, 4/15
 Free Throw Pct. -- 1.000, (20 times, most recently) Portland, at LAL, 4/3
 Lowest Free Throw Pct. -- .273, Oklahoma City, vs. MEM, 11/7
 Off. Rebounds -- 38, Milwaukee, at BKN, 3/20 (3 OT)
 Off. Rebounds -- 26, New Orleans, vs. ORL, 10/28
 Fewest Off. Rebounds -- 1, Golden State, vs. SA, 11/11
 Fewest Off. Rebounds -- 1, San Antonio, at NO, 12/26
 Def. Rebounds -- 55, Washington, vs. CHA, 3/27 (2 OT)
 Def. Rebounds -- 49, Oklahoma City, vs. PHO, 12/14
 Fewest Def. Rebounds -- 17, (4 times, most recently) Philadelphia, at NY, 4/5
 Rebounds -- 81, Milwaukee, at BKN, 3/20 (3 OT)
 Rebounds -- 65, Phoenix, at DEN, 2/25
 Fewest Rebounds -- 20, Miami, at MIL, 12/5
 Assists -- 42, Atlanta, vs. SAC, 3/9
 Fewest Assists -- 6, Cleveland, at UTA, 11/5
 Personal Fouls -- 37, (3 times, most recently) Golden State, at DAL, 4/4
 Fewest Personal Fouls -- 7, Chicago, at NO, 2/7
 Steals -- 20, Boston, vs. CLE, 4/12
 Turnovers -- 31, Utah, at HOU, 1/10
 Fewest Turnovers -- 3, Boston, vs. UTA, 3/4
 Blocks -- 18, Chicago, vs. DEN, 1/1
 Points -- 144, Dallas, at DEN, 4/10 (2 OT)
 Points -- 140, Dallas, vs. LAL, 11/21
 Fewest Points -- 65, Oklahoma City, vs. HOU, 11/16



INCLUDES GAMES OF WEDNESDAY, APRIL 15, 2015

TEAM	POINTS PER GAME		FIELD GOAL PERCENTAGE		TURNOVERS PER GAME		REBOUND PERCENTAGES			BELOW 100 PTS.		OVERTIME GAMES		DECIDED 3 PTS. OR LESS		DECIDED 10 PTS. OR MORE	
	OWN	OPP.	OWN	OPP.	OWN	OPP.	OFF.	DEF.	TOT.	OWN	OPP.	W	L	W	L	W	L
Atlanta	102.5	97.1	.466	.439	14.2	16.1	.214	.734	.474	33	49	0	1	6	4	30	10
Boston	101.4	101.2	.443	.450	13.8	15.1	.247	.750	.499	33	36	2	5	8	6	17	14
Brooklyn	98.0	100.9	.451	.456	13.8	13.9	.239	.737	.488	46	43	2	4	10	2	15	23
Charlotte	94.2	97.3	.420	.440	11.9*	12.6	.221	.793*	.507	50	45	3	3	6	8	13	22
Chicago	100.8	97.8	.442	.435	14.0	12.2	.270	.744	.507	37	46	3	3	7	2	20	16
Cleveland	103.1	98.7	.458	.456	14.3	13.3	.268	.747	.508	35	46	3	1	6	4	30	14
Dallas	105.2	102.3	.463	.450	13.0	16.3	.236	.722	.479	27	30	6	0	5	4	22	18
Denver	101.5	105.0	.433	.458	14.2	14.4	.266	.747	.506	33	26	2	4	4	4	17	28
Detroit	98.5	99.5	.432	.456	13.4	14.0	.277	.750	.514	44	42	2	3	7	6	19	25
Golden State	110.0*	99.9	.478*	.428*	14.5	16.2	.241	.745	.493	14	40	1	1	5	3	45	9
Houston	103.9	100.5	.444	.443	16.7	16.4	.268	.729	.499	26	39	5	0	8	4	31	14
Indiana	97.3	97.0	.439	.435	14.0	12.7	.240	.779	.510	47	47	3	3	4	12	19	20
L.A. Clippers	106.7	100.1	.473	.442	12.3	14.3	.228	.757	.493	22	38	1	1	3	5	33	9
L.A. Lakers	98.5	105.3	.435	.466	13.2	13.0	.254	.763	.508	41	27	6	3	6	6	5	30
Memphis	98.3	95.1	.458	.442	13.3	15.3	.247	.753	.500	46	53	4	1	9	3	26	13
Miami	94.7	97.3	.456	.454	14.8	14.8	.232	.734	.483	50	48	2	0	4	10	15	28
Milwaukee	97.8	97.4	.459	.437	16.7	17.4*	.254	.733	.493	48	43	3	3	5	9	17	16
Minnesota	97.8	106.5	.438	.487	15.0	15.2	.266	.716	.491	48	17	2	3	6	6	4	40
New Orleans	99.4	98.6	.457	.456	13.3	12.2	.271	.751	.511	38	45	0	3	10	4	19	14
New York	91.9	101.2	.428	.460	14.7	14.1	.245	.731	.488	66	36	2	4	2	7	3	39
Oklahoma City	104.0	101.8	.447	.440	14.7	13.6	.289	.756	.523	29	36	3	3	4	8	26	14
Orlando	95.7	101.4	.453	.463	14.9	14.5	.231	.760	.495	56	38	2	1	6	8	4	27
Philadelphia	92.0	101.0	.408	.449	17.7	16.8	.255	.730	.492	66	36	1	4	3	7	5	41
Phoenix	102.4	103.3	.452	.452	15.1	15.6	.245	.735	.490	32	30	2	4	4	12	14	19
Portland	102.8	98.6	.450	.439	13.6	12.2	.242	.762	.502	32	48	4	1	5	1	30	11
Sacramento	101.3	105.0	.455	.456	16.3	12.9	.265	.752	.509	34	24	3	3	6	4	12	28
San Antonio	103.2	97.0	.468	.444	14.0	14.2	.234	.773	.503	33	49	1	6	6	7	34	7
Toronto	104.0	100.9	.455	.459	12.9	14.4	.256	.733	.494	29	36	4	3	6	5	29	11
Utah	95.1	94.9*	.447	.446	15.3	13.1	.291*	.763	.527*	53	51	0	1	5	10	18	19
Washington	98.5	97.8	.462	.433	15.0	14.0	.249	.773	.511	45	49	4	4	9	4	21	14

COMPOSITE; 2460 games 100.0 .449 14.4 .251 .749 1193 1193 76 175 593

* - League Leader

REBOUND PERCENTAGES

OFF. - Percentage of a given team's missed shots which that team rebounds.

DEF. - Percentage of opponents' missed shots which a given team rebounds.

TOT. - Average of offensive and defensive rebound percentages.

INCLUDES GAMES OF WEDNESDAY, APRIL 15, 2015

TEAM	HOME ATTENDANCE			ROAD ATTENDANCE		
	G	ATT	AVG	G	ATT	AVG
Atlanta Hawks	41	713,909	17,412	41	720,873	17,582
Boston Celtics	41	721,350	17,594	41	727,404	17,742
Brooklyn Nets	41	698,529	17,037	41	739,614	18,039
Charlotte Hornets	41	704,886	17,192	41	723,833	17,654
Chicago Bulls	41	896,525	21,866	41	754,592	18,405
Cleveland Cavaliers	41	843,042	20,562	41	723,792	17,653
Denver Nuggets	41	602,707	14,700	41	714,593	17,429
Detroit Pistons	41	625,917	15,266	41	732,519	17,866
Golden State Warriors	41	803,436	19,596	41	750,793	18,312
Houston Rockets	41	747,412	18,230	41	736,761	17,970
Indiana Pacers	41	691,434	16,864	41	733,593	17,893
Los Angeles Clippers	41	785,892	19,168	41	741,245	18,079
Los Angeles Lakers	41	768,244	18,738	41	732,881	17,875
Memphis Grizzlies	41	710,502	17,329	41	738,717	18,017
Miami Heat	41	808,223	19,713	41	725,609	17,698
Milwaukee Bucks	41	611,226	14,908	41	725,841	17,703
Minnesota Timberwolves	41	595,652	14,528	41	738,032	18,001
New Orleans Pelicans	41	683,757	16,677	41	723,265	17,641
New York Knickerbockers	41	812,292	19,812	41	715,966	17,463
Oklahoma City Thunder	41	746,323	18,203	41	736,220	17,957
Orlando Magic	41	688,194	16,785	41	721,024	17,586
Philadelphia 76ers	41	571,342	13,935	41	724,272	17,665
Phoenix Suns	41	693,862	16,923	41	721,033	17,586
Portland Trail Blazers	41	801,377	19,546	41	723,952	17,657
Sacramento Kings	41	680,049	16,587	41	718,130	17,515
San Antonio Spurs	41	762,855	18,606	41	736,866	17,972
Toronto Raptors	41	809,824	19,752 (5)	41	718,430	17,523
Utah Jazz	41	772,059	18,831	41	702,545	17,135
Washington Wizards	41	747,796	18,239	41	748,386	18,253
National Basketball Association	1230	21,926,318	17,826	1230	21,926,318	17,826
TOTALS	1230	21,926,318	17,826	1230	21,926,318	17,826



SECTION 5

PRESEASON OPPONENTS







CLEVELAND CAVALIERS

Central Division (53-29)

SERIES RECAP

Current Streak	Lost 3
Current Home Streak	Lost 2
Current Road Streak	Lost 1
Last Home Win	February 21, 2014 (98-91)
Last Home Loss	March 4, 2015 (120-112)
Last Road Win	November 22, 2014 (110-93)
Last Road Loss	December 9, 2014 (105-101)
Largest Margin of Victory	27, November 10, 2000
Largest Margin of Defeat	34, March 4, 1998
All-Time Record	34-42 (.447)

2014-15 RESULTS

DATE	RESULTS	SITE	RAPTORS HIGH	CAVALIERS HIGH
March 4	L 120-112	Toronto	Valanciunas 26	James 29
December 9	L 105-101	Cleveland	Ross/Valanciunas 18	James 35
December 5	L 105-91	Toronto	A. Johnson 27	James 24
November 22	W 110-93	Cleveland	Williams 36	Love 23

2014-15 STATISTICS VS. CLEVELAND

TORONTO (1-3)		FIELD GOALS			3-POINT FG			FREE THROWS			REBOUNDS												
PLAYER	G-GS	MIN	FG-FGA	PCT	FG-FGA	PCT	FT-FTA	PCT	OFF	DEF	TOT	AST	PF	STL	TO	BLK	PTS	AVG					
DeRozan	2-2	81	17-37	.459	2-4	.500	9-10	.900	0	6	6	3	5-0	2	5	0	45	22.5					
Lowry	3-3	116	18-50	.360	6-18	.333	19-22	.864	2	9	11	31	10-0	2	4	1	61	20.3					
Williams	4-0	99	20-42	.476	9-18	.500	24-24	1.000	4	6	10	13	10-0	3	6	0	73	18.3					
Valanciunas	4-4	114	25-36	.694	0-0	---	9-10	.900	10	23	33	1	13-0	0	5	6	59	14.8					
A. Johnson	4-4	117	19-38	.500	2-5	.400	7-10	.700	10	11	21	9	13-0	2	5	1	47	11.8					
J. Johnson	3-1	69	16-32	.500	2-6	.333	0-0	---	4	8	12	4	13-0	2	1	2	34	11.3					
Ross	4-3	102	16-36	.444	5-16	.313	1-1	1.000	2	11	13	2	5-0	2	7	1	38	9.5					
Patterson	4-0	96	8-22	.364	4-13	.308	3-4	.750	5	15	20	5	4-0	1	5	3	23	5.8					
Vasquez	4-2	98	7-28	.250	3-12	.250	3-4	.750	0	6	6	22	8-0	2	3	1	20	5.0					
Fields	1-1	23	2-2	1.000	0-0	---	0-0	---	0	1	1	2	2-0	2	1	0	4	4.0					
Hayes	3-0	32	3-3	1.000	0-0	---	2-4	.500	2	5	7	3	8-0	3	0	1	8	2.7					
Hansbrough	2-0	11	1-1	1.000	0-0	---	0-0	---	1	1	2	0	0-0	0	0	0	2	1.0					
Stiemsma	1-0	2	0-0	---	0-0	---	0-0	---	1	0	1	0	0-0	0	0	0	0	0.0					
RAPTORS	4	960	152-327	.465	33-92	.359	77-89	.865	41	102	143	95	91-0	21	43	16	414	103.5					
CAVALIERS	4	960	155-322	.481	36-98	.367	77-105	.733	47	113	160	106	82-0	22	54	16	423	105.8					

CAREER STATISTICS VS. CLEVELAND

PLAYER	G-GS	MIN	FG-FGA	PCT	3FG-FGA	PCT	FT-FTA	PCT	OFF	DEF	TOT	AST	PF	STL	TO	BLK	PTS	AVG
Bijombo	12-8	287	23-37	.622	0-0	---	15-23	.652	27	56	83	2	25-0	2	9	20	61	5.1
Carroll	10-7	229	35-73	.479	8-29	.276	9-11	.818	12	31	43	7	22-0	9	5	3	87	8.7
DeRozan	20-19	666	123-274	.449	8-26	.308	83-98	.847	12	59	71	54	46-0	13	30	5	337	16.9
J. Johnson	13-4	282	37-89	.416	4-15	.267	18-24	.750	13	39	52	23	37-0	10	14	13	96	7.4
Joseph	5-1	61	10-17	.588	1-1	1.000	6-9	.667	2	5	7	11	9-0	2	3	0	27	5.4
Lowry	18-11	518	62-185	.335	16-72	.222	66-83	.795	13	55	68	117	50-0	22	19	4	206	11.4
Patterson	9-0	203	22-53	.415	8-24	.333	3-4	.750	11	33	44	18	15-0	2	11	6	55	6.1
Ross	10-7	266	45-94	.479	22-52	.423	6-7	.857	3	21	24	7	15-0	8	15	2	118	11.8
Scola	19-10	466	90-182	.495	0-4	.000	22-27	.815	32	105	137	29	44-0	12	30	5	202	10.6
Valanciunas	10-10	254	44-73	.603	0-0	---	19-24	.792	21	51	72	5	27-0	2	10	14	107	10.7



GOLDEN STATE WARRIORS

Pacific Division (67-15)

SERIES RECAP

Current Streak	Lost 2
Current Home Streak	Lost 1
Current Road Streak	Lost 10
Last Home Win	March 2, 2014 (104-98)
Last Home Loss	February 27, 2015 (113-89)
Last Road Win	February 8, 2004 (84-81 OT)
Last Road Loss	January 2, 2015 (126-105)
Largest Margin of Victory	22, January 9, 2005
Largest Margin of Defeat	38, March 25, 2011
All-Time Record	15-22 (.405)

2014-15 RESULTS

DATE	RESULTS	SITE	RAPTORS HIGH	WARRIORS HIGH
February 27	L 113-89	Toronto	Ross 18	Thompson 25
January 2	L 126-105	Golden State	Vasquez 25	Curry 32

2014-15 STATISTICS VS. GOLDEN STATE

TORONTO (0-2)		FIELD GOALS			3-POINT FG			FREE THROWS			REBOUNDS												
PLAYER	G-GS	MIN	FG-FGA	PCT	FG-FGA	PCT	FT-FTA	PCT	OFF	DEF	TOT	AST	PF	STL	TO	BLK	PTS	AVG					
Williams	2-0	59	8-21	.381	2-9	.222	14-15	.933	0	7	7	5	5-0	1	5	1	32	16.0					
Ross	2-1	53	11-24	.458	5-14	.357	3-4	.750	0	2	2	2	4-0	3	4	0	30	15.0					
DeRozan	1-1	26	4-16	.250	0-1	.000	6-6	1.000	1	2	3	0	2-0	0	3	0	14	14.0					
Vasquez	2-0	59	11-25	.440	5-11	.455	0-1	.000	0	9	9	11	4-0	2	4	0	27	13.5					
Lowry	2-2	54	9-24	.375	2-9	.222	6-8	.750	2	5	7	8	5-0	2	5	0	26	13.0					
A. Johnson	2-1	53	10-16	.625	0-0	---	0-0	---	3	11	14	4	6-0	2	4	0	20	10.0					
Valanciunas	2-2	38	5-9	.556	0-0	---	5-8	.625	4	8	12	1	1-0	1	5	0	15	7.5					
Hansbrough	2-0	20	2-4	.500	0-0	---	4-6	.667	3	6	9	1	3-0	0	0	0	8	4.0					
Hayes	1-0	7	2-3	.667	0-0	---	0-0	---	0	2	2	1	0-0	0	0	0	4	4.0					
Fields	2-1	21	3-5	.600	0-0	---	0-0	---	2	1	3	2	0-0	0	0	0	6	3.0					
Patterson	2-1	48	3-9	.333	0-2	.000	0-0	---	3	3	6	2	1-0	0	1	0	6	3.0					
J. Johnson	2-1	34	2-6	.333	0-1	.000	0-0	---	1	2	3	1	2-0	1	1	3	4	2.0					
Stiemsma	1-0	7	1-1	1.000	0-0	---	0-0	---	0	1	1	0	0-0	1	2	0	2	2.0					
Nogueira	1-0	2	0-0	---	0-0	---	0-0	---	0	1	1	0	0-0	0	0	0	0	0.0					
RAPTORS	2	480	71-163	.436	14-47	.298	38-48	.792	19	60	79	38	33-0	13	36	4	194	97.0					
WARRIORS	2	480	91-179	.508	25-56	.446	32-39	.821	23	69	92	66	40-0	19	22	13	239	119.5					

CAREER STATISTICS VS. GOLDEN STATE

PLAYER	FIELD GOALS			3-POINT FG		FREE THROWS		REBOUNDS										
	G-GS	MIN	FG-FGA	PCT	3FG-FGA	PCT	FT-FTA	PCT	OFF	DEF	TOT	AST	PF-DQ	STL	TO	BLK	PTS	AVG
Biyombo	6-2	115	12-21	.571	0-0	---	11-14	.786	12	33	45	1	13-0	1	5	10	35	5.8
Carroll	12-4	202	24-51	.471	5-14	.357	12-16	.750	13	27	40	14	18-0	11	0	2	65	5.4
DeRozan	10-9	336	68-134	.507	5-12	.417	42-47	.894	4	19	23	27	21-0	6	19	1	183	18.3
J. Johnson	10-4	167	17-43	.395	0-4	.000	9-14	.643	9	19	28	12	17-0	8	10	8	43	4.3
Joseph	9-2	165	20-49	.408	3-9	.333	7-12	.583	5	15	20	24	12-0	6	9	1	50	5.6
Lowry	19-10	538	62-164	.378	18-67	.269	66-91	.725	13	52	65	108	54-0	29	45	6	208	10.9
Nogueira	1-0	2	0-0	---	0-0	---	0-0	---	0	1	1	0	0-0	0	0	0	0	0.0
Patterson	13-4	329	50-106	.472	8-19	.421	10-12	.833	27	50	77	20	22-0	5	15	7	118	9.1
Ross	5-1	95	18-42	.429	6-18	.333	3-4	.750	2	4	6	4	8-0	3	6	0	45	9.0
Scola	26-20	708	151-294	.514	2-3	.667	68-96	.708	59	155	214	51	74-0	19	44	15	372	14.3
Valanciunas	5-5	104	15-29	.517	0-0	---	6-10	.600	7	21	28	2	11-0	2	11	2	36	7.2



LOS ANGELES CLIPPERS

Pacific Division (56-26)

SERIES RECAP

Current Streak.....	Won 2
Current Home Streak.....	Won 1
Current Road Streak.....	Won 1
Last Home Win.....	February 6, 2015 (123-107)
Last Home Loss.....	January 25, 2014 (126-118)
Last Road Win.....	December 27, 2014 (110-98)
Last Road Loss.....	February 7, 2014 (118-105)
Largest Margin of Victory.....	25, February 1, 2013
Largest Margin of Defeat.....	32, March 13, 1998
All-Time Record.....	22-16 (.579)

2014-15 RESULTS

DATE	RESULTS	SITE	RAPTORS HIGH	CLIPPERS HIGH
February 6	W 123-107	Toronto	DeRozan 24	Griffin 26
December 27	W 110-98	Los Angeles	Lowry 25	Redick 23

2014-15 STATISTICS VS. L.A. CLIPPERS

TORONTO (2-0)		FIELD GOALS				3-POINT FG				FREE THROWS				REBOUNDS				PF STL TO BLK PTS AVG			
PLAYER	G-GS	MIN	FG-FGA	PCT	3FG-FGA	PCT	FT-FTA	PCT	OFF	DEF	TOT	AST	PF	STL	TO	BLK	PTS	AVG			
DeRozan	1-1	32	6-16	.375	0-1	.000	12-13	.923	1	8	9	8	1-0	2	0	0	24	24.0			
Lowry	2-2	74	15-26	.577	6-13	.462	10-11	.909	1	3	4	8	2-0	4	4	0	46	23.0			
Vasquez	2-1	46	11-21	.524	8-15	.533	3-3	1.000	1	6	7	9	7-0	0	4	0	33	16.5			
Williams	2-0	57	6-18	.333	5-12	.417	10-12	.833	0	3	3	8	1-0	1	1	0	27	13.5			
Valanciunas	2-2	54	10-17	.588	0-0	---	6-8	.750	7	10	17	1	3-0	0	3	1	26	13.0			
J. Johnson	2-1	40	10-14	.714	1-3	.333	2-2	1.000	2	9	11	5	3-0	3	2	0	23	11.5			
Patterson	2-0	51	8-14	.571	5-8	.625	0-0	---	3	6	9	3	6-0	0	1	0	21	10.5			
A. Johnson	2-2	59	9-14	.643	0-1	.000	1-3	.333	6	11	17	1	5-0	3	3	0	19	9.5			
Ross	2-1	57	5-19	.263	1-11	.091	1-4	.250	0	6	6	7	7-0	1	2	1	12	6.0			
Hansbrough	2-0	7	1-1	1.000	0-0	---	0-0	---	1	1	2	0	1-0	0	0	0	2	1.0			
Fields	1-0	2	0-1	.000	0-0	---	0-0	---	0	0	0	0	0-0	0	0	0	0	0.0			
Stiemsma	1-0	2	0-0	---	0-0	---	0-0	---	0	0	0	0	0-0	0	0	0	0	0.0			
RAPTORS	2	480	81-161	.503	26-64	.406	45-56	.804	22	63	85	50	36-0	14	24	2	233	116.5			
CLIPPERS	2	480	75-159	.472	18-48	.375	37-46	.804	16	57	73	47	40-0	12	23	11	205	102.5			

CAREER STATISTICS VS. L.A. CLIPPERS

PLAYER		FIELD GOALS				3-POINT FG				FREE THROWS				REBOUNDS				PF STL TO BLK PTS AVG			
G-GS	MIN	FG-FGA	PCT	3FG-FGA	PCT	FT-FTA	PCT	OFF	DEF	TOT	AST	PF-DQ	STL	TO	BLK	PTS	AVG				
Biyombo	7-3	148	11-21	.524	0-0	---	8-12	.667	10	38	48	1	14-0	2	5	5	30	4.3			
Carroll	13-6	250	40-69	.580	15-23	.652	13-21	.619	15	38	53	11	23-0	6	3	0	108	8.3			
DeRozan	10-9	312	55-142	.387	6-17	.353	48-56	.857	12	34	46	35	19-0	11	12	3	164	16.4			
J. Johnson	9-3	149	32-60	.533	3-10	.300	9-13	.692	6	20	26	13	12-0	7	7	8	76	8.4			
Joseph	9-1	86	6-16	.375	2-5	.400	4-6	.667	4	8	12	6	11-0	4	3	1	18	2.0			
Lowry	20-13	623	88-192	.458	22-68	.324	75-99	.758	19	61	80	105	57-0	17	39	7	273	13.7			
Patterson	18-4	383	59-116	.509	9-23	.391	16-19	.842	25	49	74	17	47-0	9	11	3	143	7.9			
Ross	6-3	168	27-73	.370	14-42	.333	11-16	.688	3	14	17	13	22-0	3	9	2	79	13.2			
Scola	24-18	678	126-255	.494	0-1	.000	49-64	.766	44	141	185	44	68-0	17	34	7	301	12.5			
Valanciunas	6-5	143	19-36	.528	0-0	---	17-27	.630	17	31	48	5	20-0	0	11	1	55	9.2			



LOS ANGELES LAKERS

Pacific Division (21-61)

SERIES RECAP

Current Streak.....	Won 1
Current Home Streak.....	Won 1
Current Road Streak.....	Lost 1
Last Home Win.....	March 27, 2015 (94-83)
Last Home Loss.....	January 19, 2014 (112-106)
Last Road Win.....	December 8, 2013 (106-94)
Last Road Loss.....	November 30, 2014 (129-122 OT)
Largest Margin of Victory.....	12, December 8, 2013
Largest Margin of Defeat.....	20, 2X - last: February 1, 2008
All-Time Record.....	9-28 (.243)

2014-15 RESULTS

DATE	RESULTS	SITE	RAPTORS HIGH	LAKERS HIGH
March 27	W 94-83	Toronto	Valanciunas 19	Lin 18
November 30	L 129-122 OT	Los Angeles	Lowry 29	Bryant 31

2014-15 STATISTICS VS. L.A. LAKERS

TORONTO (1-1)		FIELD GOALS				3-POINT FG				FREE THROWS				REBOUNDS				PF STL TO BLK PTS AVG			
PLAYER	G-GS	MIN	FG-FGA	PCT	3FG-FGA	PCT	FT-FTA	PCT	OFF	DEF	TOT	AST	PF	STL	TO	BLK	PTS	AVG			
Lowry	1-1	41	10-28	.357	1-8	.125	8-12	.667	2	4	6	9	6-1	3	2	0	29	29.0			
Williams	2-0	54	11-30	.367	6-16	.375	9-10	.900	0	3	3	5	2-0	3	3	0	37	18.5			
Ross	2-2	60	12-20	.600	6-11	.545	0-0	---	1	5	6	2	3-0	2	1	1	30	15.0			
Valanciunas	2-2	61	12-22	.545	0-0	---	4-6	.667	4	16	20	1	4-0	0	3	4	28	14.0			
J. Johnson	2-0	48	10-15	.667	0-1	.000	5-6	.833	3	7	10	3	8-1	2	1	0	25	12.5			
Vasquez	2-2	60	10-20	.500	2-8	.250	2-4	.500	0	1	1	10	4-0	1	0	0	24	12.0			
A. Johnson	2-2	53	8-14	.571	0-0	---	1-2	.500	1	9	10	4	7-0	0	2	3	17	8.5			
Patterson	2-0	56	6-15	.400	1-8	.125	4-4	1.000	6	12	18	7	2-0	1	2	2	17	8.5			
DeRozan	1-1	41	1-10	.100	0-0	---	4-6	.667	1	9	10	7	4-0	1	1	0	6	6.0			
Hayes	1-0	5	1-2	.500	0-0	---	0-0	---	1	1	2	0	1-0	0	0	0	2	2.0			
Hansbrough	2-0	24	0-3	.000	0-0	---	1-2	.500	3	4	7	2	5-0	1	1	0	1	0.5			
Caboclo	1-0	1	0-0	---	0-0	---	0-0	---	0	0	0	0	1-0	0	2	0	0	0.0			
Fields	1-0	0	0-0	---	0-0	---	0-0	---	0	0	0	0	0-0	0	0	0	0	0.0			
RAPTORS	2	505	81-179	.453	16-52	.308	38-52	.731	22	71	93	50	47-2	14	19	10	216	108.0			
LAKERS	2	505	76-180	.422	14-41	.341	46-63	.730	28	72	100	38	40-0	10	23	9	212	106.0			

CAREER STATISTICS VS. L.A. LAKERS

PLAYER		FIELD GOALS				3-POINT FG				FREE THROWS				REBOUNDS				PF STL TO BLK PTS AVG			
G-GS	MIN	FG-FGA	PCT	3FG-FGA	PCT	FT-FTA	PCT	OFF	DEF	TOT	AST	PF-DQ	STL	TO	BLK	PTS	AVG				
Biyombo	7-2	116	11-19	.579	0-0	---	3-8	.375	11	19	30	3	11-0	1	6	5	25	3.6			
Caboclo	1-0	1	0-0	---	0-0	---	0-0	---	0	0	0	0	1-0	0	2	0	0	0.0			
Carroll	8-2	116	17-37	.459	1-9	.111	6-7	.857	7	15	22	12	19-1	3	4	2	41	5.1			
DeRozan	10-10	354	58-141	.411	0-10	.000	42-51	.824	5	37	42	37	32-0	11	21	3	158	15.8			
J. Johnson	10-2	162	25-52	.481	0-7	.000	16-21	.762	6	16	22	15	22-1	7	7	4	66	6.6			
Joseph	8-0	136	26-52	.500	4-7	.571	10-14	.714	3	13	16	24	10-0	6	8	1	66	8.3			
Lowry	20-8	518	64-161	.398	18-66	.273	46-59	.780	26	48	74	108	41-1	22	32	4	192	9.6			
Patterson	14-3	330	45-107	.421	5-24	.208	13-17	.765	30	42	72	16	18-0	5	7	9	108	7.7			
Ross	5-3	140	22-47	.468	10-27	.370	1-2	.500	2	10	12	3	8-0	5	2	2	55	11.0			
Scola	25-18	698	145-269	.539	2-2	1.000	53-71	.746	47	143	190	52	83-1	20	44	3	345	13.8			
Valanciunas	5-5	119	22-39	.564	0-0	---	5-8	.625	9	30	39	4	14-0	0	6	5	49	9.8			



MINNESOTA TIMBERWOLVES

Northwest Division (16-66)

SERIES RECAP

Current Streak.....	Won 8
Current Home Streak.....	Won 11
Current Road Streak.....	Won 3
Last Home Win.....	March 18, 2015 (105-100)
Last Home Loss.....	January 21, 2004 (108-97)
Last Road Win.....	April 1, 2015 (113-99)
Last Road Loss.....	January 29, 2011 (103-87)
Largest Margin of Victory.....	23, February 10, 2008
Largest Margin of Defeat.....	32, March 19, 2002
All-Time Record.....	26-12 (.684)

2014-15 RESULTS

DATE	RESULTS	SITE	RAPTORS HIGH	TIMBERWOLVES HIGH
April 1	W 113-99	Minnesota	Williams 18	Wiggins 25
March 18	W 105-100	Toronto	DeRozan 21	Martin 37

2014-15 STATISTICS VS. MINNESOTA

TORONTO (2-0)		FIELD GOALS		3-POINT FG		FREE THROWS		REBOUNDS											
PLAYER	G-GS	MIN	FG-FGA	PCT	FG-FGA	PCT	FT-FTA	PCT	OFF	DEF	TOT	AST	PF	STL	TO	BLK	PTS	AVG	
DeRozan	2-2	70	10-26	.385	2-2	1.000	16-17	.941	1	8	9	7	1-0	3	3	0	38	19.0	
Ross	2-2	57	12-20	.600	5-10	.500	2-2	1.000	1	1	2	2	2-0	0	1	0	31	15.5	
Valanciunas	2-2	42	14-18	.778	0-0	---	2-4	.500	5	14	19	2	6-0	0	2	2	30	15.0	
Williams	2-0	51	8-25	.320	4-16	.250	6-8	.750	0	1	1	6	1-0	3	4	0	26	13.0	
Vasquez	2-1	55	9-16	.563	7-11	.636	0-0	---	0	6	6	7	7-0	2	2	0	25	12.5	
Lowry	1-1	26	2-7	.286	1-4	.250	4-4	1.000	1	2	3	6	2-0	0	2	0	9	9.0	
A. Johnson	2-2	49	7-13	.538	2-4	.500	0-0	---	3	7	10	8	7-0	3	4	0	16	8.0	
Hansbrough	2-0	37	4-5	.800	0-0	---	6-9	.667	3	9	12	1	2-0	0	0	0	14	7.0	
Patterson	2-0	53	5-13	.385	3-10	.300	1-2	.500	0	5	5	7	0-0	2	3	1	14	7.0	
J. Johnson	2-0	28	5-8	.625	1-2	.500	2-4	.500	2	3	5	3	3-0	1	2	3	13	6.5	
Caboclo	1-0	4	1-2	.500	0-0	---	0-0	---	0	0	0	0	1-0	0	0	0	2	2.0	
Fields	1-0	4	0-1	.000	0-0	---	0-0	---	0	1	1	1	0-0	0	0	0	0	0.0	
Stiemsma	1-0	5	0-1	.000	0-0	---	0-0	---	0	0	0	0	1-0	0	1	0	0	0.0	
RAPTORS	2	480	77-155	.497	25-59	.424	39-50	.780	16	57	73	50	33-0	14	26	6	218	109.0	
TIMBERWOLVES	2	480	83-164	.506	11-31	.355	22-34	.647	19	58	77	42	34-0	14	31	9	199	99.5	

CAREER STATISTICS VS. MINNESOTA

PLAYER		FIELD GOALS		3-POINT FG		FREE THROWS		REBOUNDS											
G-GS	MIN	FG-FGA	PCT	3FG-FGA	PCT	FT-FTA	PCT	OFF	DEF	TOT	AST	PF	STL	TO	BLK	PTS	AVG		
Biyombo	8-4	159	14-19	.737	0-0	---	10-21	.476	10	33	43	1	23-0	1	5	12	38	4.8	
Caboclo	1-0	4	1-2	.500	0-0	---	0-0	---	0	0	0	0	1-0	0	0	0	2	2.0	
Carroll	12-4	234	44-86	.512	7-19	.368	17-18	.944	15	27	42	8	17-0	12	7	3	112	9.3	
DeRozan	11-11	374	66-153	.431	6-13	.462	47-52	.904	11	49	60	25	29-0	14	21	2	185	16.8	
J. Johnson	11-1	153	19-37	.514	3-9	.333	6-10	.600	7	23	30	21	19-0	6	12	12	47	4.3	
Joseph	10-3	187	28-52	.538	2-2	1.000	16-19	.842	3	20	23	29	9-0	10	7	2	74	7.4	
Lowry	21-13	623	88-193	.456	20-61	.328	72-82	.878	25	62	87	123	50-0	25	37	3	268	12.8	
Patterson	11-2	253	44-81	.543	6-15	.400	2-8	.250	18	21	39	13	19-0	7	10	9	96	8.7	
Ross	6-4	144	27-51	.529	10-23	.435	7-8	.875	1	9	10	5	16-1	2	5	2	71	11.8	
Scola	25-20	689	158-307	.515	0-2	.000	55-81	.679	59	141	200	50	67-0	20	48	8	371	14.8	
Valanciunas	6-6	145	22-40	.550	0-0	---	10-14	.714	18	29	47	8	19-0	1	8	8	54	9.0	



WASHINGTON WIZARDS

Southeast Division (46-36)

SERIES RECAP

Current Streak.....	Won 3
Current Home Streak.....	Won 2
Current Road Streak.....	Won 3
Last Home Win.....	February 11, 2015 (95-93)
Last Home Loss.....	February 27, 2014 (134-129 3OT)
Last Road Win.....	January 31, 2015 (120-116 OT)
Last Road Loss.....	March 31, 2013 (109-92)
Largest Margin of Victory.....	39, January 30, 2008
Largest Margin of Defeat.....	28, January 11, 2000
All-Time Record.....	40-34 (.541)

2014-15 RESULTS

DATE	RESULTS	SITE	RAPTORS HIGH	WIZARDS HIGH
February 11	W 95-93	Toronto	Williams 27	Wall 21
January 31	W 120-116 OT	Washington	Lowry 23	Wal 28
November 7	W 103-84	Toronto	DeRozan 25	Porter 13

2014-15 STATISTICS VS. WASHINGTON

TORONTO (3-0)		FIELD GOALS		3-POINT FG		FREE THROWS		REBOUNDS											
PLAYER	G-GS	MIN	FG-FGA	PCT	FG-FGA	PCT	FT-FTA	PCT	OFF	DEF	TOT	AST	PF	STL	TO	BLK	PTS	AVG	
DeRozan	3-3	114	18-47	.383	1-2	.500	26-30	.867	3	13	16	10	7-0	4	9	1	63	21.0	
Williams	3-0	80	21-43	.488	7-18	.389	10-13	.769	0	6	6	6	4-0	5	2	1	59	19.7	
Lowry	3-3	108	18-40	.450	6-18	.333	7-10	.700	3	15	18	19	11-0	4	9	1	49	16.3	
A. Johnson	3-3	93	10-19	.526	1-3	.333	8-13	.615	3	14	17	7	12-0	2	3	6	29	9.7	
Ross	3-1	61	10-23	.435	5-10	.500	1-1	1.000	2	5	7	3	4-0	0	5	0	26	8.7	
Patterson	3-0	95	8-21	.381	4-10	.400	5-6	.833	5	14	19	5	5-0	3	0	2	25	8.3	
Vasquez	3-1	63	8-19	.421	6-11	.545	3-3	1.000	1	8	9	8	5-0	1	4	0	25	8.3	
Valanciunas	3-3	61	9-16	.563	0-0	---	3-5	.600	3	13	16	1	9-1	1	3	4	21	7.0	
J. Johnson	2-1	36	5-7	.714	1-2	.500	0-0	---	1	4	5	2	6-0	1	1	1	11	5.5	
Hansbrough	3-0	35	3-9	.333	0-0	---	4-6	.667	4	3	7	1	6-0	0	3	0	10	3.3	
Fields	1-0	1	0-0	---	0-0	---	0-0	---	0	0	0	0	0-0	0	0	0	0	0.0	
RAPTORS	3	745	110-244	.451	31-74	.419	67-87	.770	25	95	120	62	69-1	21	40	16	318	106.0	
WIZARDS	3	745	106-247	.429	18-64	.281	63-89	.708	43	97	140	70	68-0	22	51	17	293	97.7	

CAREER STATISTICS VS. WASHINGTON

PLAYER		FIELD GOALS		3-POINT FG		FREE THROWS		REBOUNDS											
G-GS	MIN	FG-FGA	PCT	3FG-FGA	PCT	FT-FTA	PCT	OFF	DEF	TOT	AST	PF	STL	TO	BLK	PTS	AVG		
Biyombo	13-4	215	9-29	.310	0-0	---	6-13	.462	11	33	44	1	19-0	4	10	15	24	1.8	
Carroll	9-6	221	21-56	.375	8-22	.364	20-26	.769	14	20	34	8	16-0	12	8	0	70	7.8	
DeRozan	22-22	756	134-296	.453	2-14	.143	108-134	.806	17	67	84	52	52-0	19	46	10	378	17.2	
J. Johnson	13-6	223	28-59	.475	3-13	.231	19-30	.633	8	22	30	19	22-0	9	12	12	78	6.0	
Joseph	6-2	104	14-26	.538	0-1	.000	6-8	.750	3	8	11	17	9-0	3	4	3	34	5.7	
Lowry	20-14	633	81-212	.382	27-77	.351	76-92	.826	20	72	92	139	61-1	32	51	8	265	13.3	
Patterson	9-2	250	32-67	.478	9-19	.474	10-14	.714	13	31	44	13	22-2	9	7	8	83	9.2	
Ross	11-4	180	25-60	.417	14-30	.467	5-5	1.000	4	14	18	7	15-0	4	7	1	69	6.3	
Scola	19-11	485	92-170	.541	0-0	---	30-42	.714	28	80	108	23	57-1	6	36	6	214	11.3	
Valanciunas	11-11	290	38-73	.521	0-0	---	33-42	.786	15	66	81	5	31-1	2	14	10	109	9.9	



PRESEASON HISTORY

1995 PRESEASON (3-5)

DATE	OPPONENT	RESULTS	LOCATION	ATTENDANCE
Oct. 14	vs. Philadelphia	W 120-107	Halifax, N.S.	9,367
Oct. 16	vs. Philadelphia	L 121-93	Saint John, N.B.	6,297
Oct. 18	vs. Atlanta	L 99-95	Toronto	17,814
Oct. 19	vs. Atlanta	L 106-105 (OT)	Saskatoon, Sask.	5,648
Oct. 21	vs. Vancouver	W 98-77	Winnipeg, Man.	11,203
Oct. 23	vs. Washington	L 99-89	Toronto	16,821
Oct. 25	vs. New Jersey	W 107-90	Toronto	16,618
Oct. 29	vs. Cleveland	L 96-89	Toronto	17,532

1996 PRESEASON (2-6)

DATE	OPPONENT	RESULTS	LOCATION	ATTENDANCE
Oct. 11	vs. Atlanta	L 100-82	Halifax, N.S.	7,589
Oct. 13	vs. New York	W 78-73	Ottawa, Ont.	9,662
Oct. 15	vs. Atlanta	L 103-101	Toronto	14,359
Oct. 18	vs. Miami	L 119-89	Buffalo, N.Y.	12,748
Oct. 19	vs. Miami	L 93-90	Toronto	16,127
Oct. 22	vs. Golden State	L 121-115	Toronto	14,753
Oct. 23	vs. Minnesota	W 105-97	Toronto	14,303
Oct. 27	at Vancouver	L 80-77	Calgary, Alb.	15,104

1997 PRESEASON (4-4)

DATE	OPPONENT	RESULTS	LOCATION	ATTENDANCE
Oct. 11	at Indiana	L 104-100	Fort Wayne, Ind.	8,239
Oct. 13	vs. Seattle	W 116-111	Toronto	14,228
Oct. 15	vs. Philadelphia	W 124-118	Toronto	15,962
Oct. 16	vs. Atlanta	L 103-102	Toronto	13,378
Oct. 19	at New York	W 98-91	Hartford, Conn.	10,562
Oct. 20	vs. Vancouver	W 107-98	Halifax, N.S.	8,190
Oct. 24	vs. Denver	L 114-100	Hamilton, Ont.	10,962
Oct. 27	at New Jersey	L 127-104	Springfield, Mass.	5,217

1998 PRESEASON (0-2)

DATE	OPPONENT	RESULTS	LOCATION	ATTENDANCE
Jan. 26	vs. Boston	L 106-88	Toronto	25,001
Jan. 29	at Boston	L 120-99	Boston	18,624

1999 PRESEASON (4-4)

DATE	OPPONENT	RESULTS	LOCATION	ATTENDANCE
Oct. 12	vs. Milwaukee	L 103-98	Toronto	10,821
Oct. 15	vs. L.A. Clippers	L 112-102	Toronto	12,367
Oct. 18	at Vancouver	W 110-84	Edmonton, Alb.	12,852
Oct. 20	at Denver	W 100-95	Colorado Springs, Col.	5,485
Oct. 21	at Dallas	L 95-93	Dallas	12,449
Oct. 23	at Milwaukee	W 98-86	Milwaukee	13,365
Oct. 26	vs. Cleveland	W 116-104	Toronto	12,586
Oct. 28	vs. Denver	L 92-87	Toronto	12,683

2000 PRESEASON (4-4)

DATE	OPPONENT	RESULTS	LOCATION	ATTENDANCE
Oct. 10	vs. Minnesota	L 100-96	Toronto	12,744
Oct. 12	vs. Vancouver	W 97-92	Ottawa, Ont.	14,783
Oct. 14	at Cleveland	W 113-108 (OT)	Cleveland	9,480
Oct. 16	vs. Philadelphia	L 107-98	Chapel Hill, N.C.	5,588
Oct. 18	vs. Dallas	L 99-94	Toronto	13,229
Oct. 21	vs. Charlotte	L 91-66	Toronto	13,647
Oct. 23	vs. Indiana	W 91-80	Toronto	12,893
Oct. 25	at Charlotte	W 94-88	Charlotte	12,173

2001 PRESEASON (5-2)

DATE	OPPONENT	RESULTS	LOCATION	ATTENDANCE
Oct. 5	at Minnesota	L 125-92	Billings, Mon.	10,102
Oct. 11	vs. Minnesota	W 115-85	Toronto	9,346
Oct. 16	vs. Chicago	W 107-89	Toronto	15,792
Oct. 17	at Indiana	L 106-96	Indiana	13,724
Oct. 20	vs. Cleveland	W 105-84	Toronto	15,637
Oct. 22	vs. Utah	W 88-83	Toronto	15,143
Oct. 25	vs. Washington	W 113-96	Toronto	19,800

2002 PRESEASON (3-5)

DATE	OPPONENT	RESULTS	LOCATION	ATTENDANCE
Oct. 8	vs. Detroit	L 80-70	Toronto	15,535
Oct. 11	at Chicago	L 87-79	Chicago	15,248
Oct. 13	vs. Philadelphia	L 105-101 (OT)	Toronto	16,408
Oct. 15	at Cleveland	W 93-76	Columbus, Ohio	6,581
Oct. 18	vs. New Jersey	L 93-77	Toronto	16,674
Oct. 20	vs. Boston	W 84-73	Toronto	16,117
Oct. 22	vs. Golden State	W 108-97	El-Paso, Tex.	8,500
Oct. 24	at Utah	L 89-82	Utah	14,133

2003 PRESEASON (5-2)

DATE	OPPONENT	RESULTS	LOCATION	ATTENDANCE
Oct. 8	vs. Washington	W 76-71	Toronto	13,712
Oct. 10	vs. Panathinaikos	W 100-76	Toronto	17,749
Oct. 12	at Detroit	W 88-81	Grand Rapids, Mich.	8,124
Oct. 15	at Minnesota	W 90-76	Moline, Illi.	4,945
Oct. 17	vs. Denver	W 86-81	Toronto	14,604
Oct. 18	at New Jersey	L 82-76	Bridgeport, Conn.	8,170
Oct. 21	vs. Chicago	L 94-91	Toronto	14,652
Oct. 23	Toronto vs. Cleveland – Cancelled		St. John's, Newfoundland	

2004 PRESEASON (3-5)

DATE	OPPONENT	RESULTS	LOCATION	ATTENDANCE
Oct. 15	vs. Philadelphia	L 99-97	Toronto	13,370
Oct. 17	at Philadelphia	L 108-103	London, Ont.	7,619
Oct. 20	vs. Benetton	W 86-83	Toronto	10,668
Oct. 21	vs. Portland	L 88-85	Toronto	11,285
Oct. 23	at Chicago	W 91-89	Chicago	14,723
Oct. 26	at Denver	L 102-98	Denver	10,964
Oct. 27	at Portland	L 97-95	Portland	16,735
Oct. 29	vs. Cleveland	W 100-92	Toronto	13,730

2005 PRESEASON (4-4)

DATE	OPPONENT	RESULTS	LOCATION	ATTENDANCE
Oct. 12	vs. Utah	W 102-101	Toronto	12,285
Oct. 14	at Boston	L 107-100	Manchester, N.H.	8,868
Oct. 16	vs. Maccabi Tel-Aviv	L 105-103	Toronto	17,281
Oct. 19	vs. New Jersey	W 107-105 (OT)	Toronto	13,942
Oct. 21	vs. Boston	W 93-83	Toronto	13,298
Oct. 23	at Cleveland	L 87-83	Columbus, Ohio	11,370
Oct. 24	vs. Portland	L 105-98	Winnipeg, Man.	10,900
Oct. 26	at Portland	W 100-78	Portland	17,458

2006 PRESEASON (7-1)

DATE	OPPONENT	RESULTS	LOCATION	ATTENDANCE
Oct. 9	at Washington	W 93-83	Washington	10,902
Oct. 11	vs. Boston	W 118-112 (OT)	Toronto	13,124
Oct. 15	vs. New Jersey	W 119-110	Toronto	13,331
Oct. 18	at Cleveland	W 103-81	Rochester, N.Y.	9,429
Oct. 19	vs. Maccabi Tel-Avi	W 118-84	Toronto	14,430
Oct. 22	vs. Cleveland	W 91-90	Toronto	14,538
Oct. 25	vs. Boston	W 106-102	Toronto	11,032
Oct. 27	at Chicago	L 108-97	Chicago	19,709

2007 PRESEASON (5-2)

DATE	OPPONENT	RESULTS	LOCATION	ATTENDANCE
Oct. 6	vs. Boston	L 89-85	Rome, Italy	11,118
Oct. 7	at Lottomatica	W 93-87	Rome, Italy	11,118
Oct. 11	at Real Madrid	L 104-103	Madrid, Spain	7,400
Oct. 17	vs. Zalgiris Kaunas	W 105-99	Toronto	13,394
Oct. 19	vs. Chicago	W 92-82	Toronto	14,047
Oct. 25	vs. Cleveland	W 111-78	Toronto	15,830
Oct. 26	vs. Washington	W 98-64	Toronto	13,741



2008 PRESEASON SCHEDULE (4-4)

DATE	OPPONENT	RESULTS	LOCATION	ATTENDANCE
Oct. 7	at Cleveland	W 104-84	Cleveland	18,847
Oct. 8	vs. New York	W 113-111	Toronto	15,274
Oct. 12	vs. Philadelphia	L 85-79	Toronto	14,427
Oct. 14	vs. CSKA Moscow	W 86-78	Toronto	13,963
Oct. 16	vs. Minnesota	L 90-86	Toronto	14,253
Oct. 18	at L.A. Clippers	W 93-89	Los Angeles	N/A
Oct. 19	at L.A. Lakers	L 112-89	Los Angeles	13,772
Oct. 21	vs. Denver	L 105-94	Edmonton, Alb.	17,534

2009 PRESEASON (2-6)

DATE	OPPONENT	RESULTS	LOCATION	ATTENDANCE
Oct. 6	at Philadelphia	L 107-98	London, Ont.	7,213
Oct. 7	vs. Philadelphia	L 84-79	Toronto	11,974
Oct. 9	at Minnesota	W 112-97	Minnesota	8,822
Oct. 11	vs. Washington	W 100-93	Toronto	11,936
Oct. 14	at Boston	L 106-90	Hartford, Conn.	10,117
Oct. 15	vs. Houston	L 124-112	Toronto	12,061
Oct. 18	vs. Boston	L 101-82	Toronto	13,607
Oct. 23	at Minnesota	L 98-90	Sioux Falls, S.D.	5,566

2010 PRESEASON (4-4)

DATE	OPPONENT	RESULTS	LOCATION	ATTENDANCE
Oct. 6	at Phoenix	W 129-78	Vancouver, B.C.	18,123
Oct. 10	at Boston	L 91-87	Boston	18,624
Oct. 12	at Chicago	L 109-90	Chicago	20,165
Oct. 13	vs. Philadelphia	W 119-116	Toronto	12,078
Oct. 15	vs. Boston	L 117-112	Toronto	13,763
Oct. 17	vs. Phoenix	W 121-100	Toronto	12,902
Oct. 20	vs. Chicago	L 110-103	Toronto	12,681
Oct. 22	vs. New York	W 108-103	Montreal, Que.	22,114

2011 PRESEASON (0-2)

DATE	OPPONENT	RESULTS	LOCATION	ATTENDANCE
Dec. 18	vs. Boston	L 76-75	Toronto	16,721
Dec. 21	at Boston	L 81-73	Boston	18,624

2012 PRESEASON (6-1)

DATE	OPPONENT	RESULTS	LOCATION	ATTENDANCE
Oct. 8	vs. Real Madrid	W 102-95	Toronto	10,359
Oct. 10	at Detroit	L 101-99	Detroit	9,532
Oct. 12	vs. Detroit	W 82-75	Toronto	10,167
Oct. 17	vs. Washington	W 104-101	Toronto	11,750
Oct. 19	vs. New York	W 107-88	Montreal, Que.	22,114
Oct. 22	vs. Milwaukee	W 104-95	Toronto	11,364
Oct. 26	at Memphis	W 120-106	Memphis	10,206

2013 PRESEASON (6-1)

DATE	OPPONENT	RESULTS	LOCATION	ATTENDANCE
Oct. 7	at Boston	W 97-89	Boston	16,424
Oct. 9	vs. Minnesota	L 101-89	Toronto	17,261
Oct. 11	vs. New York	W 100-91	Toronto	15,357
Oct. 12	at Minnesota	W 104-97	Minneapolis	10,106
Oct. 16	vs. Boston	W 99-97	Toronto	13,331
Oct. 21	vs. New York	W 123-120	Toronto	15,701
Oct. 23	vs. Memphis	W 108-72	Toronto	14,421
Oct. 25	at Milwaukee	Cancelled	Milwaukee	

2014 PRESEASON (7-1)

DATE	OPPONENT	RESULTS	LOCATION	ATTENDANCE
Oct. 5	vs. Sacramento	W 99-94	Vancouver	18,900
Oct. 7	at Sacramento	L 113-106	Sacramento	10,061
Oct. 10	vs. Boston	W 116-109	Toronto	16,729
Oct. 13	at New York	W 81-76	New York	19,812
Oct. 15	at Boston	W 92-89	Portland, Maine	5,909
Oct. 17	at Oklahoma City	W 109-90	Wichita, Kansas	13,161
Oct. 22	vs. Maccabi Haifa	W 92-85	Toronto	15,749
Oct. 24	vs. New York	W 83-80	Montreal	20,738

ALL-TIME PRESEASON RECORD: 78-65 (.544)

TRAINING CAMP HISTORY

YEAR	CITY	VENUE
1995	Hamilton	Copps Coliseum
1996	Barrie	Molson Centre
1997	Barrie	Molson Centre
1998	Toronto	Humber College
1999	Toronto	Air Canada Centre
2000	Buffalo, N.Y.	Erie Community College
2001	Buffalo, N.Y.	Erie Community College
2002	Waterloo	RIM Park
2003	Toronto	Air Canada Centre
2004	St. Catharines	Brock University
2005	St. Catharines	Brock University
2006	Waterloo	RIM Park
2007	Treviso, Italy	Benetton Treviso
2008	Ottawa	Carleton University
2009	Ottawa	Carleton University
2010	Vancouver, B.C.	University of British Columbia
2011	Toronto	Air Canada Centre
2012	Halifax, N.S.	Canada Games Centre
2013	Halifax, N.S.	Canada Games Centre
2014	Vancouver, B.C.	Fortius Sports & Health
2015	Vancouver, B.C.	Fortius Sports & Health

NEUTRAL SITE GAMES

CANADIAN CITIES

Calgary, Alberta	1996
Edmonton, Alberta	1999, 2008
Halifax, Nova Scotia	1995, 1996, 1997
Hamilton, Ontario	1997
London, Ontario	2004, 2009
Montreal, Quebec	2010, 2012, 2014, 2015
Ottawa, Ontario	1996, 2000, 2015
Saint John, New Brunswick	1995
Saskatoon, Saskatchewan	1995
Winnipeg, Manitoba	2005
Vancouver, British Columbia	2010, 2014, 2015

U.S. CITIES

Billings, Montana	2001
Bridgeport, Connecticut	2003
Buffalo, New York	1996
Chapel Hill, North Carolina	2000
Colorado Springs, Colorado	1999
Columbus, Ohio	2002, 2005
El-Paso, Texas	2002
Fort Wayne, Indiana	1997
Grand Rapids, Michigan	2003
Hartford, Connecticut	1997, 2009
Manchester, New Hampshire	2005
Moline, Illinois	2003
Ontario, California	2015
Portland, Maine	2014
Rochester, New York	2006
San Jose, California	2015
Sioux Falls, South Dakota	2009
Springfield, Massachusetts	1997
Wichita, Kansas	2014

EUROPE

London, England*	2011, 2015
Madrid, Spain	2007
Rome, Italy	2007

* - regular season game